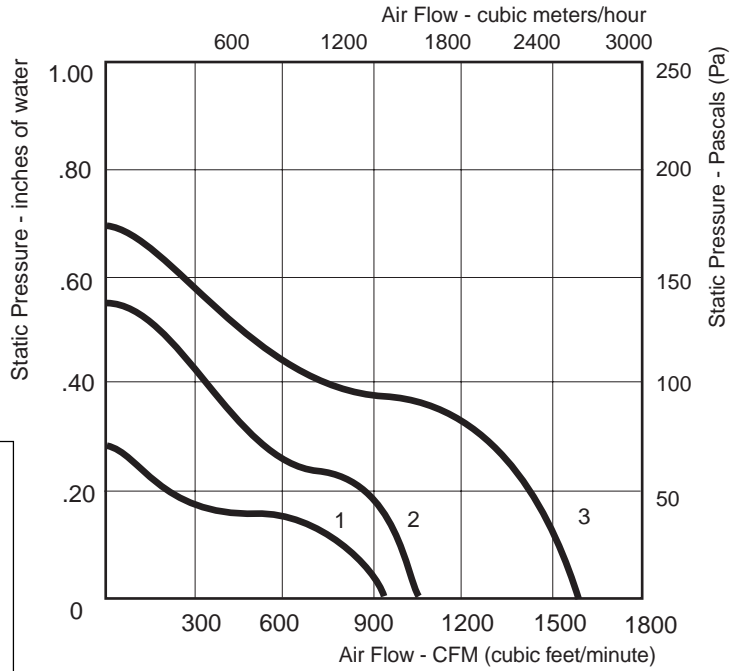
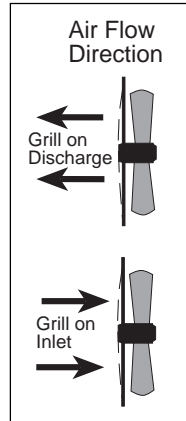


11.8" A-blade Axial Fans

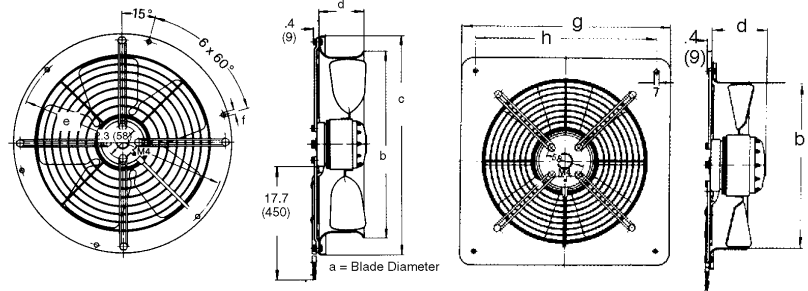


- Blades permanently attached to the external rotor motor for optimum motor cooling and reliable, long life operation
- Select Fan, Fan with Guard, Fan in round or square housing



Dimensions

Type	Dimensions - inches (mm)							
	a	b	c	d	e	f	g	h
W...300	11.8 (300)	12.9 (327)	15.6 (397)	3.1 (80)	15.0 (380)	0.4 (9)	16.9 (430)	15.0 (380)



Part Numbers in this table: ROUND Venturi Housing with Grill on Discharge

Curve Number	PART NUMBER*	Volts	Hertz	Watts	Grill	Blade Dia (in)	CFM @ 0"	dBA	Temp. Max °C	Wgt. (lbs.)	Wiring Dgm#	Capacitor (µf)
1	W4S300-CA08-51	115	60	95	Dischg	12	942	64	50	4.6	B	none
1	W4S300-CA02-51	230	50/60	94	Dischg	12	942	64	50	4.6	B	none
2	W4E300-CA09-51	115	60	115	Dischg	12	1077	66	45	5.1	A	10
2	W4E300-CA01-51	230	50/60	95	Dischg	12	1077	66	45	5.1	A	2
3	W2E300-CA05-51	115	60	230	Dischg	12	1589	76	45	6	A	16
3	W2E300-CA01-51	230	50/60	205	Dischg	12	1589	76	45	6	A	4

*Air Flow Direction listed has grill on discharge and a blade rotation of L.

ROUND Housing, Grill on Inlet		SQUARE Plate, Grill Discharge		SQUARE Plate, Grill on Inlet	
115 V	230V	115V	230V	115V	230V
W4S300-CA08-52	W4S300-CA02-52	W4S300-DA08-51	W4S300-DA02-51	W4S300-DA08-52	W4S300-DA02-52
W4E300-CA09-52	W4E300-CA01-52	W4E300-DA09-51	W4E300-DA01-51	W4E300-DA09-52	W4E300-DA01-52
W2E300-CA05-52	W2E300-CA01-52	W2E300-DA05-51	W2E300-DA01-51	W2E300-DA05-52	W2E300-DA01-52