

## THE ONLY SCREW FOR LAYING TONGUE & GROOVE FLOORBOARDS

### Star Recess (ST10)

Greater grip and control on application.

### Part Thread

Reduces 'Jacking' where a full threaded screw tends to pull apart the jointed material.

### Finish

Available ex-stock in Net-Coat™ yellow plated, other coatings available to order.

### TS Thread

Utilises benefits of both twin and single thread on the same screw.

### Single Coarse Thread

Designed to eliminate the ream out of the floor boarding, giving high pull out retention.

### Twin Thread

Breaks even the hardest floor boarding surface and delivers a balanced point of pick up.



### Narrow Countersunk Head

Gives a neat flush fix to allow the next board to sit in place.

### Solid Collar

Gives strength to the most vulnerable point of the screw.

### Tri-Lock™ TS Threadform

Three flats on thread means less surface contact between screw and floorboard when driven in - which means less battery wear, easier to insert and the screw will not work loose as the boards are walked upon.

### Hardened

Specifically developed so the screw will not break as the flooring flexes under use.

### Sizes

Just one size (3.5 x 45mm) to suit the popular floorboards currently used in today's market. Boxed in 200's.

### Installation

We recommend that you insert the Tongue-Tite screw at an angle of 30 - 45 degrees to the exposed face on the tongue side, and start where the tongue & face intersect. This will drive the screw through the board and out into the substrate.

Make sure the head of the screw sit beneath the tongue so it does not interfere with the next piece.

For a secure fix we advise that you insert a screw every 300mm. (Please note: If inserting a screw 50mm from the end of the board we recommend that you pre-drill to stop any splitting.)

### Free Driver Bit in Every Box

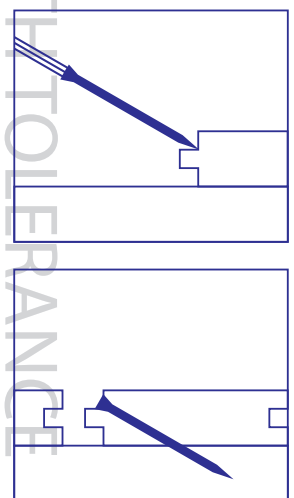


### THE ULTIMATE TONGUE & GROOVE SCREW

HARDWOODS

SOFTWOODS

FIBRE BOARDS





## NO MORE NAILS/GLUES! The Ultimate Fix For Tongue & Groove Floorboards

Q. Do you want a trouble free way of fitting your tongue & groove flooring?

Q. Are you fed up with messy and unreliable glues?

Q. Do you have to hire a specialist gun for the nails which end up working loose, giving you those annoying squeaky floorboards?

Q. Would you like to be able to take up your boards without any damage to them?


YES, YES, YES, YES

### A. **Tongue-Tite®**


Tongue-Tite is a specialist screw designed for softwood, hardwood and fibre tongue & groove floorboards.

With the Tri-Lock™ TS threadform the screw will drive straight through the boards & into the substrate without pre-drilling. (Even hardwoods!)

Quick & easy to install and remove, with the benefit of a secure fix. (No more squeaks.)



Free Driver Bit in Every Box



For **FREE** samples or more information  
please call 0870 043 4571

