


# LPT 60

60 Watts

## LPT 60 Series

<b>Total Power</b>	<b>60 - 80 Watts</b>
<b>Input Voltages</b>	<b>85 - 264 VAC 120 - 370 VDC</b>
<b># of Outputs</b>	<b>Triple</b>



## SPECIAL FEATURES

- Universal input
- High efficiency
- Remote sense on main output
- Built-in EMI filter
- Low output ripple
- Adjustable main output
- Overvoltage protection
- Overload protection
- Enclosure kit available (see page 56 or PowerFAX Doc. no 1025)

## ENVIRONMENTAL

Operating temperature: 0° to 50°C ambient derate each output at 2.5% per degree from 50° to 70°C

Electromagnetic susceptibility: designed to meet IEC 801, -2, -3, -4, -5, -6, Level 3

Humidity: Operating; non-condensing 5% to 95%

Vibration: Three orthogonal axes, sweep at 1 oct/min, 5 min. dwell at four major resonances 0.75G peak 5 Hz to 500 Hz, operational

Storage temperature: -40° to 85°C

Temperature coefficient: ±.04% per °C

MTBF demonstrated: >550,000 hours at full load and 25°C ambient conditions

## ELECTRICAL SPECIFICATIONS

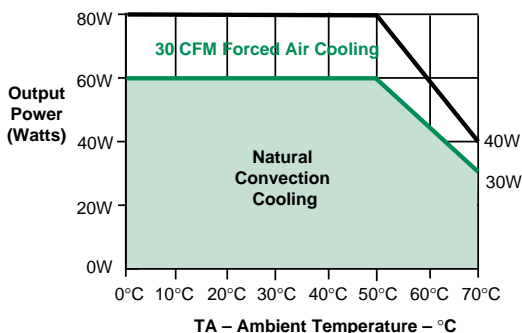
### Input

Input range .....	85-264 VAC 120-370 VDC
Frequency .....	47-440 Hz
Inrush current .....	<18 A peak @ 115 VAC; <36 A peak @ 230 VAC, cold start @ 25°C
Input current .....	1.5 A max. (RMS) @ 115 VAC
Efficiency .....	70% typical at full load (60% for LPT61)
EMI filter .....	FCC Class B conducted CISPR 22 Class B conducted EN55022 Class B conducted VDE 0878 PT3 Class B conducted
Safety ground leakage current .....	<0.5 mA @ 50/60 Hz, 264 VAC input

### Output

Maximum power .....	60 W for convection (LPT61, 35 W); 80 W with 30 CFM forced air (LPT61, 55 W)
Adjustment range .....	-5, +10% minimum
Cross regulation .....	±2% on output 1; ±5% on outputs 2,3
Hold-up time .....	20 ms @ 60 W load, 115 VAC nominal line
Overload protection .....	Short circuit protection on all outputs. Case overload protected @ 110-145% above peak rating
Overvoltage protection .....	5.7-6.7 VDC on main output
Remote sense .....	Compensates for 0.5 V lead drop min. Will operate without remote sense connected. Reverse connection protected.

Power Derating Curve



## SAFETY

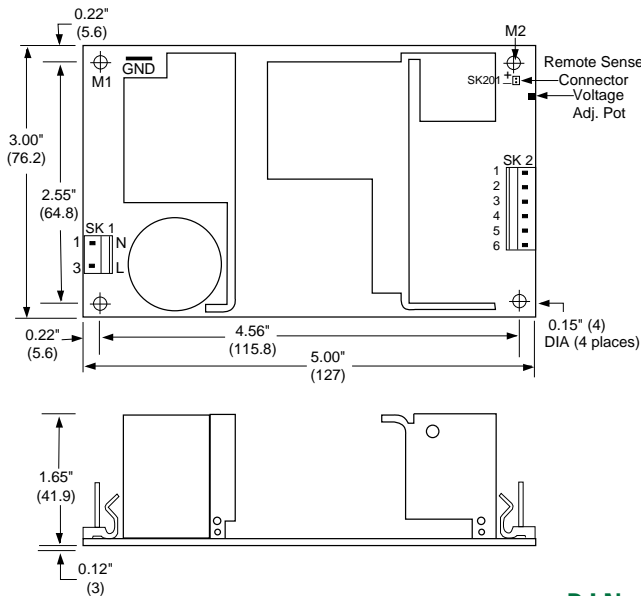
<b>VDE</b>	0805/EN60950 (IEC950)	11774-3336-1255 (LC #86665)
<b>UL</b>	UL1950	E132002
<b>CSA</b>	CSA 22.2-234 Level 3	LR53982C
<b>NEMKO</b>	EN 60950/EMKO-TUE (74-sec) 203	P95100123
<b>BABT</b>	EN60950/BS7002	PS / 605273
<b>CB</b>	Certificate and report	1518, 1519, 1520
<b>CE</b>	Mark (LVD)	

## ORDERING INFORMATION

Model Number	Output Voltage	Minimum Load	Maximum Load with Convection Cooling	Maximum Load with 30 CFM Forced Air	Peak Load <sup>1</sup>	Regulation <sup>2</sup>	Ripple P/P (PARD) <sup>3</sup>
LPT61	+3.3 V	0.7A	5 A	8.5 A	9.5 A	±2%	50mV
	+5 V	0 A	2.5 A	3.0 A	3.3 A	±2%	50mV
	+12 V	0 A	0.5 A	1.0 A	1 A	±5%	120mV
LPT62	+5 V	0.7 A	7 A	8 A	10 A	±2%	50 mV
	+12 V	0.3 A	3 A	3.5 A	6 A	±5%	120 mV
	-12 V	0 A	0.7 A	1 A	1.5 A	±5%	120 mV
LPT63	+5 V	0.7 A	7 A	8 A	10 A	±2%	50 mV
	+15 V	0.3 A	2.8 A	3.3 A	4 A	±5%	150 mV
	-15 V	0 A	0.7 A	1 A	1.5 A	±5%	150 mV
LPT64	+5 V	0.7 A	7 A	8 A	10 A	±2%	50 mV
	+12 V	0.3 A	3 A	3.5 A	6 A	±5%	120 mV
	-5 V	0 A	0.7 A	1 A	1.5 A	±5%	50 mV
LPT65	+5 V	0.7 A	7 A	8 A	10 A	±2%	50 mV
	+24 V	0.1 A	1.5 A	2.0 A	3 A	±7%	240 mV
	+12 V	0 A	0.7 A	1 A	1.5 A	±5%	120 mV
LPT66	+5 V	0.7 A	7 A	8 A	10 A	±2%	50 mV
	+24 V	0.1 A	1.5 A	2.0 A	3 A	±7%	240 mV
	-12 V	0 A	0.7 A	1 A	1.5 A	±5%	120 mV
LPT67	+5 V	0.7 A	7 A	8 A	10 A	±2%	50 mV
	+24 V	0.1 A	1.5 A	2.0 A	3 A	± 7%	240 mV
	-5 V	0 A	0.7 A	1 A	1.5 A	± 5%	50 mV

1. Peak current lasting <30 seconds with a maximum 10% duty cycle.
2. At 25°C including initial tolerance, line voltage, load currents and output voltages adjusted to factory settings.
3. Peak-to-peak with 20 MHz bandwidth and 10 µF in parallel with a 0.1 µF capacitor at rated line voltage and load ranges.
4. Minimum Loads are required.

## DRAWINGS



## MATING CONNECTORS

AC Input: Molex 09-50-8031 (USA)  
09-91-0300 (UK)  
PINS: 08-58-0111

DC Outputs: Molex 09-50-8061 (USA)  
09-91-0600 (UK)  
PINS: 08-58-0111

Remote Sense: Molex 22-01-2025  
PINS: 08-50-0114

## NOTES

1. Specifications subject to change without notice.
2. All dimensions in inches (mm), tolerance is ±.02".
3. Mounting holes M1 and M2 should be grounded for EMI purposes.
4. Mounting hole M1 is safety ground connection.
5. Specifications are for convection rating at factory settings at 115 VAC input, 25°C unless otherwise stated.
6. Warranty: 1 year
7. Weight: 0.75 lb. / 0.34 kg

## PIN ASSIGNMENTS

Connector	LPT61	LPT62	LPT63	LPT64	LPT65	LPT66	LPT67
SK1-1	Neutral	Neutral	Neutral	Neutral	Neutral	Neutral	Neutral
SK1-3	Line	Line	Line	Line	Line	Line	Line
SK2-1	5 V	+12 V	+15 V	+12 V	+24V	+24V	+24V
SK2-2	3.3 V	+5 V	+5 V	+5 V	+5 V	+5 V	+5 V
SK2-3	3.3 V	+5 V	+5 V	+5 V	+5 V	+5 V	+5 V
SK2-4	Common	Common	Common	Common	Common	Common	Common
SK2-5	Common	Common	Common	Common	Common	Common	Common
SK2-6	+12V	-12 V	-15 V	-5 V	+12 V	-12 V	-5 V
SK201-1	+Sense	+Sense	+Sense	+Sense	+Sense	+Sense	+Sense
SK201-2	-Sense	-Sense	-Sense	-Sense	-Sense	-Sense	-Sense