

Product Female cable connector  
Area M9 connectors IP 67

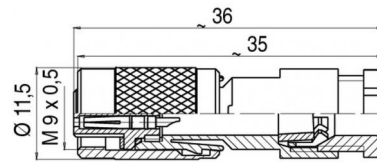
serie 712

Pole 7  
Article number 99 0422 00 07

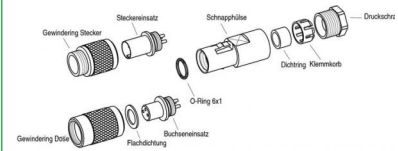
illustration



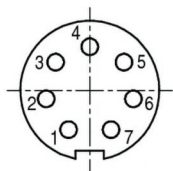
scale drawing



Item description



Contact Arrangement



	X	Y
1	-0,90	-1,65
2	-1,85	-0,35
3	-1,45	1,20
4	0,00	1,85
5	1,45	1,20
6	1,85	-0,35
7	0,90	-1,65

Installation instructions / Mounting cutout



Technical data

Common values

Connector Design	Female cable connector
Connector locking system	Screw-locking
Termination	solder
Wire gauge (mm)	0,14 mm <sup>2</sup>
Wire gauge (AWG)	26
Max. Cable outlet	3,5 - 5 mm
Upper temperature	+85 °C
Lower temperature	-40 °C

Electrical values

Rated voltage	125 V
Rated impulse voltage	1500 V
Pollution degree	I
Overvoltage category	II
Material group	III
Rated current (40°C)	1 A
Volume resistivity	≤ 3 mΩ
EMV compliance	not shieldable
Degree of protection	IP 67
Mechanical operation	>500 mating cycles

Material

Material of contact	CuSn (bronze)
Contact plating	Au (gold)
Material of contact body	PA (UL 94 V-0)
Material of housing	PA (UL 94 V-0)

Cable data

material housing	-
insulation single lead	-
single lead structure	-
conductor resistance	-

Contacts 7, Female cable connector