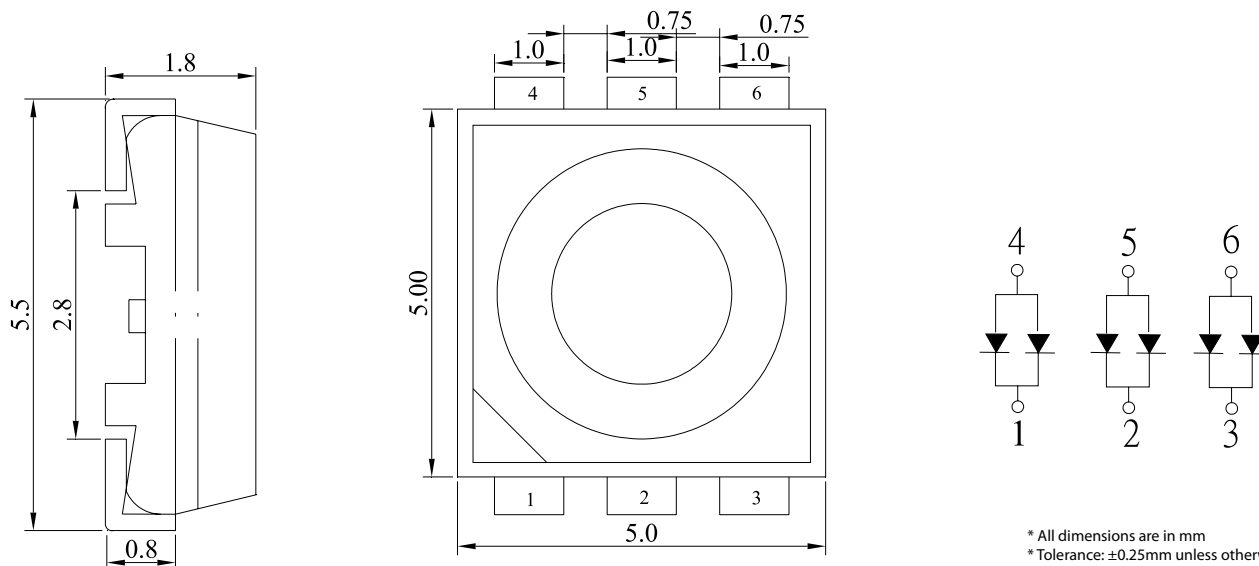


5.0 x 5.0mm SMD Type



Package Dimensions:



* All dimensions are in mm
* Tolerance: ± 0.25 mm unless otherwise noted.

Ant Part No.	LED Chip		Lens Colour
	Material	Emitting Colour	
703-1043	AlGaInP / Sapphire	White	Yellow Diffused

Absolute Maximum Ratings at Ta=25°C:

Parameter	Symbol	Rating	Unit
Power Dissipation*	P _D	120	mW
Reverse Voltage*	V _R	5	V
D.C. Forward Current*	I _f	30	mA
Peak Current (1/10 Duty Cycle, 0.1ms Pulse Width)*	I _f (Peak)	100	mA
Operating Temperature Range	T _{opr.}	-40 to +100	°C
Storage Temperature Range	T _{stg.}	-40 to +100	°C
Soldering Temperature	T _{slid.}	Dip Soldering: 260°C for 10sec. Hand Soldering: 350°C for 3sec.	
Electric Static Discharge Threshold (HBM)*	ESD	6000	V

* The values are based on 1 die performance.

Important Notice: This data sheet and its contents (the "Information") belong to the members of the Premier Farnell group of companies (the "Group") or are licensed to it. No licence is granted for the use of it other than for information purposes in connection with the products to which it relates. No licence of any intellectual property rights is granted. The Information is subject to change without notice and replaces all data sheets previously supplied. The Information supplied is believed to be accurate but the Group assumes no responsibility for its accuracy or completeness, any error in or omission from it or for any use made of it. Users of this data sheet should check for themselves the Information and the suitability of the products for their purpose and not make any assumptions based on information included or omitted. Liability for loss or damage resulting from any reliance on the Information or use of it (including liability resulting from negligence or where the Group was aware of the possibility of such loss or damage arising) is excluded. This will not operate to limit or restrict the Group's liability for death or personal injury resulting from its negligence. Multicomp is the registered trademark of the Group. © Premier Farnell plc 2011.

5.0 x 5.0mm SMD Type



Electrical & Optical Characteristics:

Parameter	Symbol	Condition	Value			Unit	
			Min.	Typ.	Max.		
Luminous Intensity* ²	I _v	IF = 20 mA* ¹	6000	7500	-	mcd	
Luminous Flux* ²	Φ _v	IF = 20 mA* ¹	-	15	-	mlm	
Forward Voltage* ²	V _f	IF = 20 mA* ¹	-	3.2	4.0	V	
Correlated Colour Temperature* ²	WE	CCT	IF = 20 mA* ¹	6000	-	6250	K
	WF			6250	-	6500	
	WG			6500	-	6750	
	WH			6750	-	7000	
Colour Rendering Index (RA)	CRI	IF = 20 mA	-	95	-	Ra	
Reverse Current* ¹	I _R	V _r = 5V* ¹	-	-	50	μA	
View Angle* ²	2θ _{1/2}	IF = 20 mA* ¹	-	120	-	deg	

- Notes:** 1. The data is tested by an IS tester.
 2. Customer's special requirements are also welcome.
 3. *¹ for each die.
 4. *² when all LED dies are operated simultaneously.

Important Notice: This data sheet and its contents (the "Information") belong to the members of the Premier Farnell group of companies (the "Group") or are licensed to it. No licence is granted for the use of it other than for information purposes in connection with the products to which it relates. No licence of any intellectual property rights is granted. The Information is subject to change without notice and replaces all data sheets previously supplied. The Information supplied is believed to be accurate but the Group assumes no responsibility for its accuracy or completeness, any error in or omission from it or for any use made of it. Users of this data sheet should check for themselves the Information and the suitability of the products for their purpose and not make any assumptions based on information included or omitted. Liability for loss or damage resulting from any reliance on the Information or use of it (including liability resulting from negligence or where the Group was aware of the possibility of such loss or damage arising) is excluded. This will not operate to limit or restrict the Group's liability for death or personal injury resulting from its negligence. Multicomp is the registered trademark of the Group. © Premier Farnell plc 2011.





Typical Electrical / Optical Characteristic Curves:

(25°C Ambient Temperature unless otherwise noted)

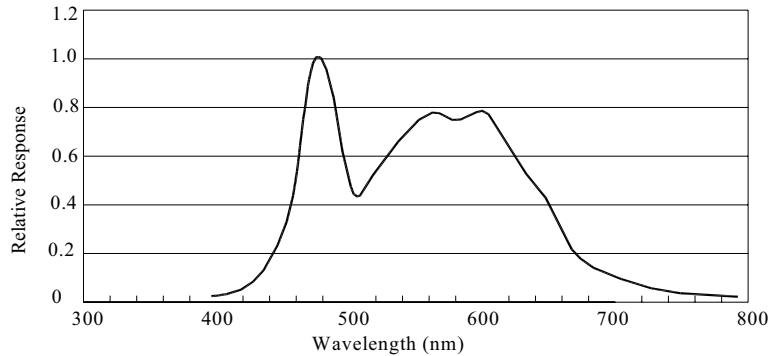
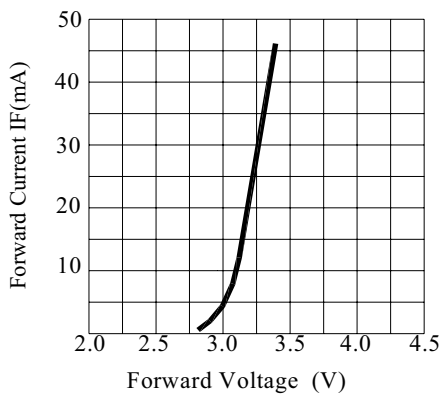
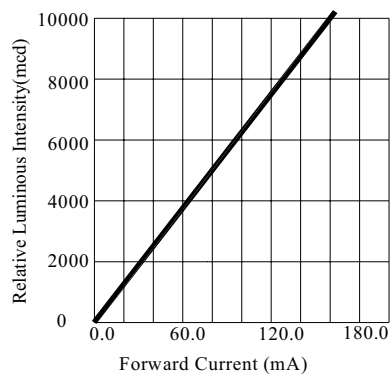


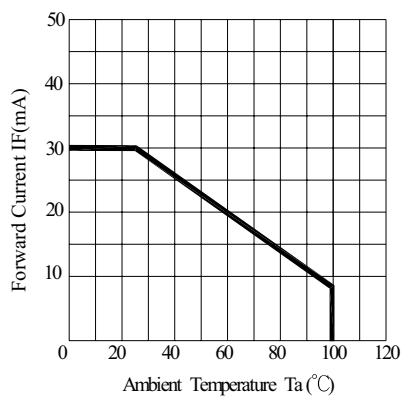
Fig.1 WHITE LED Spectrum VS. WAVELENGTH



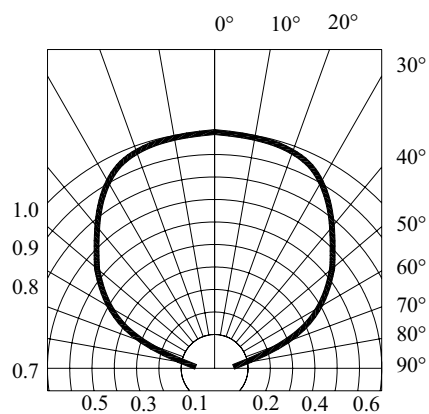
Forward Current VS. Applied Voltage



Forward Current VS. Luminous Intensity



Ambient Temperature VS. Forward Current



Radiation Diagram

Important Notice: This data sheet and its contents (the "Information") belong to the members of the Premier Farnell group of companies (the "Group") or are licensed to it. No licence is granted for the use of it other than for information purposes in connection with the products to which it relates. No licence of any intellectual property rights is granted. The Information is subject to change without notice and replaces all data sheets previously supplied. The Information supplied is believed to be accurate but the Group assumes no responsibility for its accuracy or completeness, any error in or omission from it or for any use made of it. Users of this data sheet should check for themselves the Information and the suitability of the products for their purpose and not make any assumptions based on information included or omitted. Liability for loss or damage resulting from any reliance on the Information or use of it (including liability resulting from negligence or where the Group was aware of the possibility of such loss or damage arising) is excluded. This will not operate to limit or restrict the Group's liability for death or personal injury resulting from its negligence. Multicomp is the registered trademark of the Group. © Premier Farnell plc 2011.

5.0 x 5.0mm SMD Type



Storage:

Recommended storage environment:

- Temperature: 5°C ~ 30°C (41°F ~ 86°F)
- Humidity: 60% RH Max.
- Moisture measures: Please refer to Moisture-sensitive label on reels package bags. If unused LEDs remain, they should be stored in moisture proof packages, such as a sealed container with packages of moisture absorbant material (silica gel). It is also recommended to return the LEDs to the original moisture proof bag and to reseal it again (fold the open bag firmly shut and keep in a dry environment).

Soldering:

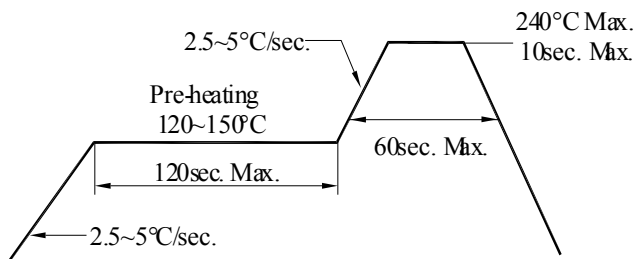
Reflow Soldering			Hand Soldering	
	Lead Solder	Lead-free Solder		
Pre-heat	120 ~ 150°C	180 ~ 200°C	Temperature	350°C Max.
Pre-heat Time	120sec. Max.	120sec. Max.	Soldering Time	3sec. Max. (one time only)
Peak Temperature	240°C Max.	260°C Max.		
Soldering Time	10sec. max.	10sec. Max.		
Condition	Refer to Temperature-profile 1	Refer to Temperature-profile 2		

* After reflow soldering rapid cooling should be avoided.

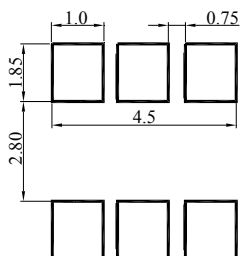
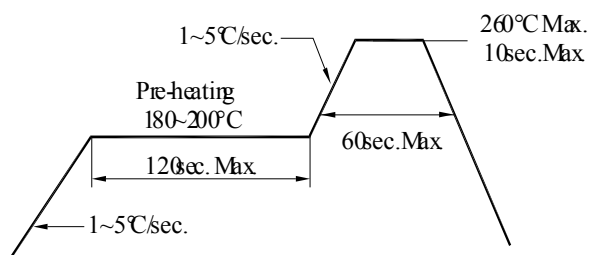
Temperature-profile (Surface of circuit board):

Use the following conditions shown in the figure.

<1 : Lead Solder>



<2 : Lead-free Solder>



(Unit:mm)

Important Notice: This data sheet and its contents (the "Information") belong to the members of the Premier Farnell group of companies (the "Group") or are licensed to it. No licence is granted for the use of it other than for information purposes in connection with the products to which it relates. No licence of any intellectual property rights is granted. The Information is subject to change without notice and replaces all data sheets previously supplied. The Information supplied is believed to be accurate but the Group assumes no responsibility for its accuracy or completeness, any error in or omission from it or for any use made of it. Users of this data sheet should check for themselves the Information and the suitability of the products for their purpose and not make any assumptions based on information included or omitted. Liability for loss or damage resulting from any reliance on the Information or use of it (including liability resulting from negligence or where the Group was aware of the possibility of such loss or damage arising) is excluded. This will not operate to limit or restrict the Group's liability for death or personal injury resulting from its negligence. Multicomp is the registered trademark of the Group. © Premier Farnell plc 2011.

www.element14.com

www.farnell.com

www.newark.com

