

Quick selector reference guide

Pow-R-Stock panelboards,
safety switches, and
transformers



EATON

Powering Business Worldwide

Table of contents



Pow-R-Stock panelboards

Questions to ask	5
Catalog numbering	6
Interiors, EZ boxes, and EZ trims	7
Branch and main circuit breakers	8



Safety switches

Questions to ask	11
Catalog numbering	12
General-duty safety switches	13
Heavy-duty safety switches	14



Transformers

Questions to ask	15
Catalog numbering	16
General-purpose transformers	17
Sizing tables	19

Questions to ask

Step

1

Select an Interior

Q

What is your voltage?

A

- Single-phase is 3-wire 120/240V
- Three-phase is 4-wire 208Y/120V, 3-wire 240 Vac or 4-wire 480Y/277 Vac

Q

What is your busbar rating?

A

- 100A (aluminum or copper)
- 225A (aluminum or copper)
- 400A (aluminum or copper)

Q

What is the number of branch circuits/poles?

A

- 18
- 30
- 42

Step

2

Enclosure Type

Q

Do you need NEMA® Type 1 (indoor) or Type 3R (outdoor)?

A

- If NEMA Type 1, go to trim
- If NEMA Type 3R, skip trim and go to main device

Step

3

Trim Type

Q

What is the trim type?

A

- Surface
- Flush mount

Step

4

Q

What is your cable entry?

A

- Top
- Bottom

Step

5

Main Device

Q

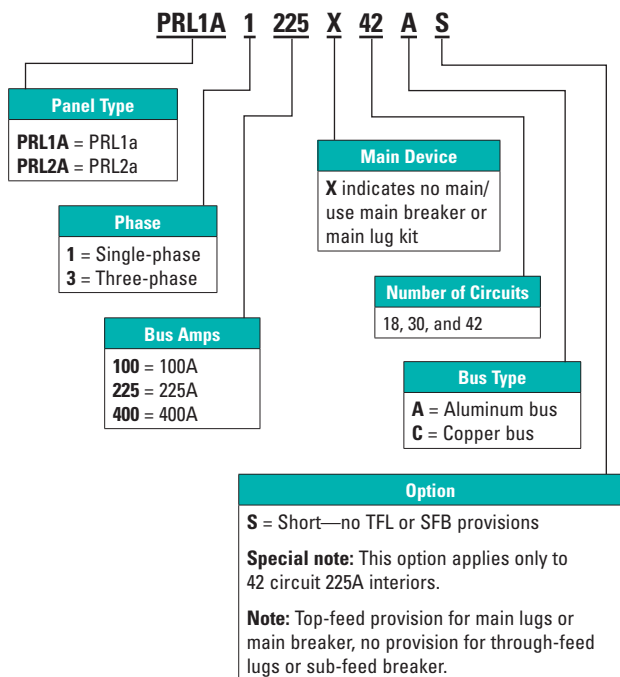
Main lug or main circuit breaker (MCB)?

A

- Select main breaker amperage from options available

Pow-R-Stock panelboards (unassembled)

Catalog numbering system—Pow-R-Stock panelboard interiors



NEMA 1 Pow-R-Stock Panelboard Boxes

EZB 20 36 R BS

EZB are available boxes used for all Type 1 PRL1a, PRL2a, and PRL3a panels
Width in inches = 20 Height in inches = 36, 48, 60, or 72

R = Right-hand flange

NEMA 1 Pow-R-Stock Panelboard Trims

EZT 20 36 S

EZT are available laser cut trims used on all PRL1a, PRL2a, and PRL3a panels
Width in inches = 20 Height in inches = 36, 48, 60, or 72

Mounting

S = Surface
F = Flush

Main Breaker Kits

BK ED 100 T

Breaker kit
 Breaker frame
 ED or FD or KD
 Trip rating 100, 125 150, 175, 200, 225, 250, 300, 350, 400

Mounting

T = Top
B = Bottom

Pow-R-Stock panelboards—EZ™ Boxes and EZ Trims

Single-Phase, 3-Wire 120/240 Vac

		Catalog Number	
		Interiors (Less Main Device)	
Ampere Rating	Max. No. of Poles	Aluminum Bus	Copper Bus
100	18	PRL1A1100X18A	PRL1A1100X18C
100	30	PRL1A1100X30A	PRL1A1100X30C
225	30	PRL1A1225X30A	PRL1A1225X30C
225	42	PRL1A1225X42AS ❶	PRL1A1225X42CS ❶
225	42	PRL1A1225X42A	PRL1A1225X42C
400	42	PRL1A1400X42A	PRL1A1400X42C

Three-Phase, 4-Wire 208Y/120 Vac or Three-Phase, 3-Wire 240 Vac

		Catalog Number	
		Interiors (Less Main Device)	
Ampere Rating	Max. No. of Poles	Aluminum Bus	Copper Bus
100	18	PRL1A3100X18A	PRL1A3100X18C
100	30	PRL1A3100X30A	PRL1A3100X30C
225	30	PRL1A3225X30A	PRL1A3225X30C
225	42	PRL1A3225X42AS ❶	PRL1A3225X42CS ❶
225	42	PRL1A3225X42A	PRL1A3225X42C
400	42	PRL1A3400X42A	PRL1A3400X42C

Three-Phase, 4-Wire 480Y/277 Vac

		Catalog Number	
		Interiors (Less Main Device)	
Ampere Rating	Max. No. of Poles	Aluminum Bus	Copper Bus
100	18	PRL2A3100X18A	PRL2A3100X18C
100	30	PRL2A3100X30A	PRL2A3100X30C
225	30	PRL2A3225X30A	PRL2A3225X30C
225	42	PRL2A3225X42AS ❶	PRL2A3225X42CS ❶
225	42	PRL2A3225X42A	PRL2A3225X42C
400	42	PRL2A3400X42A	PRL2A3400X42C

Single-Phase, 3-Wire 120/240 Vac; Three-Phase, 4-Wire 208Y/120 Vac or Three-Phase, 3-Wire 240 Vac; Three-Phase, 4-Wire 480Y/277 Vac Boxes and Trims

Boxes	Trims (NEMA 1)		
NEMA 1	Surface	Flush	NEMA 3R Enclosures
EZB2036R	EZT2036S	EZT2036F	GWPBQ2036PR
EZB2048R	EZT2048S	EZT2048F	GWPBQ2048PR
EZB2048R	EZT2048S	EZT2048F	GWPBQ2048PR
EZB2048R	EZT2048S	EZT2048F	GWPBQ2048PR
EZB2060R	EZT2060S	EZT2060F	GWPBQ2060PR
EZB2072R	EZT2072S	EZT2072F	GWPBQ2072PR

❶ S = Short—no TFL or SFB provisions.

Note 1: The colors shown in the tables correspond to the color coding on the trim, interior, and box product packaging labels. Be sure all three parts match when delivering to your customer.

Note 2: Distributors can purchase boxes in quantities via the Distributor toolbox.

Branch circuit breakers

Summary of Branch Breakers Available

Breaker Frame	No. of Poles	Ampere Rating	Voltage	kAIC Rating	Example	Panel Type
BAB	1	15–60	120 Vac	10	BAB1020	PRL1a
	2	15–100	120/240 Vac	10	BAB2020	PRL1a
BAB H	2	15–100	240 Vac	10	BAB2040H	PRL1a
	3	15–100	240 Vac	10	BAB3030H	PRL1a
QBGF	1	15–30	120 Vac	10	QBGF1020	PRL1a
	2	15–40	120/240 Vac	10	QBGF2040	PRL1a
QBHW	1	15–60	120 Vac	22	QBHW1020	PRL1a
	2	15–100	120/240 Vac	22	QBHW2020	PRL1a
	2	15–100	240 Vac	22	QBHW2040H	PRL1a
	3	15–100	240 Vac	22	QBHW3030H	PRL1a
GHQ	1	15–20	277 Vac	14	GHQ1020	PRL2a
GHB	1	15–100	277 Vac	14	GHB1020	PRL2a
	2	15–100	480Y/277 Vac	14	GHB2040	PRL2a
	3	15–100	480Y/277 Vac	14	GHB3060	PRL2a

Main circuit breaker kits

Kits—Main Circuit Breaker (Includes Circuit Breaker and Terminals)

Max. Volt.	Ampere Rating	Service	Catalog Number	Breaker Frame	Mounting Location	Wire Range Al/Cu (in kcmil)
240 Vac	100	Single- or three-phase	BKED100T	ED	Top	(1) #14–1/0
	125	Single- or three-phase	BKED125T	ED	Top	(1) #4–4/0
	150	Single- or three-phase	BKED150T	ED	Top	(1) #4–4/0
	175	Single- or three-phase	BKED175T	ED	Top	(1) #4–4/0 ①
	200	Single- or three-phase	BKED200T	ED	Top	(1) #4–4/0 ①
	225	Single- or three-phase	BKED225T	ED	Top	(1) #4–4/0 ①
240 Vac	100	Single- or three-phase	BKED100B	ED	Bottom	(1) #14–1/0
	125	Single- or three-phase	BKED125B	ED	Bottom	(1) #4–4/0
	150	Single- or three-phase	BKED150B	ED	Bottom	1) #4–4/0
	175	Single- or three-phase	BKED175B	ED	Bottom	(1) #4–4/0 ①
	200	Single- or three-phase	BKED200B	ED	Bottom	(1) #4–4/0 ①
	225	Single- or three-phase	BKED225B	ED	Bottom	(1) #4–4/0 ①

① Order optional lug kit catalog no. 3TA225FDK for 175–225A ED- and FD-Frame three-pole circuit breakers to provide terminations for (1) #6–300 kcmil.

Main circuit breaker kits

Kits—Main Circuit Breaker (Includes Circuit Breaker and Terminals)

Max. Volt.	Ampere Rating	Service	Catalog Number	Breaker Frame	Mounting Location	Wire Range Al/Cu (in kcmil)
480 Vac	100	Single- or three-phase	BKFD100T	FD	Top	(1) #14–1/0
	125	Single- or three-phase	BKFD125T	FD	Top	(1) #4–4/0
	150	Single- or three-phase	BKFD150T	FD	Top	(1) #4–4/0
	175	Single- or three-phase	BKFD175T	FD	Top	(1) #4–4/0 ❶
	200	Single- or three-phase	BKFD200T	FD	Top	(1) #4–4/0 ❶
	225	Single- or three-phase	BKFD225T	FD	Top	(1) #4–4/0 ❶
480 Vac	100	Single- or three-phase	BKFD100B	FD	Bottom	(1) #14–1/0
	125	Single- or three-phase	BKFD125B	FD	Bottom	(1) #4–4/0
	150	Single- or three-phase	BKFD150B	FD	Bottom	(1) #4–4/0
	175	Single- or three-phase	BKFD175B	FD	Bottom	(1) #4–4/0 ❶
	200	Single- or three-phase	BKFD200B	FD	Bottom	(1) #4–4/0 ❶
	225	Single- or three-phase	BKFD225B	FD	Bottom	(1) #4–4/0 ❶
480 Vac	250	Single- or three-phase	BKKD250T	KD	Top	(1) 250–500
	300	Single- or three-phase	BKKD300T	KD	Top	(1) 250–500
	350	Single- or three-phase	BKKD350T	KD	Top	(1) 250–500
	400	Single- or three-phase	BKKD400T	KD	Top	(2) 3/0–250 or (1) 3/0–500
480 Vac	250	Single- or three-phase	BKKD250B	KD	Bottom	(1) 250–500
	300	Single- or three-phase	BKKD300B	KD	Bottom	(1) 250–500
	350	Single- or three-phase	BKKD350B	KD	Bottom	(1) 250–500
	400	Single- or three-phase	BKKD400B	KD	Bottom	(2) 3/0–250 or (1) 3/0–500

❶ Order optional lug kit catalog no. 3TA225FDK for 175–225A ED- and FD-Frame three-pole circuit breakers to provide terminations for (1) #6–300 kcmil.

Note: KD kits are to be used on 400A panels only.

Lug kits and accessories

Kits—Main Lugs or Through-Feed Lugs

Ampere Rating	Service	Catalog Number	Wire Range Al/Cu
100	Single- or three-phase	LUGKIT100	(1) #14–1/0
225	Single- or three-phase	LUGKIT225	(1) #6–300 Kcmil
400	Single- or three-phase	LUGKIT400	(2) #2–500 Kcmil

Kits—Service Entrance

Ampere Rating	Service	Catalog Number	Panel Type
100/225	Single- or three-phase	SEK1/2	PRL1a or PRL2a
400	Single- or three-phase	SEK4/6	PRL1a or PRL2a

Kits—Insulated/Isolated Ground (Carton Qty. of 5)

Ampere Rating	Service	Catalog Number	Panel Type
100/225/400	Single- or three-phase	ISOGROUND	PRL1a or PRL2a

Kits—200% Neutral

Ampere Rating	Service	Catalog Number	Panel Type
100	Single- or three-phase	2NK100	PRL1a or PRL2a
225	Single- or three-phase	2NK225	PRL1a or PRL2a

Questions to ask

Step 1

1

Q Which type of switch do you need?

- A
- Heavy-duty (DH)
 - General-duty (DG)
 - Double-throw (DT)

Step 2

2

Q What current (amp) rating do you need?

- A
- 30, 60, 100, 200, 400, 600, 800, 1200

Step 3

3

Q Should it be fused, non-fused, or fusible with neutral?

- A
- F = Fusible without neutral
 - U = Non-fusible
 - N = Fusible with neutral

Step 4

4

Q How many poles?

- A
- 1, 2, 3, 4, 6

Step 5

5

Q What voltage do you need?

- A
- 120 Vac
 - 240 Vac
 - 600 Vac

Step 6

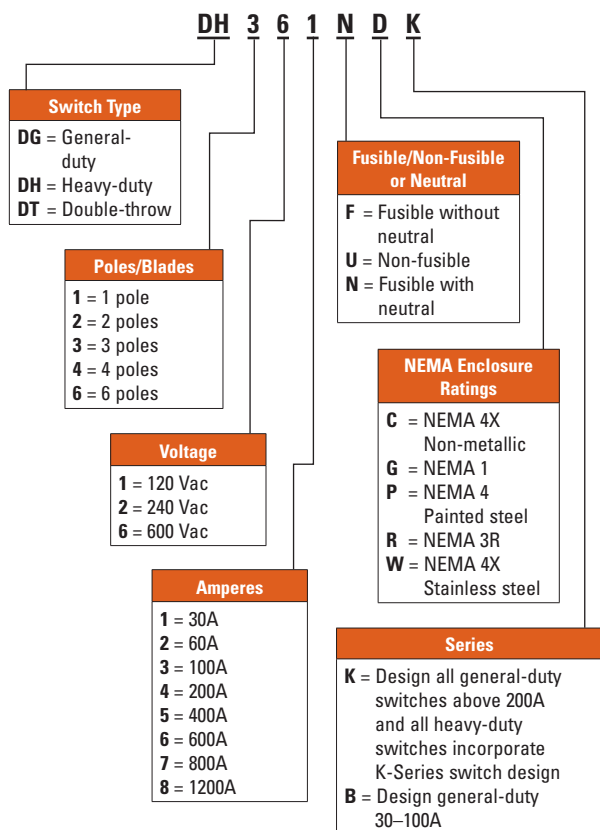
6

Q What type of enclosure do you need?

- A
- NEMA 1
 - NEMA 3R
 - NEMA 12
 - NEMA 4 painted steel
 - NEMA 4X stainless steel
 - NEMA 4X non-metallic

Safety switches/ disconnects

Catalog numbering system—safety switches



General-duty safety switches (disconnects)

Three-Pole—240 Vac (Suitable for Service Entrance Use with a Neutral or Ground Lug Kit)

Catalog Number	Current Rating (A)	Type	Enclosure Type	Max. HP Ratings	Max. HP Ratings
				Single-Phase	Three-Phase
				240 Vac	240 Vac
DG321NGB	30	Fusible with neutral	NEMA 1	1.5–3	3–7.5
DG321UGB	30	Non-fusible	NEMA 1	3	7.5
DG321NRB	30	Fusible with neutral	NEMA 3R	1.5–3	3–7.5
DG321URB	30	Non-fusible	NEMA 3R	3	7.5
DG322NGB	60	Fusible with neutral	NEMA 1	3–10	7.5–15
DG322UGB	60	Non-fusible	NEMA 1	10	15
DG322NRB	60	Fusible with neutral	NEMA 3R	3–10	7.5–15
DG322URB	60	Non-fusible	NEMA 3R	10	15
DG323NGB	100	Fusible with neutral	NEMA 1	7.5–15	15–30
DG323UGB	100	Non-fusible	NEMA 1	15	30
DG323NRB	100	Fusible with neutral	NEMA 3R	7.5–15	15–30
DG323URB	100	Non-fusible	NEMA 3R	15	30

Neutral and Ground Lug Kits

Catalog Number	Description
DG030NB	Neutral kit for 30A switches
DG100NB	Neutral kit for 60–100A switches
DG030GB	Ground lug kit for 30–100A switches

Heavy-duty safety switches (disconnects)

Three-Pole—480–600 Vac (Suitable for Service Entrance Use with a Neutral or Ground Lug Kit Below)

Catalog Number	Current Rating (A)	Type	Enclosure Type	Max. HP Ratings		Max. HP Ratings	
				Single-Phase		Three-Phase	
				480V	600V	480V	600V
DH361FGK	30	Fusible	NEMA 1	7.5	15	10	20
DH361UGK	30	Non-fusible	NEMA 1	7.5	15	10	20
DH361FRK	30	Fusible	NEMA 3R	7.5	15	10	20
DH361URK	30	Non-fusible	NEMA 3R	7.5	15	10	20
DH362FGK	60	Fusible	NEMA 1	20	30	25	50
DH362UGK	60	Non-fusible	NEMA 1	20	30	25	50
DH362FRK	60	Fusible	NEMA 3R	20	30	25	50
DH362URK	60	Non-fusible	NEMA 3R	20	30	25	50
DH363FGK	100	Fusible	NEMA 1	30	60	40	75
DH363UGK	100	Non-fusible	NEMA 1	30	60	40	75
DH363FRK	100	Fusible	NEMA 3R	30	60	40	75
DH363URK	100	Non-fusible	NEMA 3R	30	60	40	75
DH364FGK	200	Fusible	NEMA 1	50	125	50	150
DH364UGK	200	Non-fusible	NEMA 1	50	125	50	150
DH364FRK	200	Fusible	NEMA 3R	50	125	50	150
DH364URK	200	Non-fusible	NEMA 3R	50	125	50	150

Neutral and Ground Lug Kits

Catalog Number	Description
DH030NK	Neutral kit for 30–60A switches
DH100NK	Neutral kit for 100A switches
DG200NK	Neutral kit for 200A switches
DS100GK	Ground lug kit for 30–100A switches
DS200GK	Ground lug kit for 200A switches

Questions to ask

Transformers

Step

1

Q How many phases?

A — Single-phase
— Three-phase

Step

2

Q What type of enclosure is required?

A — Ventilated
— Encapsulated

Step

3

Q What is the primary voltage? (input voltage)

A — Single-phase is 240V x 480V
— Three-phase is 480V Delta (three-phase, 3-wire)

Step

4

Q What is the secondary voltage? (output voltage)

A — Single-phase
— 120/240

— Three-phase
— 208Y/120 (three-phase, 4-wire) or 240V Delta

Step

5

Q What kVA transformer is required?

A — If single-phase encapsulated, kVAs are:
0.05, 0.075, 0.1, 0.15, 0.25, 0.5, 0.75, 1,
1.5, 2, 3, 5, 7.5, 10, 15, 25, 37.5
— If single-phase ventilated, kVAs are:
15, 25, 37.5, 50, 75, 100
— If three-phase encapsulated, kVAs are:
3, 6, 9, 15, 30, 45, 75
— If three-phase ventilated, kVAs are:
15, 30, 45, 75, 112.5, 150, 225, 300, 500

Step

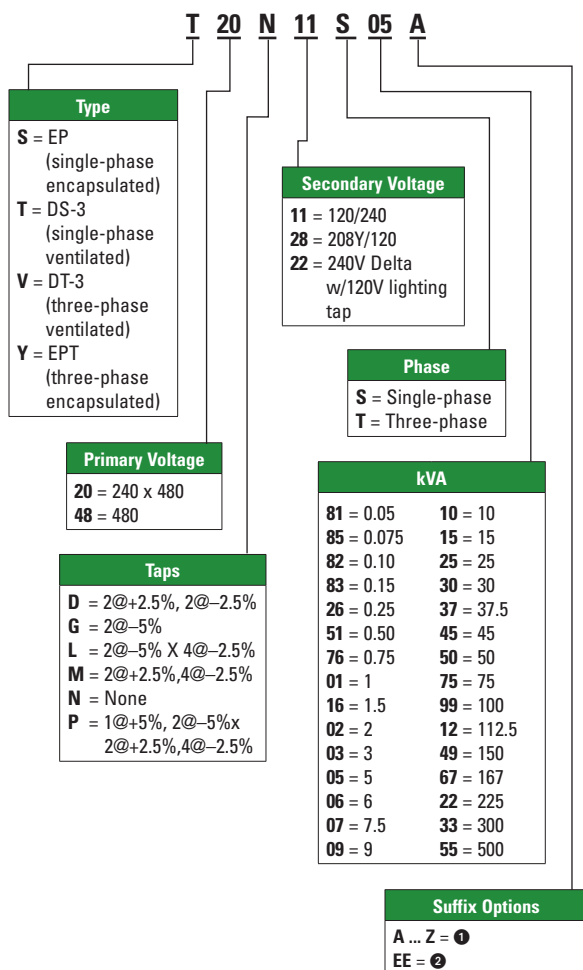
6

Q If a ventilated transformer was selected

A — Field kits: Lug kits or weathershields
— Select from selection tables

Transformers

Catalog numbering system—transformers



① Model number for encapsulated transformers.

② NEMA TP-1 transformers. Valid only with ventilated transformers.

General-purpose transformers

Three-Phase Ventilated, 480 Delta—208Y/120, 150°C Rise, Aluminum Windings, TP-1

kVA	Style Number	Outline #	Wiring Diagram	Weathershield	Typical Lug Kit
15	V48M28T15EE ①	912B	280B	WS38	LKS1
30	V48M28T30EE ①	912B	280B	WS38	LKS1
45	V48M28T45EE ①	912B	280B	WS38	LKS1
75	V48M28T75EE ①	914D	280B	WS39	LKS2
112.5	V48M28T12EE	916A	280B	WS19	LKS2
150	V48M28T49EE	916A	280B	WS19	LKS3
225	V48M28T22EE	917	280B	WS34	LKS3
300	V48M28T33EE	918A	275A	WS34	LKS3
500	V48M28T55EE	919	275A	WS35	LKS4

Three-Phase Ventilated, 480 Delta—240 Delta/120 Lighting Tap, 150°C Rise, Aluminum Windings, TP-1

kVA	Style Number	Outline #	Wiring Diagram	Weathershield	Typical Lug Kit
15	V48M22T15EE ①	912B	282B	WS38	LKS1
30	V48M22T30EE ①	912B	282B	WS38	LKS1
45	V48M22T45EE ①	912B	282B	WS38	LKS1
75	V48M22T75EE ①	914D	282B	WS39	LKS2
112.5	V48M22T12EE	916A	282B	WS19	LKS2
150	V48M22T49EE	916A	282B	WS19	LKS3
225	V48M22T22EE	917	282B	WS34	LKS3
300	V48M22T33EE	923	282B	WS37	LKS3
500	V48M22T55EE	919	291A	WS35	LKS4

① Suitable for use with wall-mounted bracket WMB01.

General-purpose transformers

Single-Phase Encapsulated 240x480—120/240, 115°C Rise

kVA	Style Number	Outline #	Wiring Diagram
0.05	S20N11S81N	52	3A
0.075	S20N11S85N	53	3A
0.1	S20N11S82N	54	3A
0.15	S20N11S83N	55	3A
0.25	S20N11S26N	56	3A
0.5	S20N11S51N	57	3A
0.75	S20N11S76N	58A	3A
1	S20N11S01N	59A	3A
1.5	S20N11S16N	67	3A
2	S20N11S02N	68	3A
3	S20N11S03N	176	3A
5	S20N11S05N	177	3A
7.5	S20N11S07N	178	3A
10	S20N11S10N	179	3A
15	S20N11S15N	180	3A
25	S20L11S25N	182	23A
37.5	S20L11S37	300A	248A

Single-Phase Ventilated, 240x480—120/240, 150°C Rise, Aluminum Windings, TP-1

kVA	Style Number	Outline #	Wiring Diagram	Weathershield	Typical Lug Kit
15	T20P11S15EE ①	816	3XA	WS11	LKS1
25	T20P11S25EE ①	818	3XA	WS11	LKS1
37.5	T20P11S37EE ①	818	3XA	WS11	LKS1
50	T20P11S50EE	819	3XA	WS16	LKS2
75	T20P11S75EE	820	3XA	WS16	LKS2
100	T20P11S99EE	821	3XA	WS13	LKS3

Three-Phase Encapsulated, 480—208Y/120, 115°C Rise

kVA	Style Number	Outline #	Wiring Diagram
3	Y48G28T03N	201	70A
6	Y48G28T06N	200	70A
9	Y48G28T09N	103	70A
15	Y48D28T15N	95	72B
30	Y48M28T30N	243	84A
45	Y48M28T45N	244	84A
75	Y48M28T75N	245	84A

① Suitable for use with wall-mounted bracket WMB01.

General-purpose transformers sizing tables

Three-Phase Transformer Sizing Table

kVA	Rated Line-Line Voltage						
	208	240	480	600	2400	4160	4800
3	8.3	7.2	3.6	2.9	0.7	0.4	0.4
6	16.7	14.4	7.2	5.8	1.4	0.8	0.7
9	25.0	21.7	10.8	8.7	2.2	1.2	1.1
15	41.6	36.1	18.0	14.4	3.6	2.1	1.8
30	83.3	72.2	36.1	28.9	7.2	4.2	3.6
45	124.9	108.3	54.1	43.3	10.8	6.2	5.4
75	208.2	180.4	90.2	72.2	18.0	10.4	9.0
112.5	312.3	270.6	135.3	108.3	27.1	15.6	13.5
150	416.4	360.9	180.4	144.3	36.1	20.8	18.0
225	624.6	541.3	270.6	216.5	54.1	31.2	27.1
300	832.7	721.7	360.9	288.7	72.2	41.6	36.1
500	1387.9	1202.8	601.4	481.1	120.3	69.4	60.1
750	2081.9	1804.3	902.1	721.7	180.4	104.1	90.2
1000	2775.8	2405.7	1202.8	962.3	240.6	138.8	120.3

Note: Line current = (kVA x 1000)/(line voltage x 1.732)

Single-Phase Transformer Sizing Table

kVA	Rated Line-Line Voltage								
	120	208	240	277	480	600	2400	4160	4800
0.5	4.2	2.4	2.1	1.8	1.0	0.8	0.2	0.1	0.1
1	8.3	4.8	4.2	3.6	2.1	1.7	0.4	0.2	0.2
1.5	12.5	7.2	6.3	5.4	3.1	2.5	0.6	0.4	0.3
2	16.7	9.6	8.3	7.2	4.2	3.3	0.8	0.5	0.4
3	25.0	14.4	12.5	10.8	6.3	5.0	1.3	0.7	0.6
5	41.7	24.0	20.8	18.1	10.4	8.3	2.1	1.2	1.0
7.5	62.5	36.1	31.3	27.1	15.6	12.5	3.1	1.8	1.6
10	83.3	48.1	41.7	36.1	20.8	16.7	4.2	2.4	2.1
15	125.0	72.1	62.5	54.2	31.3	25.0	6.3	3.6	3.1
25	208.3	120.2	104.2	90.3	52.1	41.7	10.4	6.0	5.2
37.5	312.5	180.3	156.3	135.4	78.1	62.5	15.6	9.0	7.8
50	416.7	240.4	208.3	180.5	104.2	83.3	20.8	12.0	10.4
75	625.0	360.6	312.5	270.8	156.3	125.0	31.3	18.0	15.6
100	833.3	480.8	416.7	361.0	208.3	166.7	41.7	24.0	20.8
167	1391.7	802.9	695.8	602.9	347.9	278.3	69.6	40.1	34.8
250	2083.3	1201.9	1041.7	902.5	520.8	416.7	104.2	60.1	52.1
333	2775.0	1601.0	1387.5	1202.2	693.8	555.0	138.8	80.0	69.4

Note: Line current = (kVA x 1000)/line voltage

Eaton's Electrical Sector is a global leader in power distribution, power quality, control & automation and monitoring products. When combined with Eaton's full-scale engineering services, these products provide customer-driven PowerChain Management® solutions to serve the power system needs of the data center, industrial, institutional, government, utility, commercial, residential, IT, mission critical and OEM markets worldwide.

PowerChain Management solutions help enterprises achieve sustainable and competitive advantages through proactive management of the power system as a strategic, integrated asset throughout its life cycle, resulting in enhanced safety, greater reliability and energy efficiency. For more information, visit www.eaton.com/electrical.

Eaton Corporation

Electrical Sector
1111 Superior Ave.
Cleveland, OH 44114
United States
877-ETN-CARE (877-386-2273)
Eaton.com

© 2009 Eaton Corporation
All Rights Reserved
Printed in USA
Publication No. CA08307001E / Z8130
August 2009



**PowerChain
Management®**

PowerChain Management is a registered trademark of Eaton Corporation.

All other trademarks are property of their respective owners.



Powering Business Worldwide