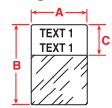




## Wire & Cable Markers – Self-Laminating

- Printer automatically “multiple repeats” your text in the white print area
- B-427 Vinyl Self-Laminating material, resistant to water, oil, solvents and abrasion
- UL recognized
- Temp range -94°F to 158°F (-70C to 70C)

Diagram ▸



Wire Gauge*	Max Wire Diameter	Diagram	Part Number	Qty. per Cartridge	Dimensions (in.)			Dimensions (mm)			Color
					A	B	C	A	B	C	
16-10 Gauge	.16" (4mm)	▶	XSL-11-427	500	0.500	0.750	0.375	12.70mm	19.05mm	9.53mm	BK on WT
16-10 Gauge	.16" (4mm)	▶	XSL-96-427	250	1.000	0.750	0.375	25.40mm	19.05mm	9.53mm	BK on WT
12-10 Gauge	.21" (5mm)	▶	XSL-17-427	500	0.500	1.000	0.375	12.70mm	25.40mm	9.53mm	BK on WT
12-10 Gauge	.21" (5mm)	▶	XSL-18-427	250	0.750	1.000	0.375	19.05mm	25.40mm	9.53mm	BK on WT
12-10 Gauge	.21" (5mm)	▶	XSL-19-427	250	1.000	1.000	0.375	25.40mm	25.40mm	9.53mm	BK on WT
10-4 Gauge	.27" (7mm)	▶	XSL-102-427	250	0.500	1.250	0.375	12.70mm	31.75mm	9.53mm	BK on WT
10-4 Gauge	.27" (7mm)	▶	XSL-103-427	250	1.000	1.250	0.500	25.40mm	31.75mm	12.70mm	BK on WT
10-4 Gauge	.27" (7mm)	▶	XSL-115-427	250	1.500	1.250	0.500	38.10mm	31.75mm	12.70mm	BK on WT
10-4 Gauge	.32" (8mm)	▶	XSL-29-427	450	0.500	1.500	0.500	12.70mm	38.10mm	12.70mm	BK on WT
10-4 Gauge	.32" (8mm)	▶	XSL-30-427	250	0.750	1.500	0.500	19.05mm	38.10mm	12.70mm	BK on WT
10-4 Gauge	.32" (8mm)	▶	XSL-31-427	250	1.000	1.500	0.500	25.40mm	38.10mm	12.70mm	BK on WT
10-4 Gauge	.32" (8mm)	▶	XSL-31-427-YL-BK	250	1.000	1.500	0.500	25.40mm	38.10mm	12.70mm	BK on YL
10-4 Gauge	.32" (8mm)	▶	XSL-32-427	227	1.500	1.500	0.500	38.10mm	38.10mm	12.70mm	BK on WT
3 Gauge-2/0	.53" (14mm)	▶	XSL-21-427-YL-BK	100	1.000	2.500	0.750	25.40mm	63.50mm	19.05mm	BK on YL
3 Gauge-2/0	.53" (14mm)	▶	XSL-21-427	100	1.000	2.500	0.750	25.40mm	63.50mm	19.05mm	BK on WT
3 Gauge-2/0	.53" (14mm)	▶	XSL-116-427	100	1.500	2.500	0.750	38.10mm	63.50mm	19.05mm	BK on WT
3/0-400 kcmil	.85" (22mm)	▶	XSL-23-427	85	1.000	4.000	1.000	25.40mm	101.60mm	25.40mm	BK on WT
3/0-400 kcmil	.85" (22mm)	▶	XSL-23-427-YL-BK	100	1.000	4.000	1.000	25.40mm	101.60mm	25.40mm	BK on YL
3/0-400 kcmil	.85" (22mm)	▶	XSL-33-427	85	1.500	4.000	1.000	38.10mm	101.60mm	25.40mm	BK on WT
500-900 kcmil	1.3" (33mm)	▶	XSL-34-427	50	1.500	6.000	1.500	38.10mm	152.40mm	38.10mm	BK on WT

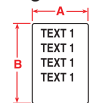
\*Approx based on AWG for THHN wire



## Wire & Cable Markers – Adhesive Wrap-Around

- Printer automatically “multiple repeats” your text for 360° legend
- B-498 Vinyl Cloth Material with special adhesive stays put, but marker can be removed and reapplied if necessary
- UL recognized
- Temp Range -40°F to 175°F (-40C to 70C)

Diagram ★



Wire Gauge*	Max Wire Diameter	Diagram	Part Number	Quantity per Cartridge	Dimensions (in.)		Dimensions (mm)		Color
					A	B	A	B	
22-16 Gauge	.11" (2.8mm)	★	X-7-498	300	0.500	0.500	12.70mm	12.70mm	BK on WT
16-10 Gauge	.16" (4mm)	★	X-11-498	275	0.500	0.750	12.70mm	19.05mm	BK on WT
12-10 Gauge	.21" (5mm)	★	X-163-498	225	0.500	1.000	12.70mm	25.40mm	BK on WT
10-4 Gauge	.32" (8mm)	★	X-162-498	165	0.500	1.500	12.70mm	38.10mm	BK on WT
12-10 Gauge	.21" (5mm)	★	X-19-498	200	1.000	1.000	25.40mm	25.40mm	BK on WT
12-10 Gauge	.21" (5mm)	★	X-18-498	225	0.750	1.000	19.05mm	25.40mm	BK on WT
10-4 Gauge	.27" (7mm)	★	X-103-498	200	1.000	1.250	25.40mm	31.75mm	BK on WT
10-4 Gauge	.32" (8mm)	★	X-31-498	165	1.000	1.500	25.40mm	38.10mm	BK on WT
3 Gauge - 2/0	.53" (14mm)	★	X-21-498	95	1.000	2.500	25.40mm	63.50mm	BK on WT
3/0 - 400Kcmil	.85" (22mm)	★	X-23-498	60	1.000	4.000	25.40mm	101.60mm	BK on WT

\*Approx based on AWG for THHN wire

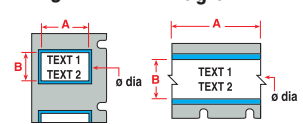


## Wire & Cable Markers – PermaSleeve® Sleeves

- B-342 Heat Shrink Material (3:1 shrink ratio)
- Self-extinguishing—meets material & physical properties of MIL-DTL-23053/5C Class 1, MIL-M-81531, MIL-STD-202F, method 215 and UL 224
- Temp Range -67°F to 275°F (-55C to 135C)

Diagram ●

Diagram ◻



Wire Gauge*	Wire Diameter Range	Diagram	Part Number	Quantity per Cartridge	Dimensions (in.)		Dimensions (mm)		Color
					A	B	A	B	
<b>1.015" MARKER LENGTH</b>									
22-16 Gauge	.046-.110" (1.22-2.8mm)	●	XPS-125-1	100	1.015	0.235	25.78mm	5.96mm	BK on WT
18-12 Gauge	.062-.150" (1.6-3.8mm)	●	XPS-187-1	100	1.015	0.335	25.78mm	8.50mm	BK on WT
16-10 Gauge	.094-.215" (2.4-5.5mm)	●	XPS-250-1	100	1.015	0.439	25.78mm	11.15mm	BK on WT
12-6 Gauge	.125-.320" (3.2-8.1mm)	●	XPS-375-1	100	1.015	0.645	25.78mm	16.38mm	BK on WT
<b>CONTINUOUS (CUT TO LENGTH)</b>									
22-16 Gauge	.046-.110" (1.22-2.8mm)	◻	XPS-125-CONT	1 roll (cont.)	8 ft.	0.235	2.45m	5.96mm	BK on WT
22-16 Gauge	.046-.110" (1.22-2.8mm)	◻	XPS-125-CONT-YL-BK	1 roll (cont.)	8 ft.	0.235	2.45m	5.96mm	BK on YL
18-12 Gauge	.062-.150" (1.6-3.8mm)	◻	XPS-187-CONT	1 roll (cont.)	8 ft.	0.335	2.45m	8.5mm	BK on WT
18-12 Gauge	.062-.150" (1.6-3.8mm)	◻	XPS-187-CONT-YL-BK	1 roll (cont.)	8 ft.	0.335	2.45m	8.5mm	BK on YL
16-10 Gauge	.094-.215" (2.4-5.5mm)	◻	XPS-250-CONT	1 roll (cont.)	8 ft.	0.439	2.45m	11.15mm	BK on WT
16-10 Gauge	.094-.215" (2.4-5.5mm)	◻	XPS-250-CONT-YL-BK	1 roll (cont.)	8 ft.	0.439	2.45m	11.15mm	BK on YL
12-6 Gauge	.125-.320" (3.2-8.1mm)	◻	XPS-375-CONT	1 roll (cont.)	8 ft.	0.645	2.45m	16.38mm	BK on WT

\*Approx based on AWG for THHN wire