

# Your benchmark for precision: Measuring technology from Bosch.



**Measuring** – PLR 25, PLR 50 and PMB 300 L.

**Levelling** – PCL 10, PCL 20, PLT 2 and PLL 5.

**Detecting** – PDO Multi and PDO 6.



**BOSCH**

Invented for life



**Robert Bosch Ltd**

PO Box 98  
Uxbridge  
Middlesex  
UB9 5HN

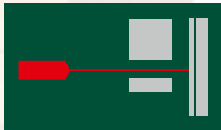


**BOSCH**  
Invented for life

[www.bosch-do-it.co.uk](http://www.bosch-do-it.co.uk)

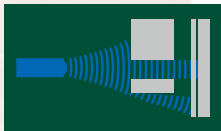
# As precise as can be: the Laser Rangefinders from Bosch.

The Laser Rangefinders PLR 25 and PLR 50 from Bosch are equipped with state-of-the-art laser technology. They provide measurements with ultimate precision and reliability because one thing is certain: nothing is more precise than measuring with a laser.



## Laser measurement with PLR 25 and 50

Precise measurement using a laser.  
Measuring accuracy of  $\pm 2$  mm  
(regardless of distance).



## By comparison: ultrasonic measurement

Tapered measurement using ultrasonic  
technology. Typical measuring accuracy  
of  $\pm 50$  mm over 10 m.



# Precise measurement of distances, areas and volumes.

Aim at the target, press the measurement button, and read the precise measurement result. That's how quick and easy it is to measure distances, areas or volumes with the Bosch Laser Rangefinders PLR 25 and PLR 50. A particularly handy feature is that you can measure from the front or back edge of the instruments. Using the laser point and targeting aid, you can accurately measure a distance of up to 25 m (PLR 25) or even up to 50 m (PLR 50) and the result will be instantly and reliably shown on the large display.



## PLR 25 and PLR 50 – the Laser Rangefinders from Bosch

- The exact **measurement point** is displayed at distances of up to 25 m (PLR 25) or 50 m (PLR 50) thanks to the laser point.
- The **large display** makes all measurement results easy to read.
- The option of measuring from the **front or back edge** makes it possible to also use the PLR 25 and the PLR 50 in hard-to-reach areas.
- The non-slip **softgrip** sits securely in your hand.
- The integrated **targeting aid** helps you to aim at the target over longer distances.
- Practical **function buttons** with self-explanatory symbols make the instrument easier to operate, for example when calculating areas and volumes.
- The **extremely compact** PLR 25 and PLR 50 fit into any pocket.



**New!**

### PLR 25

<b>Dimensions (H x W x D)</b>	100 x 55 x 25 mm
<b>Working range</b>	0.05 – 25 m
<b>Measuring accuracy</b>	± 2 mm
<b>Laser type</b>	635 nm, class 2
<b>Measurement reference</b>	Back edge Front edge
<b>Area, volume calculation</b>	Yes
<b>Addition, subtraction</b>	Yes
<b>Continuous measurement</b>	Yes
<b>Pythagoras function</b>	No
<b>Memory function</b>	Yes
<b>Batteries</b>	Included
<b>High-quality storage bag</b>	Included

**New!**



### PLR 50

104 x 58 x 36 mm

0.05 – 50 m

± 2 mm

635 nm, class 2

Back edge, front edge,  
measuring pin

Yes

Yes

Yes

Yes

Yes

Included

Included

## PLR 50 – longer range and Pythagoras function

- The PLR 50 has an **indirect measurement** function that uses the Pythagoras formula to perform height measurements when there are obstacles between the measurement point and the object, or there is no direct surface upon which to measure.
- To also perform precise measurements from hard-to-reach **angles and corners**, simply fold out the integrated measuring pin at the bottom of the instrument.
- **An integrated bubble vial** helps you to get the PLR 50 exactly level when measuring.



# Measuring and marking in no time: the digital Laser Tape Measure PMB 300 L.



Aligning, measuring, marking. Quickly, easily and without help.

Everything is integrated and conveniently packed into the Bosch PMB 300 L: tape measure, two bubble vials that form a laser spirit level when combined with the precision laser, and the marking function. Laser and digital display can be operated using one button. This makes the multifunctional combi instrument a practical assistant for measuring and levelling – especially when you are working alone.

## PMB 300 L – multifunctional technology

- The **digital display** shows all dimensions accurate to the millimetre.
- The **laser spirit level** makes precise levelling easier – both horizontally and vertically.
- Objects can be precisely aligned on the projected **laser line**.
- Measurement points are really easy to mark using the **marking unit**.



### PMB 300 L

<b>Dimensions (H x W x D)</b>	133 x 52 x 80 mm
<b>Laser type</b>	650 nm, class 2
<b>Measuring accuracy</b>	± 1 mm/m
<b>Tape measure length</b>	3 m
<b>Digital display</b>	Yes
<b>Batteries</b>	Included



**Right angles  
wherever you  
want: the  
Cross Line Laser  
Levels PCL 10  
and PCL 20.**





## Exactly straight lines that you can rely on.

Do you want to lay tiles but you are not sure whether you can do it with the necessary precision? Do you want to position a new light fixture exactly above the centre of a table without having to make complicated measurements? Have you been wanting to have a pretty picture gallery to look at when you go upstairs? Now you can!

With a Bosch Cross Line Laser Level you can position everything in a perfectly straight line, even in difficult situations. These clever laser instruments ensure accurate alignment because they have a self-levelling function. They provide perfect vertical and horizontal lines every time. There are also practical tripods available for the cross line laser levels, which provide absolute stability in any position.

## PCL 10/PCL 20 – the Cross Line Laser Levels from Bosch

- Both instruments always sit securely and comfortably in your hand thanks to their ergonomic **softgrip**.
- The **glass cover** on the laser ensures clear, bright laser lines and protects the laser against damage.
- The on/off switch has an integrated **transport lock** for secure fixing of the laser.
- Both instruments can be fitted to all conventional tripods thanks to their integrated **¼-inch tripod thread**.



LED display of the PCL 10

LED display of the PCL 20

- The **LED display** indicates when the cross line laser levels are ready for use: a red light means the laser is not levelled and cannot be used, whereas a green light means you can start measuring.



- The smooth side **contact surface of the PCL 10** makes it easier to place the instrument flat against measurement and work surfaces, e.g. walls.



### PCL 10

<b>Dimensions (H x W x D)</b>	108 x 66 x 92 mm
<b>Laser type</b>	Class 2, 635 nm
<b>Laser functions</b>	Cross line
<b>Working range</b>	Up to 10 m
<b>Measuring accuracy</b>	± 0.5 mm/m
<b>Self-levelling time</b>	approx. 4 sec
<b>Self-levelling range</b>	± 4°
<b>Weight</b>	500 g
<b>Batteries</b>	Included
<b>Tripod thread</b>	¼-inch thread
<b>Accessories</b>	incl. storage bag, optionally available with 1.1 m aluminium tripod



## PCL 20

123 x 67 x 110 mm

Class 2, 635 nm/650 nm (line, point)

Cross lines  
1 horizontal + 1 vertical line  
+ angle + plumb

Up to 10 m

± 0.5 mm/m

approx. 4 sec

± 4°

600 g

Included

¼-inch thread

incl. storage bag and wall holder, optionally available with 1.5 m aluminium tripod

## The PCL 20 – for even more applications

- The **mode setting** of the PCL 20 is used to select any of the laser functions: cross lines, horizontal and vertical single lines.
- The additional **plumb function** transfers a point from the floor to the ceiling. This function is, for example, ideal for installing light fixtures on ceilings.
- The **rubber foot** guarantees absolute stability and exact results.



## Mode settings – choose any function



Mode display with 5 functions



Vertical line



Horizontal line



Cross line



Plumb point



Cross line fixed

# Straight forward tiling – with the Tile Laser PLT 2.

Whether on the floor or the wall, straight or diagonal: the PLT 2 enables quick, accurate and straight forward tiling. Thanks to the two clearly visible laser lines arranged at an exact 90° angle, every tile is laid with maximum precision. A wall holder and three integrated bubble vials help you to align the PLT 2 vertically, horizontally or diagonally. Pictures and shelves can also be aligned easily and quickly using the PLT 2.



## PLT 2 – perfect for precise tiling on floors and walls

- Two clearly visible **laser lines** at an exact 90° angle make it easier to precisely lay tiles and laminate.
- A **wall holder** and the magnetic base plate of the PLT 2 enable efficient working on walls.
- The PLT 2 is quickly aligned on the wall for diagonal or straight patterns using the three integrated **bubble vials**.
- The PLT 2 sits securely in your hand thanks to its large **grip zone** with softgrip.
- The functional **base plate** with a contact edge, e.g. for door frames, is equipped with a 90° scale in 5° steps.

### PLT 2


Dimensions (H x W x D)	240 x 180 x 180 mm
Working range*	7 m
Measuring accuracy	± 0.5 mm/m
Laser type	635 nm, class 2
Batteries	Included
Wall holder	Included

\* depending on lighting conditions



# A spirit level that fits into any shirt pocket: the Laser Pen PLL 5.

Forget the good old spirit level. Instead put the Laser Pen PLL 5 from Bosch in your shirt pocket. It is hardly any thicker than a ballpoint pen, has a range of up to 5 metres and is really easy to use. Simply switch it on, align it using the integrated bubble vials – and the Laser Pen projects an exact, long laser line that you can use as a reference point. It comes complete with a wall holder that can be fitted to any surface, e.g. with adhesive tape or pins. Also practical: the PLL 5 can be finely adjusted to the exact position on the magnetic plate.



## PLL 5 – the features of the small precision instrument

- The laser can be precisely aligned horizontally and vertically thanks to the integrated **bubble vials**.
- The PLL 5 has **minimal dimensions** and is hardly any thicker than a ballpoint pen.
- The **wall holder with magnetic plate** is used to set the exact position finely and precisely.
- The laser is levelled and aligned quickly thanks to its **flat contact surface**.




Illustration 1:1

### PLL 5

Dimensions (H x W x D)	140 x 30 x 20 mm
Laser type	635 nm, class 2
Working range	Up to 5 m
Measuring accuracy	± 1 mm/m
Weight	130 g
Spirit level function	Integrated
Batteries	Included
Wall holder + 2 pins	Included



**Detect what you  
can't see:  
the PDO Multi  
and the PDO 6.**





No matter where you are working: as a precaution, you should take a look inside the wall beforehand. With the handy, digital Detectors PDO Multi and PDO 6 from Bosch you can see what stands in your way: live cables, copper pipes as well as girders and frames made of ferrous and non-ferrous metals. The PDO Multi can even detect wooden substructures. And this with the highest precision and, above all, safety: the illuminated red/green LED ring shows you where and when you can drill holes safely, and it makes marking easier.

## PDO Multi and PDO 6 – the Detectors from Bosch

- The red/green **luminous ring** on both instruments shows you where it is safe to drill and makes it easier to mark the drilling position.



- The automatic **calibration** on both instruments is automatically activated when the instruments are switched on, which means that they are immediately ready for use.
- The non-slip **softgrip** ensures safe and comfortable handling.

## PDO 6 – the characteristic features

- The **display** of the PDO 6 uses a bar display to indicate the detection strength. It also indicates live cables and shows the charging state of the battery.
- Thanks to its **single-button operation**, the PDO 6 can be switched on and used without any pre-setting.



### PDO 6

<b>Dimensions (H x W x D)</b>	140 x 85 x 35 mm
<b>Detection</b>	Metal, copper, power cables
<b>Maximum material measurement depth</b>	Metal 6 cm Copper 5 cm Power cables 3 cm
<b>Weight</b>	195 g
<b>Batteries</b>	Included



## The PDO Multi – for even more applications

- The large **display** of the PDO Multi uses a bar display to indicate the detection strength. It differentiates between ferrous and non-ferrous metals, indicates live cables and shows the charging state of the battery.
- Objects can be located even more accurately using the **zoom mode** of the PDO Multi.
- The **function buttons** of the PDO Multi make it easy to switch the mode from metal to wood detection.
- The **pencil holder** is ideal for storing your pencil, so that it is quickly within reach when you need it.

### PDO Multi

**Dimensions (H x W x D)** 205 x 85 x 34 mm

**Detection** Metal, copper, power cables, wood

**Maximum material measurement depth** Metal 8 cm  
Copper 6 cm  
Power cables 4 cm  
Wood 2 – 3 cm

**Weight** 250 g

**High-quality storage bag** Included

**Batteries** Included