

# Industrial Combination Signal - 106 dB (A) / 5 Joule

## Series YL40



www.stahl.de



- > Max sound output 106 dB (A) / 1 m
- > IP65 rated as standard
- > Strobe available in 2.5 and 5 Joules
- > 32 selectable tones meeting international regulations
- > Flame retardant ABS enclosure
- > Stainless steel fixings
- > 2 stage alarm
- > Lens available in six different colours
- > Complies with BS 5839
- > Low current consumption



14670E00

**Yodalight range**  
Compact multi-purpose audible and visual signalling device designed for use in industrial applications.

**Approvals**

Certificates	
	UL 1638, UL 464
	BS EN 54-3 : 2001 incorporates amendment A 1 : 2002 + A2 : 2006
	BS EN 54-3 : 2001 incorporates amendment A 1 : 2002 + A2 : 2006
	DIN EN 54, part 3 (10/01), VdS 2504 (12/96), VdS 2203 (03/01), VdS 2344 (12/05), Cert No. G28702, 2301/07/01 : G28714 VdS approval applies to selected models only. Contact sales for details.

**WebCode YL40A**

# Industrial Combination Signal - 106 dB (A) / 5 Joule

## Series YL40



**Selection Table**

Version	Enclosure colour	Flash energy	Rated operational voltage	Lens colour	Order number	Art. no.	Weight			
							kg			
YL40 Sounder/Strobe combination, BS EN 54-3, standard devices	red normal (RN)	5 Joule	24 V DC	amber	YL40/D50/A/RN/WR	204507	0.510			
				red	YL40/D50/R/RN/WR	204540	0.510			
				green	YL40/D50/G/RN/WR	211992	0.510			
				opal	YL40/D50/O/RN/WR	204527	0.510			
				blue	YL40/D50/B/RN/WR	204518	0.510			
				clear	YL40/D50/C/RN/WR	211993	0.510			
			115 V AC	amber	YL40/L50/A/RN/WR	204552	0.570			
				red	YL40/L50/R/RN/WR	204562	0.570			
				green	YL40/L50/G/RN/WR	204557	0.570			
				opal	YL40/L50/O/RN/WR	211994	0.570			
				blue	YL40/L50/B/RN/WR	211995	0.570			
				clear	YL40/L50/C/RN/WR	211996	0.570			
			230 V AC	amber	YL40/N50/A/RN/WR	204570	0.570			
				red	YL40/N50/R/RN/WR	204588	0.570			
				green	YL40/N50/G/RN/WR	211997	0.570			
				opal	YL40/N50/O/RN/WR	211998	0.570			
				blue	YL40/N50/B/RN/WR	211999	0.570			
				clear	YL40/N50/C/RN/WR	212000	0.570			
			YL40 Sounder/Strobe combination, UL certification	red normal (RN)	5 Joule	24 V DC	amber	YL40/D50/A/RN/UL	204595	0.510
							red	YL40/D50/R/RN/UL	204599	0.510
							green	YL40/D50/G/RN/UL	212001	0.510
opal	YL40/D50/O/RN/UL	212002					0.510			
blue	YL40/D50/B/RN/UL	212003					0.510			
clear	YL40/D50/C/RN/UL	212004					0.510			
115 V AC	amber	YL40/L50/A/RN/UL				204600	0.570			
	red	YL40/L50/R/RN/UL				204788	0.570			
	green	YL40/L50/G/RN/UL				212005	0.570			
	opal	YL40/L50/O/RN/UL				212006	0.570			
	blue	YL40/L50/B/RN/UL				212007	0.570			
	clear	YL40/L50/C/RN/UL				212008	0.570			
230 V AC	amber	YL40/N50/A/RN/UL				212009	0.570			
	red	YL40/N50/R/RN/UL				210155	0.570			
	green	YL40/N50/G/RN/UL				212010	0.570			
	opal	YL40/N50/O/RN/UL				212011	0.570			
	blue	YL40/N50/B/RN/UL				212012	0.570			
	clear	YL40/N50/C/RN/UL				212013	0.570			
YL40 Sounder/Strobe combination, VDS certification	red normal (RN)	5 Joule				24 V DC	amber	YL40/D50/A/RN/WR/VDS	212014	0.510
							red	YL40/D50/R/RN/WR/VDS	212015	0.510
							green	YL40/D50/G/RN/WR/VDS	212016	0.510
			opal	YL40/D50/O/RN/WR/VDS	212017		0.510			
			blue	YL40/D50/B/RN/WR/VDS	212018		0.510			
			clear	YL40/D50/C/RN/WR/VDS	212019		0.510			

Note Other voltages and variants are available. Please contact your local sales office for more details

# Industrial Combination Signal - 106 dB (A) / 5 Joule

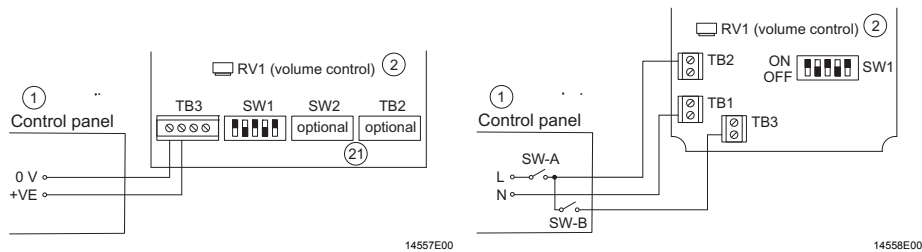
## Series YL40



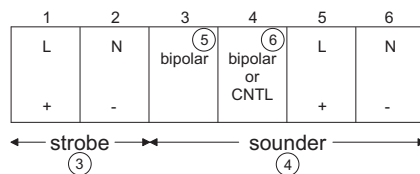
### Technical Data

#### Electrical data

Rated operational voltage	standard: 12, 24 or 48 V DC 115 or 230 V AC $\pm 10\%$ 12 V DC versions will produce approx. 6 dB less output
Current consumption	24 V DC - 285 mA* 115 V AC - 275 mA* 230 V AC - 263 mA* *at tone 1 **Voltages do not apply to multi stage units
Power supply	via on-board terminal block for DC: terminal (+) for +VE and terminal (-) for 0 V for AC: terminal (L) for LIVE and terminal (N) for NEUTRAL caution: high voltages are present within the beacon when operational
Line monitoring	line monitoring excludes additional voltage options: <ul style="list-style-type: none"> <li>• 3 wire, 2 stage or 2 wire, single stage: monitor via reverse polarity</li> <li>• 2 wire, 2 stage i.e. bi-polar inputs: monitor via threshold (applied voltage &lt; 1 V)</li> </ul>
Schematic	monitor via reverse polarity



#### DC Input



#### AC Input

#### Combination units

##### Legend

- 1 = External power supply, provided by user
- 2 = Volume control
- 3 = Connections for strobe/beacon
- 4 = Connections for sounder/horn
- 5 = 12/24/48 or 0 V Input used for 2nd stage by supply reversal
- 6 = Used for 2nd stage by 3rd wire
- 21 = SW2 is optional for independent 2nd stage. TB2 is optional for 2nd set of terminal blocks.

#### Acoustic data

Volume	106 db (A) / 1 m volume control allowing 18 db (A) adjustment
Sound selection	via DIL switch Optional independent 2nd stage via second DIL switch (DC only)

#### Luminous Characteristics

Flash energy	2.5 or 5.0 J
Lens colour	amber, red, green, opal, blue, clear

#### Ambient conditions

Operating temperature range	UL: - 35 ... + 66 °C EN 54-3: - 25 ... + 55 °C VdS: - 25 ... + 40 °C
Storage temperature	- 40 ... + 70 °C
Max. relative humidity	95 % at 40 °C

#### Mechanical data

Material	
Enclosure	ABS, flame retardant
Lens	polycarbonate plastic, flame retardant
Degree of protection	IP 65 standard on all units

# Industrial Combination Signal - 106 dB (A) / 5 Joule

## Series YL40



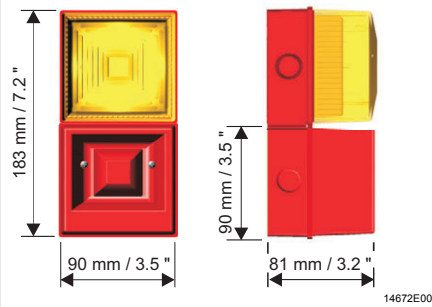
### Technical Data

#### Assembly / Installation

##### Assembly

Should be mounted to a reasonably flat wall or bulkhead of suitable material using the internal fixing holes. The recommended fixing screws are dia. 4.5 mm max. x 20 mm long. To maintain the integrity of the weather seal, the cable entry must be fitted using a suitable sealed gland.

#### Dimensional Drawings (All Dimensions in mm / inches) - Subject to Alterations



We reserve the right to make alterations to the technical data, dimensions, weights, designs and products available without notice. The illustrations cannot be considered binding.