COMUS The Comus Group of Companies
COMUS The Comus Group of Companies
COMUS The Comus Group of Companies

PRESSURE SWITCHES

SQ24 Dimensions

SQ27 Dimensions

The line of mPm DIN connectors is designed to reduce the number of components making them easier to assemble and with fewer parts to stock. They provide repeatable, unsurpassed IP67 sealing performance using an external nut over the cable. The external nut accepts a wider range of cables from 4mm to 9mm, reducing the number of parts from 3 to 1.

Dimensions

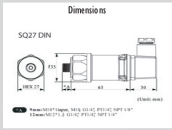



Custom made to your Requirements. Deutsch type connectors available as standard. Please enquire if you have any special requirements

Dimensions

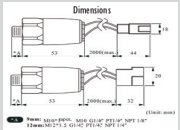

TYPE	SQ24Z	SQ24S	SQ24B	SQ27Z	SQ27S	SQ27B	SQ22Z	SQ22S	SQ22B	SQ24Z	SQ24S	SQ24B
Hex length	24mm	24mm	24mm	27mm	27mm	27mm	27mm	27mm	27mm	24mm	24mm	24mm
Body Material	Zinc Plated Steel	316 Grade Stainless Steel	Brass	Zinc Plated Steel	316 Grade Stainless Steel	Brass	Zinc Plated Steel	316 Grade Stainless Steel	Brass	Zinc Plated Steel	316 Grade Stainless Steel	Brass
Wiring	Screw / Push on Spade Terminal	Screw / Push on Spade Terminal	Screw / Push on Spade Terminal	Screw / Spade Terminal	Screw / Spade Terminal	Screw / Spade Terminal	Push on Spade Terminal	Push on Spade Terminal	Push on Spade Terminal	DTO4-2P 250 Type	DTO4-2P 250 Type	DTO4-2P 250 Type
Contact rating (Max)	4A/4296c,4A 240Vac	4A/4296c,4A 240Vac	4A/4296c,4A 240Vac	4A/4296c,4A 240Vac	4A/4296c,4A 240Vac	4A/4296c,4A 240Vac	4A/4296c,4A 240Vac	4A/4296c,4A 240Vac	4A/4296c,4A 240Vac	4A/4296c,4A 240Vac	4A/4296c,4A 240Vac	4A/4296c,4A 240Vac
Response Frequency	2Hz	2Hz	2Hz	2Hz	2Hz	2Hz	2Hz	2Hz	2Hz	2Hz	2Hz	2Hz
Max Voltage Peak	1.5KV (IEC60947-2)	1.5KV (IEC60947-2)	1.5KV (IEC60947-2)	1.5KV (IEC60947-2)	1.5KV (IEC60947-2)	1.5KV (IEC60947-2)	1.5KV (IEC60947-2)	1.5KV (IEC60947-2)	1.5KV (IEC60947-2)	1.5KV (IEC60947-2)	1.5KV (IEC60947-2)	1.5KV (IEC60947-2)
Electric Insulation	100MΩ (IEC60092-54)	100MΩ (IEC60092-54)	100MΩ (IEC60092-54)	100MΩ (IEC60092-54)	100MΩ (IEC60092-54)	100MΩ (IEC60092-54)	100MΩ (IEC60092-54)	100MΩ (IEC60092-54)	100MΩ (IEC60092-54)	100MΩ (IEC60092-54)	100MΩ (IEC60092-54)	100MΩ (IEC60092-54)
Operation Temperature	-10°C~100°C	-10°C~100°C	-10°C~100°C	-10°C~100°C	-10°C~100°C	-10°C~100°C	-10°C~100°C	-10°C~100°C	-10°C~100°C	-10°C~100°C	-10°C~100°C	-10°C~100°C
Membrane Materials	NBR(Standard)-30°C~100°C VITON-15°C~120°C EPDM-30°C~120°C	NBR(Standard)-30°C~100°C VITON-15°C~120°C EPDM-30°C~120°C	NBR(Standard)-30°C~100°C VITON-15°C~120°C EPDM-30°C~120°C	NBR(Standard)-30°C~100°C VITON-15°C~120°C EPDM-30°C~120°C	NBR(Standard)-30°C~100°C VITON-15°C~120°C EPDM-30°C~120°C	NBR(Standard)-30°C~100°C VITON-15°C~120°C EPDM-30°C~120°C	NBR(Standard)-30°C~100°C VITON-15°C~120°C EPDM-30°C~120°C	NBR(Standard)-30°C~100°C VITON-15°C~120°C EPDM-30°C~120°C	NBR(Standard)-30°C~100°C VITON-15°C~120°C EPDM-30°C~120°C	NBR(Standard)-30°C~100°C VITON-15°C~120°C EPDM-30°C~120°C	NBR(Standard)-30°C~100°C VITON-15°C~120°C EPDM-30°C~120°C	NBR(Standard)-30°C~100°C VITON-15°C~120°C EPDM-30°C~120°C
Pressure Range	0.2~100bar	0.2~100bar	0.2~100bar	0.3~100bar	0.3~100bar	0.3~100bar	0.3~100bar	0.3~100bar	0.3~100bar	0.2~100bar	0.2~100bar	0.2~100bar
Pressure Acting Variation	±5% of set point@20°C	±5% of set point@20°C	±5% of set point@20°C	±5% of set point@20°C	±5% of set point@20°C	±5% of set point@20°C	±5% of set point@20°C	±5% of set point@20°C	±5% of set point@20°C	±5% of set point@20°C	±5% of set point@20°C	±5% of set point@20°C
Piping Selection	M10*1(DIN1*) M10*1, M12*1.5 PT1/8",PT1/4" NPT1/8", NPT1/4"	M10*1(DIN1*) M10*1, M12*1.5 PT1/8",PT1/4" NPT1/8", NPT1/4"	M10*1(DIN1*) M10*1, M12*1.5 PT1/8",PT1/4" NPT1/8", NPT1/4"	M10*1(TAPI*) M10*1, M12*1.5 PT1/8",PT1/4" NPT1/8", NPT1/4"	M10*1(TAPI*) M10*1, M12*1.5 PT1/8",PT1/4" NPT1/8", NPT1/4"	M10*1(TAPI*) M10*1, M12*1.5 PT1/8",PT1/4" NPT1/8", NPT1/4"	M10*1(DIN1*) M10*1, M12*1.5 PT1/8",PT1/4" NPT1/8", NPT1/4"	M10*1(DIN1*) M10*1, M12*1.5 PT1/8",PT1/4" NPT1/8", NPT1/4"	M10*1(DIN1*) M10*1, M12*1.5 PT1/8",PT1/4" NPT1/8", NPT1/4"	M10*1(TAPI*) M10*1, M12*1.5 PT1/8",PT1/4" NPT1/8", NPT1/4"	M10*1(TAPI*) M10*1, M12*1.5 PT1/8",PT1/4" NPT1/8", NPT1/4"	M10*1(TAPI*) M10*1, M12*1.5 PT1/8",PT1/4" NPT1/8", NPT1/4"
Contact Model	NO,NC	NO,NC	NO,NC	SPDT	SPDT	SPDT	SPDT	SPDT	SPDT	NO,NC	NO,NC	NO,NC
Body Protection	IP00 (EIC60529)	IP00 (EIC60529)	IP00 (EIC60529)	IP00 (EIC60529)	IP00 (EIC60529)	IP00 (EIC60529)	IP00 (EIC60529)	IP00 (EIC60529)	IP00 (EIC60529)	IP00 (EIC60529)	IP00 (EIC60529)	IP00 (EIC60529)
Protection	IP67 (EIC60529)	IP67 (EIC60529)	IP67 (EIC60529)	IP67 (EIC60529)	IP67 (EIC60529)	IP67 (EIC60529)	IP67 (EIC60529)	IP67 (EIC60529)	IP67 (EIC60529)	IP67 (EIC60529)	IP67 (EIC60529)	IP67 (EIC60529)
Mechanical Life	1.5Million cycles<50bar	1.5Million cycles<50bar	1.5Million cycles<50bar	1.5Million cycles<50bar	1.5Million cycles<50bar	1.5Million cycles<50bar	1.5Million cycles<50bar	1.5Million cycles<50bar	1.5Million cycles<50bar	1.5Million cycles< 50bar	1.5Million cycles<50bar	1.5Million cycles<50bar
Screw Torque	<0.35Nm	<0.35Nm	<0.35Nm	<0.35Nm	< 0.35Nm	<0.35Nm	<0.35Nm	<0.35Nm	<0.35Nm	<0.35Nm	<0.35Nm	<0.35Nm
Shock Resistance	ISO / IEC 17025, Half sine wave, Acceleration:30G@14ms ±X ±Y ±Z axis	ISO / IEC17025, Half sine wave, Acceleration:30G@14ms ±X ±Y ±Z axis	ISO / IEC17025, Half sine wave, Acceleration:30G@14ms ±X ±Y ±Z axis	ISO / IEC17025, Half sine wave, Acceleration:30G@14ms ±X ±Y ±Z axis	ISO / IEC17025, Half sine wave, Acceleration:30G@14ms ±X ±Y ±Z axis	ISO / IEC17025, Half sine wave, Acceleration:30G@14ms ±X ±Y ±Z axis	ISO / IEC17025, Half sine wave, Acceleration:30G@14ms ±X ±Y ±Z axis	ISO / IEC17025, Half sine wave, Acceleration:30G@14ms ±X ±Y ±Z axis	ISO / IEC17025, Half sine wave, Acceleration:30G@14ms ±X ±Y ±Z axis	ISO / IEC17025, Half sine wave, Acceleration:30G@14ms ±X ±Y ±Z axis	ISO / IEC17025, Half sine wave, Acceleration:30G@14ms ±X ±Y ±Z axis	ISO / IEC17025, Half sine wave, Acceleration:30G@14ms ±X ±Y ±Z axis
Vibration Resistance	ISO / IEC 17025, Sine wave 5-200Hz, Acceleration 10G, Displacement :16mm, sweeping rate :1 Oct/min, test direction X,Y,Z axis, Test time: 1hr for each	ISO / IEC 17025, Sine wave 5-200Hz, Acceleration 10G, Displacement :16mm, sweeping rate :1 Oct/min, test direction X,Y,Z axis, Test time: 1hr for each	ISO / IEC 17025, Sine wave 5-200Hz, Acceleration 10G, Displacement :16mm, sweeping rate :1 Oct/min, test direction X,Y,Z axis, Test time: 1hr for each	ISO / IEC 17025, Sine wave 5-200Hz, Acceleration 10G, Displacement :16mm, sweeping rate :1 Oct/min, test direction X,Y,Z axis, Test time: 1hr for each	ISO / IEC 17025, Sine wave 5-200Hz, Acceleration 10G, Displacement :16mm, sweeping rate :1 Oct/min, test direction X,Y,Z axis, Test time: 1hr for each	ISO / IEC 17025, Sine wave 5-200Hz, Acceleration 10G, Displacement :16mm, sweeping rate :1 Oct/min, test direction X,Y,Z axis, Test time: 1hr for each	ISO / IEC 17025, Sine wave 5-200Hz, Acceleration 10G, Displacement :16mm, sweeping rate :1 Oct/min, test direction X,Y,Z axis, Test time: 1hr for each	ISO / IEC 17025, Sine wave 5-200Hz, Acceleration 10G, Displacement :16mm, sweeping rate :1 Oct/min, test direction X,Y,Z axis, Test time: 1hr for each	ISO / IEC 17025, Sine wave 5-200Hz, Acceleration 10G, Displacement :16mm, sweeping rate :1 Oct/min, test direction X,Y,Z axis, Test time: 1hr for each	ISO / IEC 17025, Sine wave 5-200Hz, Acceleration 10G, Displacement :16mm, sweeping rate :1 Oct/min, test direction X,Y,Z axis, Test time: 1hr for each	ISO / IEC 17025, Sine wave 5-200Hz, Acceleration 10G, Displacement :16mm, sweeping rate :1 Oct/min, test direction X,Y,Z axis, Test time: 1hr for each	ISO / IEC 17025, Sine wave 5-200Hz, Acceleration 10G, Displacement :16mm, sweeping rate :1 Oct/min, test direction X,Y,Z axis, Test time: 1hr for each

The Comus Group of Companies

Pressure Switches:
The SQ range of compact pressure switches are manufactured with quality in mind, unlike many other manufacturers who's products mechanical life is 1 million cycles the SQ range has a mechanical lifetime of 1.5 million cycles when operated below a pressure of 50bar. Pressures from 0.2bar to 100bar can be accommodated with either factory fixed or adjustable pressure ranges. With a choice of Diaphragm materials the switches can cope with a variety of chemicals including compressed air, hydraulic oil, engine oil, heating oil and water.

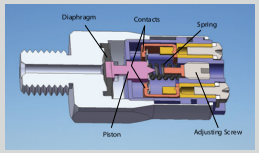

Features:
- Robust in any severe application
- Customised body housing (Steel, 316SS, Brass)
- Selectable contact (Gold or Silver Contact)
- Screw / push on terminal contact
- Cost effective yet high quality
- Easily adjustable pressure range setting

How a Pressure switch works:
A pressure switch works by a rubber disc (the diaphragm) changing it's shape when subjected to pressure from either a fluid or a gas. This deflection of the diaphragm in turn pushes a small rod or piston which connects to a set of contacts via a spring. When the pressure is enough to overcome the tension of the spring the contacts will either open or close depending on the set up thus making or breaking the connection. This action can be utilised in many applications such as alerting when pressure drops in medical equipment, cutting of power to machines in the event of a fault, warning and controlling of air or oil pressure and detection of leaks in pressurised systems.

Our Switch Ranges:
We now have a comprehensive range of switches including: Reed Switches, Tilt Switches, Proximity Switches and Magnets, Electronic Proximity Switches, Non Mercury Tilt, Tip Over and Acceleration Switches, Float Switches, Glass Mercury and Mercury Switches.

The Comus Group of Companies

The Comus International group of companies consists of:

Comus International
454 Allwood Road
Clifton
New Jersey 07012
U.S.A

Tel: (1)973 - 777 - 6900
fax:(1)973 - 777 - 8405
email: info@comus-intl.com
internet: http://www.comus-intl.com

ISO 9001:2000
CERTIFICATE NO: 03-12314

Assentech Europe Limited
Unit 7, Rice Bridge Industrial Estate
Thorpe - Le - Soken
Essex
England
CO16 0HL
Tel: +44 (0)1255 862236
fax: +44 (0)1255 862014
email: sales@assentech.co.uk
internet: http://www.assentech.co.uk

ISO 9001:2000
CERTIFICATE NO: FM 21880

Comus Belgium BVBA
Overhaamlaan 48
B-3700 Tongeren
Belgium

Tel: +32 (0)12 390400
Fax: +32 (0)12 235754
email: info@comus.be
internet: http://www.comus.be

Comus International SARL
Immeuble 'Les Juilliottes'
31 Cours des Juilliottes
F-94700 Maisons-Alfort
France

Tel: +33 (0)1 43 96 86 10
Fax: +33 (0)1 43 96 86 11
email: info@comus.fr
internet: http://www.comus.fr

Switching Technologies Gunther
B-9, B-10, & C-1 Special Economic Zone (MEPZ)
Kadapperi
Tambaram
Chennai 600 045
India
Tel: +91 44 22620093
fax: +91 44 22620271
email: stgtd@eth.net

Comus Electronics and Technologies
India Private Limited
No 3. Kamaraj Nagar 2nd Street
Tambaram Sanatorium
Chennai 600045
India
Tel: +91 44 43219090
Fax: +91 44 22620190
email: P.Ramesh@ mj-india.com
chudan@ comus-intl.com
Website:http://www.comusindia.com

We also have a large network of worldwide agents. These can be found on any of our websites, or on our company profile brochure.

Cmn/PI/pm 1/Issue 1

The Comus Group of companies

Pressure Switches

The Comus Group of Companies

Pressure Switch Part Numbers

Pressure switch	
Hex size	
Body material	
Contact type	
Diaphragm material	
Connection fitting	
Screw thread	
Pressure rating	Example SQ24B-ANC-2A1
Pressure switch	SQ Series
Hex length	24mm 27mm
Body material	B = Brass S = Stainless Steel grade 316 Z = Zinc plated steel
Contact type	A = Normally open contacts B = Normally closed contacts S = Single pole double throw (SQ 27 only)
Diaphragm material	N = Nitrile (standard) V = VITON E = EPDM (ethylene propylene diene Monomer)
Connection fitting	S = Screw terminals T = Tag (spade terminal) C = DIN Cap
Screw thread	1 = M10X1 (tap 1°) 2 = M10X1 3 = M12X1.5 4 = ½" PT 5 = ¼" PT 6 = ½" G 7 = ¼" G 8 = ½" NPT 9 = ¼" NPT
Pressure rating fixed	F1 = 0.2 Bar F2 = 1.1 Bar F3 = 5 Bar F4 = 50 Bar
Adjustable	A1 = 0.2-1 Bar A2 = 1-19 Bar A3 = 20-50 Bar A4 = 51-100 Bar
Optional Socket Type	D = DT04-2P A = 250 Type
Socket wiring	1 = 3mm PVC (2P)
Add (XX) to end	2 = 3mm PVC (2P) with wrap up sheath 3 = 6.4mm PE Cable 4 = 3mm PVC (2P) with heat shrink sheath
Cap only part numbers	
SQA-1130	