



- Cost Effective
- Integral Connector Available
- Can be Customized for:
 - Maximum Torque (see page 9)
 - Cables & Assemblies (see pages 21/70)
 - Shafts (see pages 21/69)
 - Drivers & Controllers (see page 99-108)
 - Maximum Efficiency (see page 12)



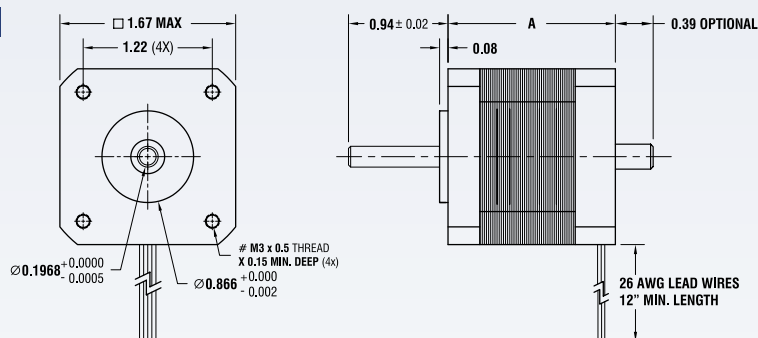
SPECIFICATIONS

BIPOLAR	Dimension "A" Max	Model #	Rated Current (Amps/Phase)	Holding Torque (oz-in)	Holding Torque (N-m)	Resistance (Ohms/Phase)	Inductance (mH/Phase)	Inertia (oz-in ²)	Weight (Lbs.)	Number of Leads
1.34" 34.0 mm		4118S-02	1.30	45.0	0.32	2.8	3.6	0.18	0.50	4
		4118S-04S	0.67	45.0	0.32	9.9	12.5	0.18	0.50	4
		4118S-04P	1.34	45.0	0.32	2.5	3.1	0.18	0.50	4
		4118S-09	0.90	45.0	0.32	5.3	6.7	0.18	0.40	4
1.58" 40.1 mm		4118M-01	1.70	63.0	0.44	1.5	3.0	0.28	0.65	4
		4118M-06S	0.70	63.0	0.44	10.8	21.8	0.28	0.65	4
		4118M-06P	1.40	63.0	0.44	2.7	5.5	0.28	0.65	4
1.89" 48.0 mm		4118L-01	2.00	83.0	0.59	1.4	2.7	0.37	0.80	4
		4118L-07S	1.05	83.0	0.59	5.2	9.4	0.37	0.80	4
		4118L-07P	2.10	83.0	0.59	1.3	2.3	0.37	0.80	4
2.34" 59.9 mm		4118C-01	2.00	125	0.89	2.0	3.3	0.56	0.90	4

UNIPOLAR	Dimension "A" Max	Model #	Rated Current (Amps/Phase)	Holding Torque (oz-in)	Holding Torque (N-m)	Resistance (Ohms/Phase)	Inductance (mH/Phase)	Inertia (oz-in ²)	Weight (Lbs.)	Number of Leads
1.34" 34.0 mm		4118S-04	0.95	30.0	0.21	5.0	3.1	0.18	0.50	6
1.58" 40.1 mm		4118M-06	1.00	45.0	0.32	5.4	5.5	0.28	0.65	6
1.89" 48.0 mm		4118L-07	1.50	65.0	0.46	2.6	2.3	0.37	0.80	6
		4118L-25	0.45	65.0	0.46	25.0	17.4	0.37	0.80	6

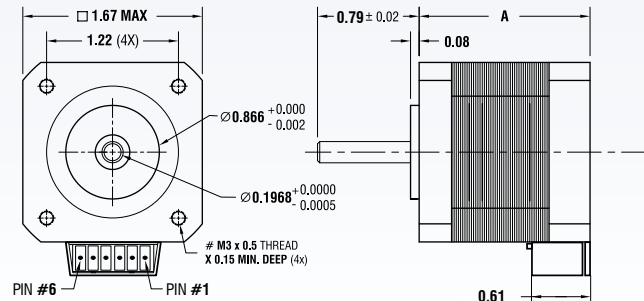
- Please complete our application data sheet on page 116 for different windings.
- Call Lin Engineering for additional bipolar torque curves.
- Performance, use, and appearance specifications of the products listed here are subject to change without notice.
- For operating temperatures, see page 114.
- All specifications are approximations. Please contact Lin Engineering for more details.

DIMENSIONS (STANDARD MOTOR)

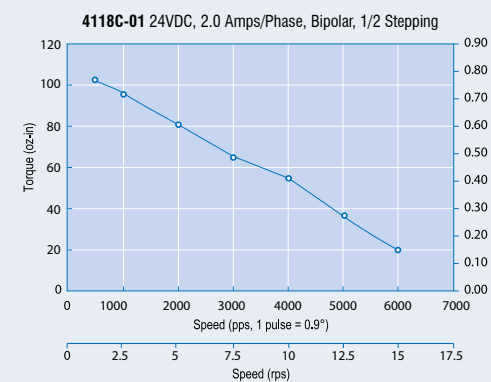
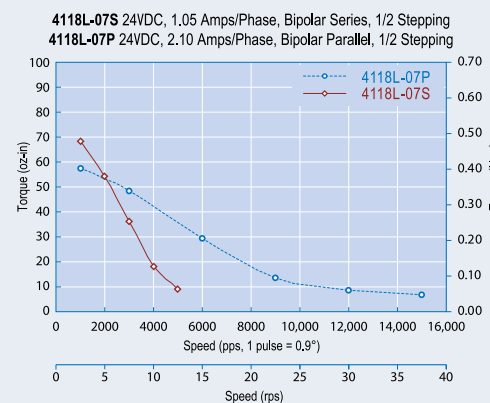
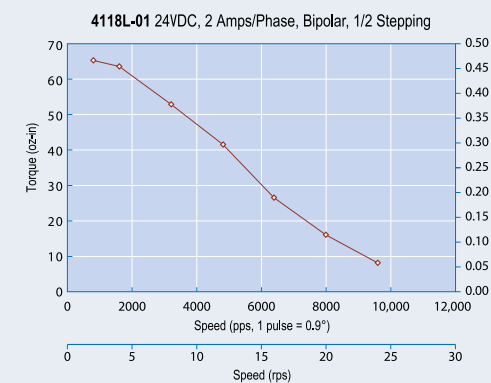
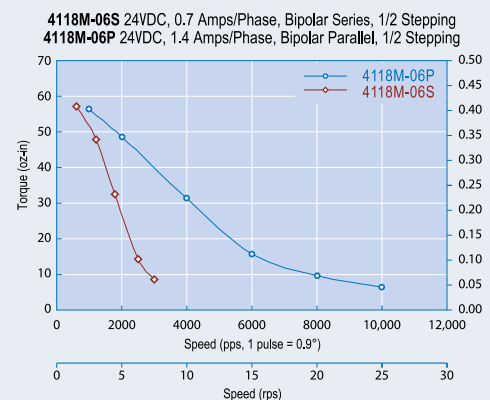
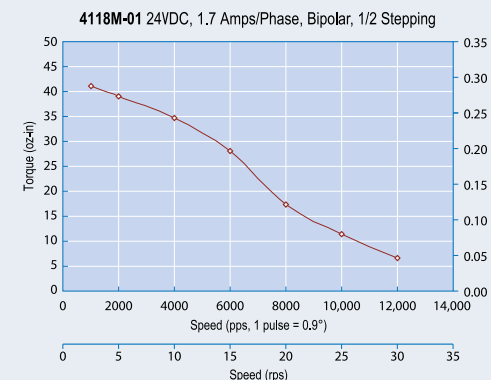
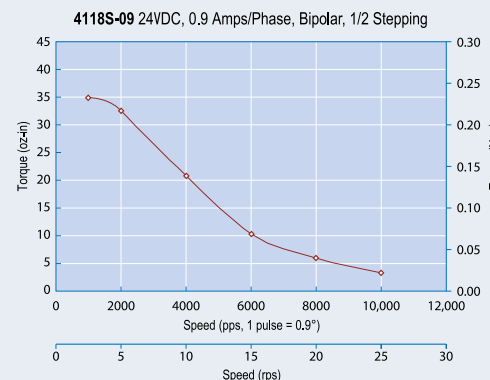
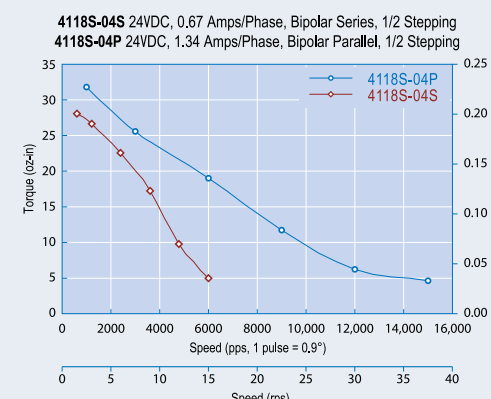
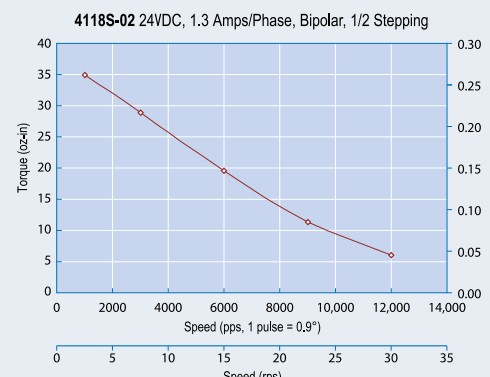


Visit Lin Engineering's web site for dimension updates.

DIMENSIONS (INTEGRAL CONNECTOR)



TORQUE CURVES



AVAILABLE OPTIONS

