


Glass Passivated Bridge Rectifiers



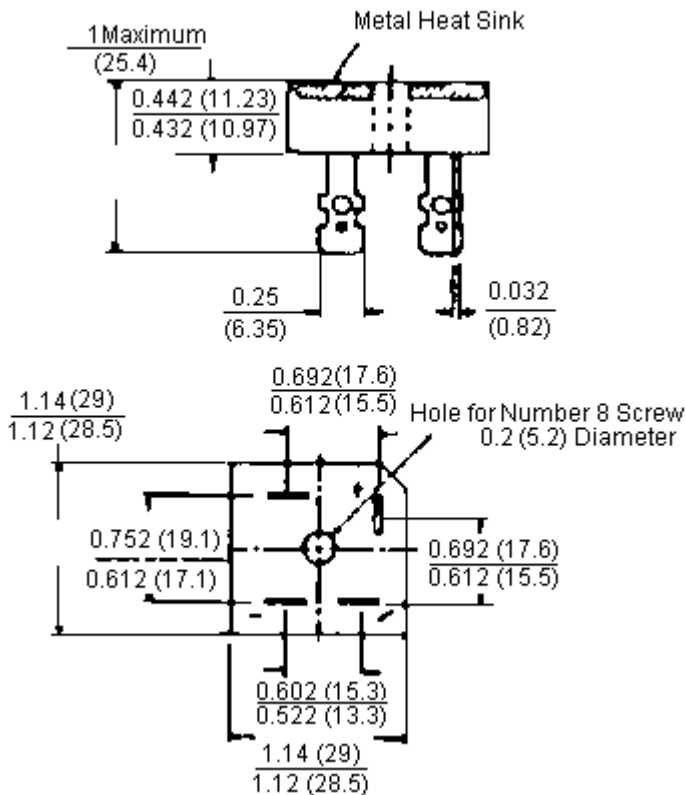
GBPC Series



Features:

- Integrally moulded heatsink provide very low thermal resistance for maximum heat dissipation
- Universal 4-way terminals; snap-on, wrap-around, solder or PC board mounting
- Surge overload rating to 400 A
- Terminals solderable per MIL-STD-202, Method 208
- Typical IR less than 0.2 μ A
- High temperature soldering guaranteed : 250°C / 10 seconds / 0.375 inches
- Isolated voltage from case to terminal over 2,500 V

GBPC



Dimensions : Inches (Millimetres)

Glass Passivated Bridge Rectifiers



GBPC Series

Maximum Ratings and Electrical Characteristics

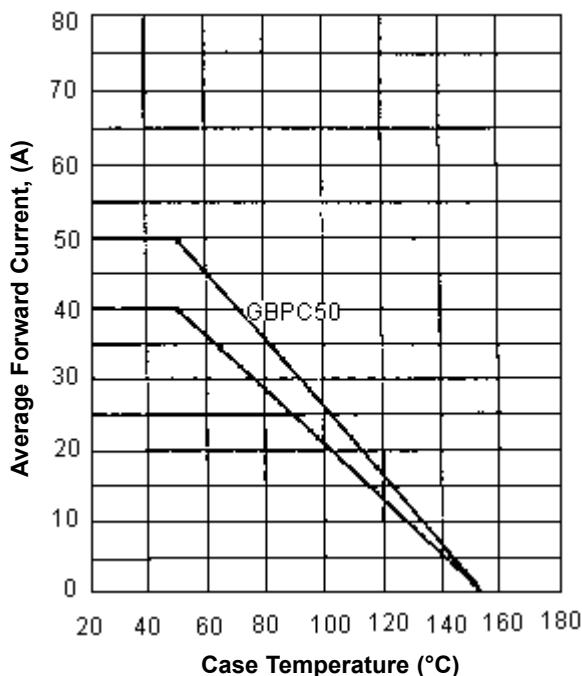
Rating at 25°C ambient temperature unless otherwise specified. 60 Hz, resistive or inductive load. For capacitive load, derate current by 20%

Type Number	Symbols	GBPC5002	GBPC5006	Units
Maximum Recurrent Peak Reverse Voltage	V_{RRM}	200	600	V
Maximum RMS Voltage	V_{RMS}	140	420	
Maximum DC Blocking Voltage	V_{DC}	200	600	
Maximum Average Forward Rectified Output Current at $T_C = 55^\circ\text{C}$	$I_{(AV)}$	50		A
Peak Forward Surge Current Single Sine-wave Superimpose on Rated Load (JEDEC Method)	I_{FSM}	400		
Maximum Instantaneous Forward Voltage Drop Per Element at Specified Current	V_F	1.2		V
Maximum Reverse DC Current at Rated DC Blocking Voltage Per Element	I_R	10		μA
Typical Thermal Resistance (Note 1)	$R_{\theta JC}$	1.5		$^\circ\text{C} / \text{W}$
Operating and Storage Temperature Range	T_j, T_{STG}	-50 to +150		$^\circ\text{C}$

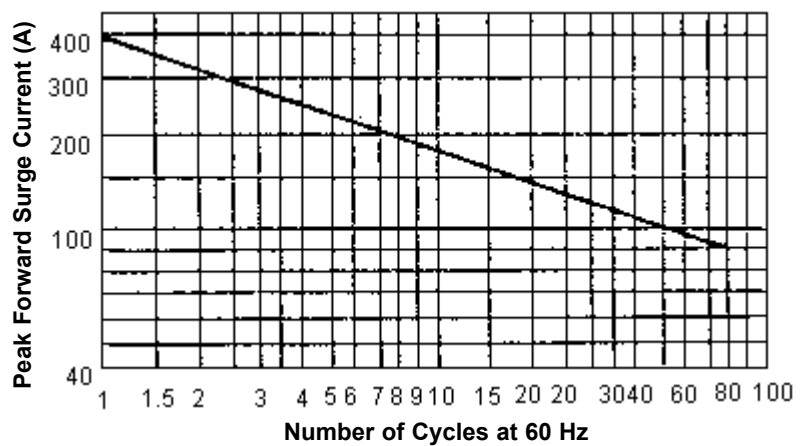
Note : 1) Thermal Resistance from Junction to Case

Ratings and Characteristic Curves

Typical Forward Current Derating Curve



Maximum Non-Repetitive Surge Current

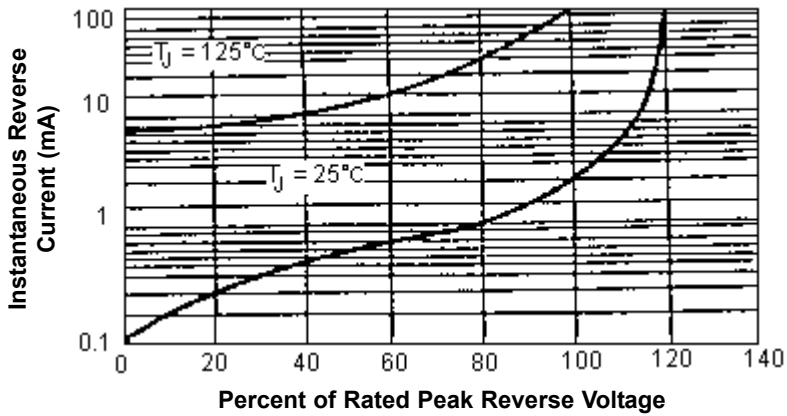


Glass Passivated Bridge Rectifiers

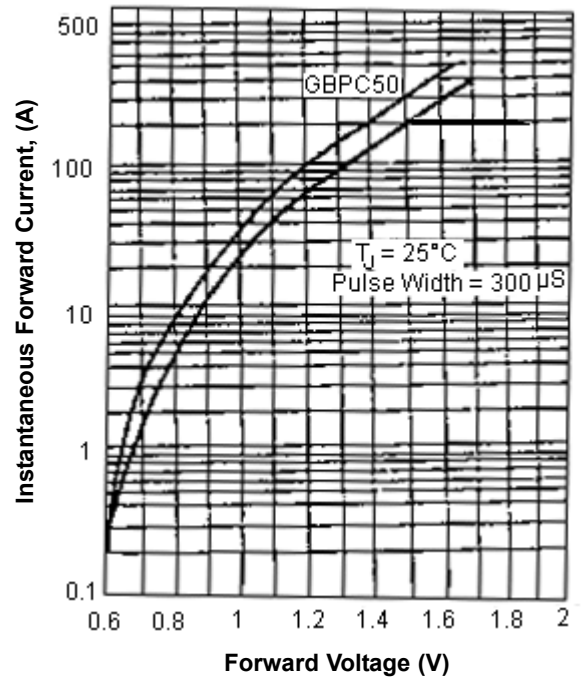
GBPC Series



Typical Reverse Characteristics



Typical Forward Characteristics



Part Number Table

Description	Part Number
Bridge Rectifier, 50 A, 200 V	GBPC5002
Bridge Rectifier, 50 A, 600 V	GBPC5006

Important Notice : This data sheet and its contents (the "Information") belong to the members of the Premier Farnell group of companies (the "Group") or are licensed to it. No licence is granted for the use of it other than for information purposes in connection with the products to which it relates. No licence of any intellectual property rights is granted. The Information is subject to change without notice and replaces all data sheets previously supplied. The Information supplied is believed to be accurate but the Group assumes no responsibility for its accuracy or completeness, any error in or omission from it or for any use made of it. Users of this data sheet should check for themselves the Information and the suitability of the products for their purpose and not make any assumptions based on information included or omitted. Liability for loss or damage resulting from any reliance on the Information or use of it (including liability resulting from negligence or where the Group was aware of the possibility of such loss or damage arising) is excluded. This will not operate to limit or restrict the Group's liability for death or personal injury resulting from its negligence. Multicomp is the registered trademark of the Group. © Premier Farnell plc 2012.