



Description

A 6 figure general purpose, rugged, electromechanical counter, either panel or base mounted, with manual knob reset or key reset. Frame and housing provides rigid support for accurate alignment and trouble-free use. Distinctive numerals enhance visibility under adverse viewing conditions.

Features

- Panel or base mount
- Rigid support for accurate alignment
- Enhanced visibility
- Manual knob or key reset

Options

- Voltages
- Lead lengths
- Terminations
- Mounting
- 1071-024S - additional key for model 1026

Specifications

Figures: 6 figures, white on black, 0.19" [5mm] high
Reset: Knob, lock and key, or non-reset
Speed: 1,000 counts/minute (min. 30ms - on, 30ms - off)
Voltage: 24, 115, 230 VAC or 24 VDC (+/- 10%, but not to exceed 10 volts)
Power: 7.8 watts (nominal)

Mounting: Base or panel
Terminations: (2)#22 AWG 105°C wire leads, 8" [203mm] long
Operating Life: Beyond 50 million counts
Temp. Range: -15°F to +140°F [-26°C to +60°C]
Approvals: UL Recognized, CSA Certified, CE Compliant
Weight: 18 to 22 oz. [510 to 624g]

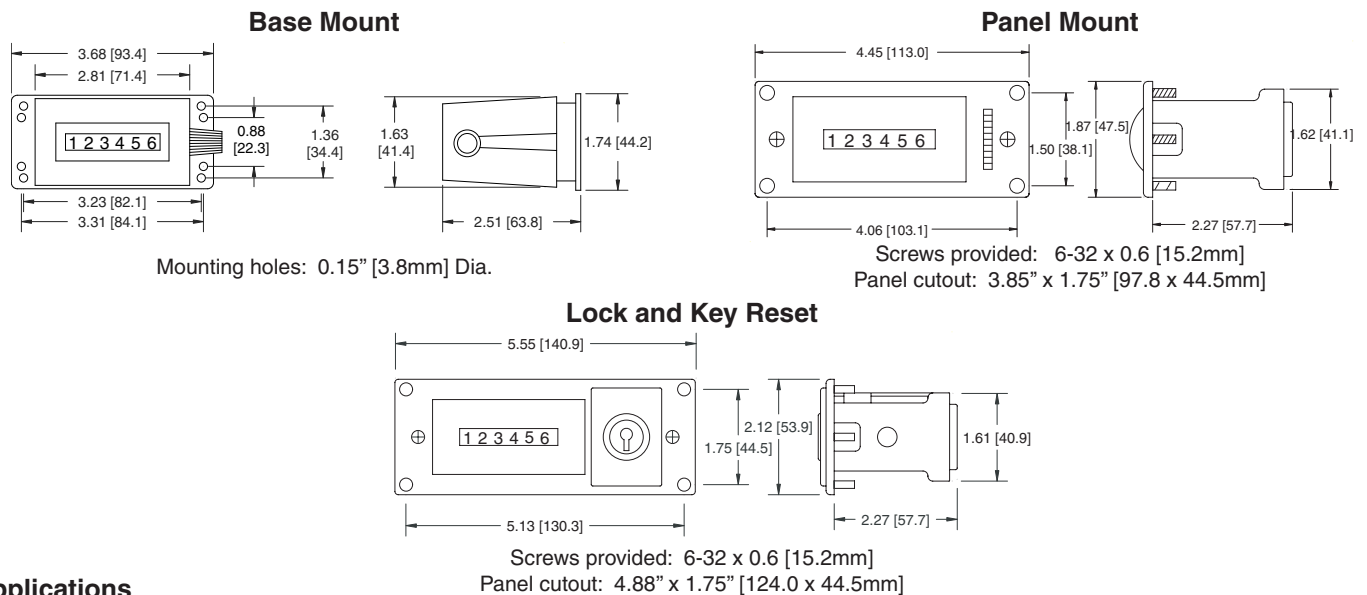
Models Description

2-1006	115VAC, base mount, knob reset
P2-1006	115VAC, panel mount, knob reset
P32-1026	115VAC, panel mount, lock and key reset

Models Description

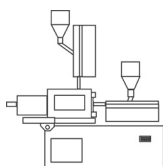
* Items in bold are normally in factory stock.

Dimensions

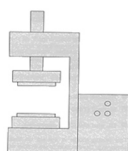


Applications

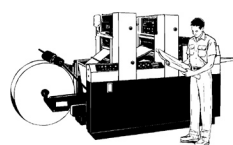
Molding machines




Punch press



Printing presses



Test labs



Secondary Machines

