

preliminary specification for release

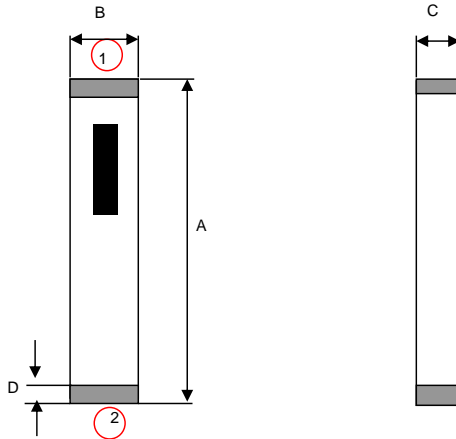
Kunde / customer : _____
 Artikelnummer / part number : **7488910043**
 Bezeichnung : **SMD Antenne WE-MCA**
 description : **Chip-Antenna WE-MCA**

LF



DATUM / DATE : 2012-08-07

A Mechanische Abmessungen / dimensions:




size	11 x 5,1	
------	-----------------	--

A	25 ± 0,2	mm
B	5 ± 0,2	mm
C	1,2 ± 0,1	mm
D	1,0 ± 0,2	mm
1	Feeding Point	
2	NC	

B Elektrische Eigenschaften / electrical properties:

Eigenschaften / properties	Testbedingungen / test conditions		Wert / value	Einheit / unit	tol.
Frequenzbereich / frequency range		f	423 ... 443	MHz	
VSWR			2,0		max.
Impedanz / impedance		Z	50	Ω	
Antennengewinn / peak gain	(XZ-V)	A	-4,0	dBi	typ.
Antennengewinn / average gain	(XZ-V)	A	-4,0	dBi	typ.

C Abbildung / appearance:



D Prüfgeräte / test equipment:

Agilent E5071A

E Testbedingungen / test conditions:

Luftfeuchtigkeit / humidity: 50 ~ 70%
 Umgebungstemperatur / temperature: 20 C ~ 25 C

F Werkstoffe & Zulassungen / material & approvals:

Basismaterial / base material: Keramik / ceramic
 Kontakt Material / contact plating: Ag + Ni + Sn

G Eigenschaften / general specifications:

Betriebstemp. / operating temperature: -40°C ~ +85°C
 Lagerbedingung / storage conditions: 5°C ~ 35°C
 45 ~ 75% RH
 Leistung / power capacity : 2 W max.

Freigabe erteilt / general release:	Kunde / customer		
Datum / date	Unterschrift / signature		
	Würth Elektronik		
Geprüft / checked	Kontrolliert / approved		
	HBH	Version 1	12-08-07
	Name	Änderung / modification	Datum / date

Würth Elektronik eiSos GmbH & Co.KG

D-74638 Waldenburg · Max-Eyth-Str. 1 · Germany · Telefon (+49) (0) 7942 - 945 - 0 · Telefax (+49) (0) 7942 - 945 - 400
<http://www.we-online.de>

Spezifikation für Freigabe / specification for release

Kunde / customer : _____
Artikelnummer / part number : **7488910043**
Bezeichnung : **SMD Antenne WE-MCA**
description : **Chip-Antenna WE-MCA**

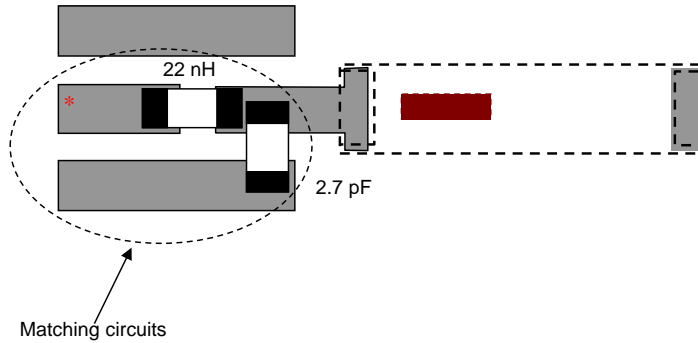
LF



DATUM / DATE : 2012-08-07

H Lötpadempfehlung / solder pads:

With Matching Circuit:

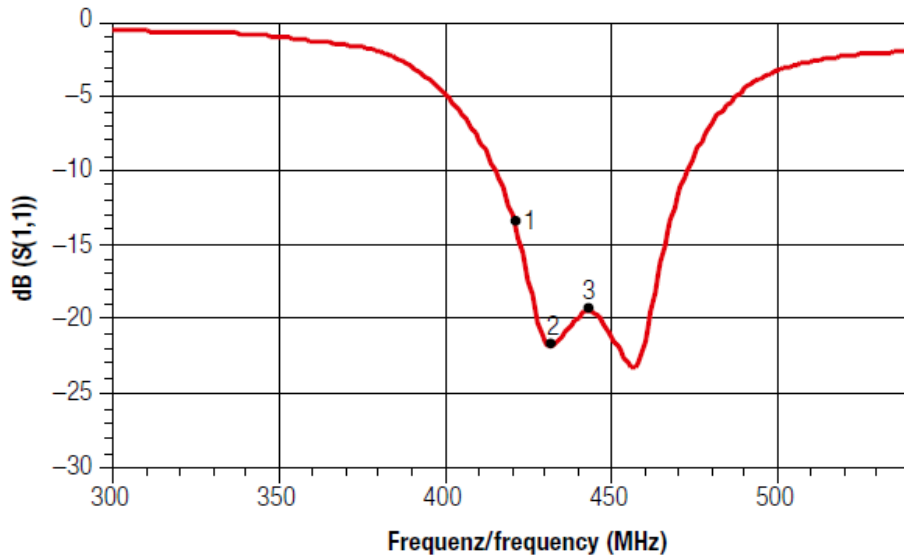


(Matching circuit and component values will be different, depending on PCB layout)

*Line width should be designed to match 50Ω characteristic impedance, depending on PCB material and thickness.
(Matching circuit and component values will be different, depending on PCB layout)

K Messdiagramme/ measuring diagrams:

With Matching Circuit:



1: 423 MHz -15.4 dB
2: 433 MHz -21.7 dB
3: 443 MHz -19.4 dB

Würth Elektronik eiSos GmbH & Co.KG

D-74638 Waldenburg · Max-Eyth-Str. 1 · Germany · Telefon (+49) (0) 7942 - 945 - 0 · Telefax (+49) (0) 7942 - 945 - 400
<http://www.we-online.de>

Spezifikation für Freigabe / specification for release

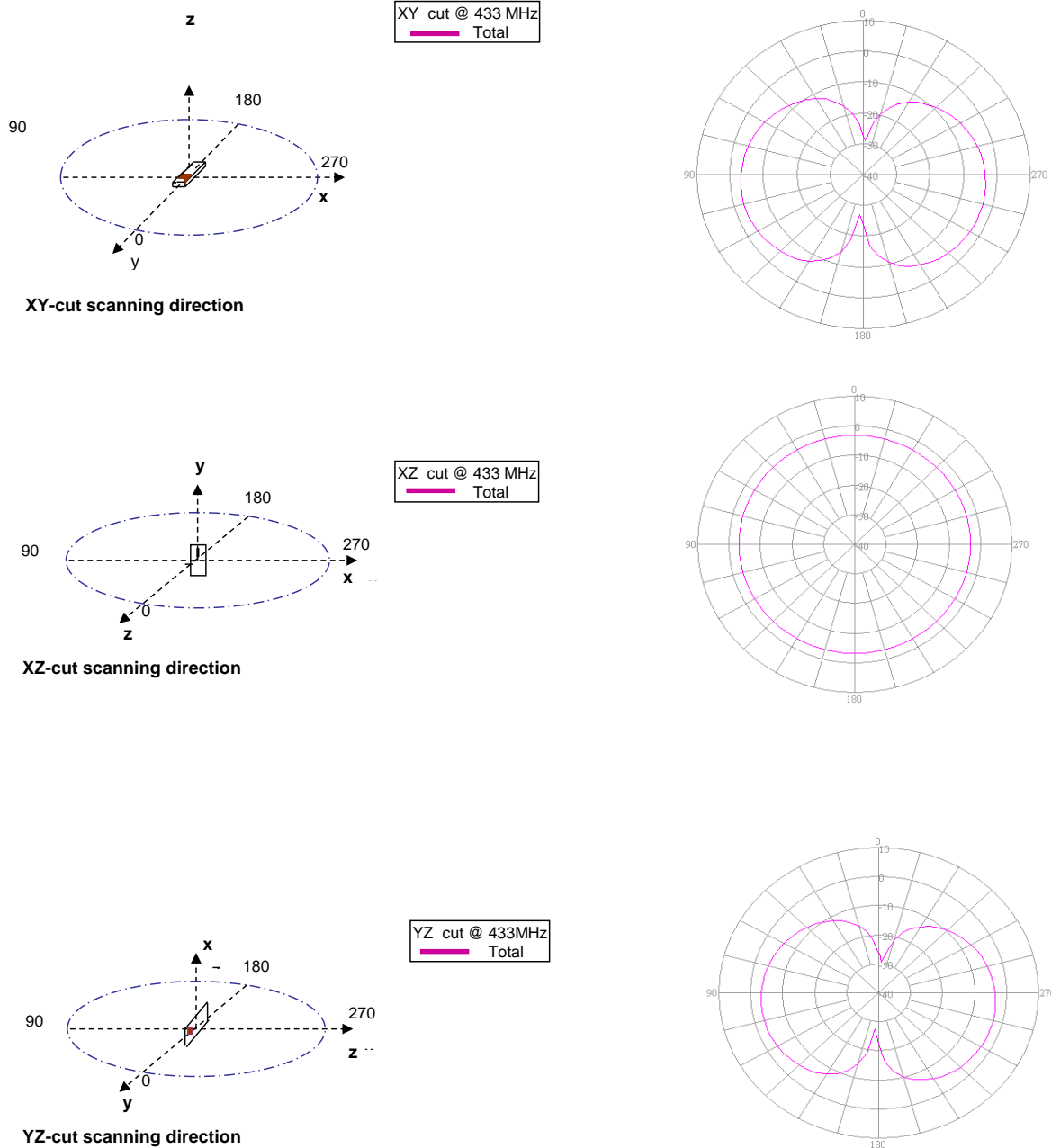
Kunde / customer : _____
 Artikelnummer / part number : **7488910043**
 Bezeichnung : **SMD Antenne WE-MCA**
 description : **Chip-Antenna WE-MCA**

LF



DATUM / DATE : 2012-08-07

L Richtdiagramme / radiation patterns:



Würth Elektronik eiSos GmbH & Co.KG

D-74638 Waldenburg · Max-Eyth-Str. 1 · Germany · Telefon (+49) (0) 7942 - 945 - 0 · Telefax (+49) (0) 7942 - 945 - 400
<http://www.we-online.de>

Spezifikation für Freigabe / specification for release

Kunde / customer : _____

Artikelnummer / part number : **7488910043**

LF

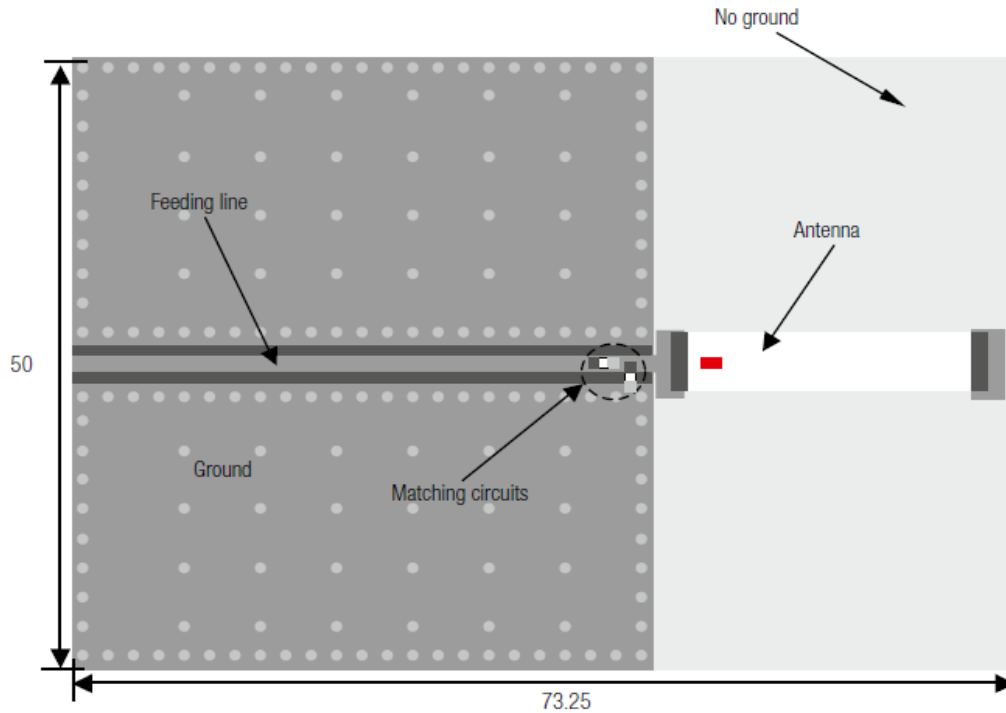


Bezeichnung : **SMD Antenne WE-MCA**

description : **Chip-Antenna WE-MCA**

DATUM / DATE : 2012-08-07

M Testboard / evaluation board:



This electronic component has been designed and developed for usage in general electronic equipment. Before incorporating this component into any equipment where higher safety and reliability is especially required or if there is the possibility of direct damage or injury to human body, for example in the range of aerospace, aviation, nuclear control, submarine, transportation, (automotive control, train control, ship control), transportation signal, disaster prevention, medical, public information network etc, Würth Elektronik eiSos GmbH must be informed before the design-in stage. In addition, sufficient reliability evaluation checks for safety must be performed on every electronic component which is used in electrical circuits that require high safety and reliability functions or performance.

Würth Elektronik eiSos GmbH & Co.KG

D-74638 Waldenburg · Max-Eyth-Str. 1 · Germany · Telefon (+49) (0) 7942 - 945 - 0 · Telefax (+49) (0) 7942 - 945 - 400
<http://www.we-online.de>