

XXX - XX X X X X - X X X XXX

Number of Contacts

- 02, 03,08 Pin

Style

- A – For Cable with S/R
- B – For Cable without S/R
- P – For Panel

Connector Style

- M – Male Connector
- F – Female Connector

Contact Type

- M – Male
- F – Female
- I – I style

Specification

- M8 Size:**
- 8 – M8 Sensor Connector
 - 8P – M8 Plastic Sensor Connector
- M10.5 Size:**
- 105 – M10.5 Sensor Connector
- M12 Size:**
- 12 – M12 M12 I-Style Sensor Connector
 - 12L – M12 LED Sensor Connector
 - 12P – M12 M12 I-Style Plastic Sensor Connector
 - 12S – M12 Shield Sensor Connector
 - 12B – M12 B-Coded Sensor Connector
 - SBL – M12 B-Coded LED Sensor Connector
 - SBP – M12 B-Coded Plastic Sensor Connector
 - SBS – M12 B-Coded Shield Sensor Connector
 - 12D – M12 D-Coded Sensor Connector
 - SDL – M12 D-Coded LED Sensor Connector
 - SDP – M12 D-Coded Plastic Sensor Connector
 - SDS – M12 D-Coded Shield Sensor Connector

Waterproof Rating

- 5 = IP 65
- 6 = IP 66
- 7 = IP 67
- 8 = IP 68

Version

- 000 : Phantom
- Without Cable 001, 002,.....
- For Cable
- A01 - 1M ~ A99 - 99M
 - A – PVC UL2464 Cable
 - B – PU VW-1 Cable

Back Shell

- L – Straight (180° For Cable Type)
- R – Right Angle (90° For Cable Type)
- C – Circular (For Panel Type)
- F – Front Hexagonal (For Panel Type)
- H – Rear Hexagonal (For Panel Type)

Mating Style

- L – Lock
- S – Screw
- Q – Quick



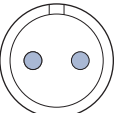
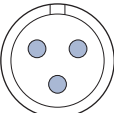
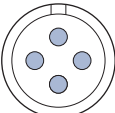
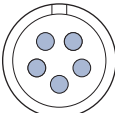
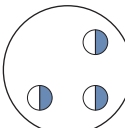
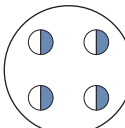
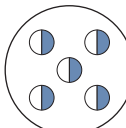
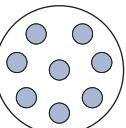
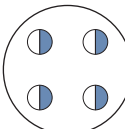
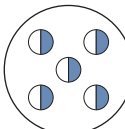
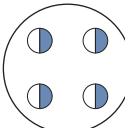
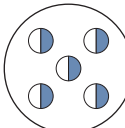
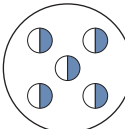






Assembly Style

- M – Molding Type
- A – Assembly Type (Solder) Pins
- B – Assembly Type (Screw) Pins
- C – Assembly Type (IDC) Pins
- S – Solder Type
- P – PCB Type (180°)
- R – PCB Type (90°)

SPECIFICATIONS

No.	Specifications	Standard Value
01. Identifications		M8, M10.5, M12, M12 B-Coded, M12 D-Coded, M12 I-Style
02. Description		Panel Mount, Molded with Cable and Field Installable
03. Current Rating / Pin Arrangements		M8: 5A: 3 and 4 M10.5: 2A: 2 to 5 M12: 2A: 8, 5A: 3 to 5 M12 B-Coded: 5A: 4 and 5 M12 D-Coded: 5A: 4 and 5 M12 I-Style: 5A: 5
04. Material		Contacts: Copper Alloy, Gold Plated Connector Body: Nylon+GF or PU, UL Recognized Shield: Zinc Alloy or Copper Alloy, Nickel Plated
05. Temperature Range		Cable: -25°C to +90°C (PU) -20°C to +80°C (PVC) Connector Body: -25°C to +90°C
06. Waterproof Rating		IP65, IP66, IP67, IP68
07. Contact Resistance		≤10MΩ
08. Insulation Resistance		≥100mΩ at DC 500V
09. Breakdown Voltage		≥AC 500V / 1 Minute
10. Standard Cable Length (for Molded Cable)		1–99M (Standard Cable: UL2464 PVC Jacket or PU)
11. Field Installable		All Solder Contacts Unless And Otherwise Indicated


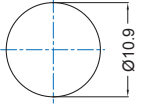



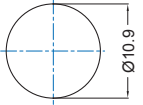


CONTACT PIN ARRANGEMENT

M8				
	5A:3	5A:4		
M10.5				
	2A:2	2A:3	2A:4	2A:5
M12				
	5A:3	5A:4	5A:5	2A:8
M12 B-Coded				
	5A:4	5A:5		
M12 D-Coded				
	5A:4	5A:5		
M12 I Style				
	5A:5			
	 2A	 5A	 Female Connector Female Pin	 Female Connector Male Pin
			 Male Connector Male Pin	 Male Conn Female Pin

Female Connector		Mating Parts		Accessories
CONNECTOR	P/N	CONNECTOR	P/N	
 <p>LTW8-△PFFS-SH7△</p> <p>FEATURES:</p> <ul style="list-style-type: none"> • Screw Type • Rear Mounting • Solder Contacts • IP 67 • △ Available in 3 and 4 Pins • △ Means Different Versions <p>PANEL CUT-OUT</p> 		 <p>LTW8-△AMMM-SL7△XX</p> <p>FEATURES:</p> <ul style="list-style-type: none"> • Screw Type with SR • 180° Molded with Cable • △ Available in 3 and 4 Pins • △ Available in PVC or PU Cable • IP 67 		
			 <p>LTW8-△AMMM-SR7△XX</p> <p>FEATURES:</p> <ul style="list-style-type: none"> • Screw Type with SR • 90° Molded with Cable • △ Available in 3 and 4 Pins • △ Available in PVC or PU Cable • IP 67 	 <p>Cap-Screw (for Female)</p>
			 <p>LTW8-△BMMM-SL7△XX</p> <p>FEATURES:</p> <ul style="list-style-type: none"> • Screw Type without SR • 180° Molded with Cable • △ Available in 3 and 4 Pins • △ Available in PVC or PU Cable • IP 67 	
			 <p>LTW8-△BMMM-SR7△XX</p> <p>FEATURES:</p> <ul style="list-style-type: none"> • Screw Type without SR • 90° Molded with Cable • △ Available in 3 and 4 Pins • △ Available in PVC or PU Cable • IP 67 	 <p>Cap-Screw (for Male)</p>
			 <p>LTW8P-04BMMB-SL7001</p> <p>FEATURES:</p> <ul style="list-style-type: none"> • Screw Type • Screw in Termination • 180° Field Installable • IP 67 	

Male Connector		Mating Parts of 1 & 2		Accessories
CONNECTOR	P/N	CONNECTOR	P/N	
 1 PANEL CUT-OUT 	LTW8-△PMMS-SH7△ FEATURES: <ul style="list-style-type: none"> Screw Type Rear mounting Solder Contacts IP 67 △ Available in 3 and 4 Pins △ Means Different Versions 	 LTW8-△AFFM-SL7△XX FEATURES: <ul style="list-style-type: none"> Screw Type with SR 180° Molded with Cable △ Available in 3 and 4 Pins △ Available in PVC or PU Cable IP 67 	LTW8-△AFFM-SR7△XX FEATURES: <ul style="list-style-type: none"> Screw Type with SR 90° Molded with Cable △ Available in 3 and 4 Pins △ Available in PVC or PU Cable IP 67 	 Cap-Screw (for Female)
		 LTW8-△AFFM-SR7△XX FEATURES: <ul style="list-style-type: none"> Screw Type with SR 90° Molded with Cable △ Available in 3 and 4 Pins △ Available in PVC or PU Cable IP 67 	LTW8-△BFFM-SL7△XX FEATURES: <ul style="list-style-type: none"> Screw Type without SR 180° Molded with Cable △ Available in 3 and 4 Pins △ Available in PVC or PU Cable IP 67 	
 2 PANEL CUT-OUT 	LTW8-△PMM△-SF7△ FEATURES: <ul style="list-style-type: none"> Screw Type Hexagonal Backshell Solder Contacts IP 67 △ Available in 3 and 4 Pins △ Solder or PCB Contacts △ Means Different Versions 	 LTW8-△BFFM-SL7△XX FEATURES: <ul style="list-style-type: none"> Screw Type without SR 180° Molded with Cable △ Available in 3 and 4 Pins △ Available in PVC or PU Cable IP 67 	LTW8-△BFFM-SR7△XX FEATURES: <ul style="list-style-type: none"> Screw Type without SR 90° Molded with Cable △ Available in 3 and 4 Pins △ Available in PVC or PU Cable IP 67 	 Cap-Screw (for Male)
		 LTW8-△BFFM-SR7△XX FEATURES: <ul style="list-style-type: none"> Screw Type without SR 90° Molded with Cable △ Available in 3 and 4 Pins △ Available in PVC or PU Cable IP 67 	LTW8P-04BFFB-SL7001 FEATURES: <ul style="list-style-type: none"> Screw Type Screw in Termination 180° Field Installable IP 67 5A: 4 	

Male Connector		Mating Parts		Accessories
CONNECTOR	P/N	CONNECTOR	P/N	
 1 PANEL CUT-OUT 	LTW8P-△PMM△-SF7△ FEATURES: <ul style="list-style-type: none"> Quick Type Screw Type Hexagonal Backshell IP 67 △ Available in 3 and 4 Pins △ Solder or PCB Contacts △ Means Different Versions 	 LTW8P-△AFFM-QL5△XX FEATURES: <ul style="list-style-type: none"> Quick Type with Strain Relief 180° Molded with Cable △ Available in 3 and 4 Pins △ Available in PVC or PU Cable IP 65 	LTW8P-04BFFB-SL7001 FEATURES: <ul style="list-style-type: none"> Screw Type Screw in Termination 180° Field Installable IP 67 5A: 4 Pins 	 Cap-Screw (for Female)
		 LTW8P-04BFFB-SL7001 FEATURES: <ul style="list-style-type: none"> Screw Type Screw in Termination 180° Field Installable IP 67 5A: 4 Pins 	LTW8P-△AFFM-SL7△XX LTW8P-△AFFM-SR7△XX FEATURES: <ul style="list-style-type: none"> Screw Type with SR 180° Molded with Cable 90° Molded with Cable △ Available in 3 and 4 Pins △ Available in PVC or PU Cable 	
 2	LTW8P-04BMMB-SL7001 FEATURES: <ul style="list-style-type: none"> Screw Type Screw in Termination 180° Field Installable IP 67 5A: 4 Pins 	 LTW8P-△AFFM-SL7△XX LTW8P-△AFFM-SR7△XX FEATURES: <ul style="list-style-type: none"> Screw Type with SR 180° Molded with Cable 90° Molded with Cable △ Available in 3 and 4 Pins △ Available in PVC or PU Cable 	LTW8P-△AMMM-SR7△XX FEATURES: <ul style="list-style-type: none"> Screw Type with SR 90° Molded with Cable △ Available in 3 and 4 Pins △ Available in PVC or PU Cable 	 Cap-Screw (for Male)
		 LTW8P-△AMMM-SR7△XX FEATURES: <ul style="list-style-type: none"> Screw Type with SR 90° Molded with Cable △ Available in 3 and 4 Pins △ Available in PVC or PU Cable 	LTW8P-△AMMM-SL7△XX FEATURES: <ul style="list-style-type: none"> Screw Type with SR 180° Molded with Cable △ Available in 3 and 4 Pins △ Available in PVC or PU Cable 	
 3	LTW8P-△AMMM-SL7△XX FEATURES: <ul style="list-style-type: none"> Screw Type with SR 180° Molded with Cable △ Available in 3 and 4 Pins △ Available in PVC or PU Cable 	 LTW8P-△AFFM-SL7△XX LTW8P-△AFFM-SR7△XX FEATURES: <ul style="list-style-type: none"> Screw Type with SR 180° Molded with Cable 90° Molded with Cable △ Available in 3 and 4 Pins △ Available in PVC or PU Cable 	LTW8P-△AMMM-SR7△XX FEATURES: <ul style="list-style-type: none"> Screw Type with SR 90° Molded with Cable △ Available in 3 and 4 Pins △ Available in PVC or PU Cable 	 Cap-Screw (for Male)
			 LTW8P-△AMMM-SR7△XX FEATURES: <ul style="list-style-type: none"> Screw Type with SR 90° Molded with Cable △ Available in 3 and 4 Pins △ Available in PVC or PU Cable 	
 4	LTW8P-△BMMM-SL7△XX FEATURES: <ul style="list-style-type: none"> Screw Type without SR 180° Molded with Cable △ Available in 3 and 4 Pins △ Available in PVC or PU Cable 	 LTW8P-△BFFM-SL7△XX LTW8P-△BFFM-SR7△XX FEATURES: <ul style="list-style-type: none"> Screw Type without SR 180° Molded with Cable 90° Molded with Cable △ Available in 3 and 4 Pins △ Available in PVC or PU Cable 	LTW8P-△BMMM-SR7△XX FEATURES: <ul style="list-style-type: none"> Screw Type without SR 90° Molded with Cable △ Available in 3 and 4 Pins △ Available in PVC or PU Cable 	 Cap-Screw (for Male)
			 LTW8P-△BMMM-SR7△XX FEATURES: <ul style="list-style-type: none"> Screw Type without SR 90° Molded with Cable △ Available in 3 and 4 Pins △ Available in PVC or PU Cable 	

Panel (Chassis) Mount		Mating Parts of 1 & 2		Accessories
CONNECTOR	P/N	CONNECTOR	P/N	
 <p>1</p> <p>LTW105-△PMFS-SC7001</p> <p>FEATURES:</p> <ul style="list-style-type: none"> • Screw Type • Solder Contacts • Circular Rear Mounting • IP 67 • △ Available in 2 to 5 Pins <p>PANEL CUT-OUT</p> 		 <p>LTW105-△AFMM-SL7AXX</p> <p>FEATURES:</p> <ul style="list-style-type: none"> • Screw Type with SR • 180° Molded with Cable • PVC Cable • △ Available in 2 to 5 Pins • IP 67 		
			 <p>LTW105-△AFMM-SR7AXX</p> <p>FEATURES:</p> <ul style="list-style-type: none"> • Screw Type with SR • 90° Molded with Cable • PVC Cable • △ Available in 2 to 5 Pins • IP 67 	
 <p>2</p> <p>LTW105-△PMFS-SH7001</p> <p>FEATURES:</p> <ul style="list-style-type: none"> • Screw Type • Solder Contacts • Hexagonal Rear Mounting • IP 67 • △ Available in 2 to 5 Pins <p>PANEL CUT-OUT</p> 		 <p>LTW105-△BFMM-SL7AXX</p> <p>FEATURES:</p> <ul style="list-style-type: none"> • Screw Type without SR • 180° Molded with Cable • PVC Cable • △ Available in 2 to 5 Pins • IP 67 		
			 <p>LTW105-△BFMM-SR7AXX</p> <p>FEATURES:</p> <ul style="list-style-type: none"> • Screw Type without SR • 90° Molded with Cable • PVC Cable • △ Available in 2 to 5 Pins • IP 67 	

Panel (Chassis) Mount		Mating Parts of 1 & 2		Accessories
CONNECTOR	P/N	CONNECTOR	P/N	
 <p>1</p> <p>LTW12-△PFFS-SF8△</p> <p>FEATURES:</p> <ul style="list-style-type: none"> • Screw Type • Hexagonal Backshell • Solder Contacts • IP 68 • △ Available in 3, 4, 5 and 8 Pins (2A: 8, 5A: 3 to 5) • △ Means Different Versions <p>PANEL CUT-OUT</p> 		 <p>LTW12-△AMMM-SL7△XX</p> <p>LTW12-△AMMM-SR7△XX</p> <p>FEATURES:</p> <ul style="list-style-type: none"> • Screw Type with SR • 180° or 90° Molded with Cable • △2A: 8 Pins, 5A: 3 to 5 Pins • △ Available in PVC or PU Cable • IP 67 		 <p>Cap-Screw (for Female)</p>
			 <p>LTW12-△BMMM-SL8△XX</p> <p>LTW12-△BMMM-SR8△XX</p> <p>FEATURES:</p> <ul style="list-style-type: none"> • Screw Type without SR • 180° or 90° Molded with Cable • △2A: 8 Pins, 5A: 3 to 5 Pins • △ Available in PVC or PU Cable • IP 68 	
 <p>2</p> <p>LTW12-△PFFS-SH8△</p> <p>FEATURES:</p> <ul style="list-style-type: none"> • Screw Type • Rear Mounting • Solder Contacts • IP 68 • △ Available in 3, 4, 5 and 8 Pins (2A: 8, 5A: 3 to 5) • △ Means Different Versions <p>PANEL CUT-OUT</p> 		 <p>LTW12S-△BMMM-SL7△XX</p> <p>FEATURES:</p> <ul style="list-style-type: none"> • Screw Type Shielded without SR • 180° Molded with Cable • △2A: 8 Pins, 5A: 3 to 5 Pins • △ Available in PVC or PU Cable • IP 67 		 <p>T Adaptor</p>
			 <p>LTW12-△BMMA-SL8001</p> <p>FEATURES:</p> <ul style="list-style-type: none"> • Screw Type • Solder Contacts • Field Installable • IP 68 • △2A: 8 Pins, 5A: 3 to 5 Pins 	
		 <p>LTW12-△BMMB-SL7001</p> <p>LTW12-△BMMB-SR7001</p> <p>FEATURES:</p> <ul style="list-style-type: none"> • Screw Type • Screw in Termination • 180° or 90° Field Installable • IP 67 • △5A: 3 to 5 Pins 		 <p>Y Adaptor</p>
		 <p>LTWSS-△0000-M00-YSBXX</p> <p>FEATURES:</p> <ul style="list-style-type: none"> • Screw Type • Y Cable Adaptor • PU Cable • IP 68 • △2A: 8 Pins, 5A: 3 to 5 Pins 		

Panel (Chassis) Mount		Mating Parts of 1 & 2		Accessories
CONNECTOR	P/N	CONNECTOR	P/N	
 <p>1</p> <p>LTW12-△PMMS-SF8△</p> <p>FEATURES:</p> <ul style="list-style-type: none"> • Screw Type • Hexagonal Backshell • Solder Contacts • IP 68 • △ Available in 3, 4, 5 and 8 Pins • △ Means Different Versions • 2A: 8 Pins, 5A: 3 to 5 Pins <p>PANEL CUT-OUT</p> 		 <p>LTW12-△AFFM-SL7△XX LTW12-△AFFM-SR7△XX</p> <p>FEATURES:</p> <ul style="list-style-type: none"> • Screw Type with SR • 180° or 90° Molded with Cable • △2A: 8 Pins, 5A: 3 to 5 Pins • △ Available in PVC or PU Cable • IP 67 		 <p>Cap-Screw (for Male)</p>
		 <p>LTW12-△BFFM-SL8△XX LTW12-△BFFM-SR8△XX</p> <p>FEATURES:</p> <ul style="list-style-type: none"> • Screw Type without SR • 180° or 90° Molded with Cable • △2A: 8 Pins, 5A: 3 to 5 Pins • △ Available in PVC or PU Cable • IP 68 		
	<p>LTW12-△PMMP-SF8△</p> <p>FEATURES:</p> <ul style="list-style-type: none"> • Screw Type • Hexagonal Backshell • PCB Contacts • IP 68 • △ Available in 3, 4, 5 and 8 Pins • △ Means Different Versions • 2A: 8 Pins, 5A: 3 to 5 Pins 	 <p>LTW12S-△BFFM-SL7△XX</p> <p>FEATURES:</p> <ul style="list-style-type: none"> • Screw Type Shielded without SR • 180° Molded with Cable • △2A: 8 Pins, 5A: 3 to 5 Pins • △ Available in PVC or PU Cable • IP 67 		 <p>T Cable</p>
		 <p>LTW12L-△BFFM-SR7△XX</p> <p>FEATURES:</p> <ul style="list-style-type: none"> • Screw Type w/LED without SR • 90° Molded with Cable • △5A: 3 to 5 Pins • △ Available in PVC or PU Cable 		
 <p>2</p> <p>LTW12-△PMMS-SH8△</p> <p>FEATURES:</p> <ul style="list-style-type: none"> • Screw Type • Rear Mounting • Solder Contacts • IP 68 • △ Available in 3, 4, 5 and 8 Pins • △ Means Different Versions <p>PANEL CUT-OUT</p> 		 <p>LTW12-△BFFA-SL8001</p> <p>FEATURES:</p> <ul style="list-style-type: none"> • Screw Type • Solder Contacts • Field Installable • △2A: 8 Pins, 5A: 3 to 5 Pins • IP 68 		 <p>I Adaptor</p>
		 <p>LTW12-△BFFB-SL7001 LTW12-△BFFB-SR7001</p> <p>FEATURES:</p> <ul style="list-style-type: none"> • Screw Type • Screw in Termination • 180° or 90° Field installable • △5A: 3 to 5 Pins 		
		 <p>LTWSS-△0000-F00-YSBXX</p> <p>FEATURES:</p> <ul style="list-style-type: none"> • Screw Type • Y Cable Adaptor • PU Cable • △2A: 8 Pins, 5A: 3 to 5 Pins 		
			 <p>Y Adaptor</p>	


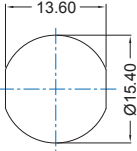






Male Connector		Mating Parts 1~2		Accessories
CONNECTOR	P/N	CONNECTOR	P/N	
 <p>1</p> <p>LTW12P-△BMMA-SL8001</p> <p>FEATURES:</p> <ul style="list-style-type: none"> • Screw Type • Solder Contracts • Field Installable • IP 68 • △ Available in 3, 4, 5 and 8 Pins (2A: 8, 5A: 3 to 5) 		 <p>LTW12P-△BFFM-SL8△XX LTW12P-△BFFM-SR8△XX</p> <p>FEATURES:</p> <ul style="list-style-type: none"> • Screw Type without SR • 180° or 90° Molded with Cable • IP 68 • △ Available in 3, 4, 5 and 8 Pins (2A: 8, 5A: 3 to 5) • △ Available in PVC or PU Cable 		 <p>Cap-Screw (for Female)</p>
		 <p>LTW12P-△BFFA-SL8001</p> <p>FEATURES:</p> <ul style="list-style-type: none"> • Screw Type • Solder Contacts • Field Installable • IP 68 • △ Available in 3, 4, 5 and 8 Pins (2A: 8, 5A: 3 to 5) 		
 <p>2</p> <p>LTW12P-△BMMM-SL8△XX LTW12P-△BMMM-SR8△XX</p> <p>FEATURES:</p> <ul style="list-style-type: none"> • Screw Type without SR • 180° or 90° Molded with Cable • IP 68 • △ Available in 3, 4, 5 and 8 Pins (2A: 8, 5A: 3 to 5) • △ Available in PVC or PU Cable 		 <p>LTW12P-△BFFB-SL7001 LTW12P-△BFFB-SR7001</p> <p>FEATURES:</p> <ul style="list-style-type: none"> • Screw Type • Screw in Termination • Field Installable • IP 67 • △ Available in 3, 4 and 5 Pins (5A: 3 to 5) 		 <p>Cap-Screw (for Male)</p>
		 <p>LTW12P-△PFFP-SF8001</p> <p>FEATURES:</p> <ul style="list-style-type: none"> • Screw Type • PCB Contacts • Hexagonal Backshell • IP 68 • △ Available in 3, 4, 5 and 8 Pins (2A: 8, 5A: 3 to 5) • Only for 1 and 3 		
 <p>3</p> <p>LTW12P-△BMMB-SL7001 LTW12P-△BMMB-SR7001</p> <p>FEATURES:</p> <ul style="list-style-type: none"> • Screw Type • Screw in Termination • Field Installable • IP 67 • △SL7001: Available in 4, 5 Pins • SR7001: Available in 3, 4, 5 Pins 		 <p>LTW12P-△PFFS-SF8001</p> <p>FEATURES:</p> <ul style="list-style-type: none"> • Screw Type • Solder Contacts • Hexagonal Backshell • IP 68 • △ Available in 3, 4, 5 and 8 Pins (2A: 8, 5A: 3 to 5) • Only for 1 and 3 		
				

Panel (Chassis) Mount		Mating Parts of 1 & 2		Accessories
CONNECTOR	P/N	CONNECTOR	P/N	
 <p>1</p> <p>LTW12B-△PFFS-SF8△ LTW12B-△PFFP-SF8△ LTW12B-3PFFS-SF8△</p> <p>FEATURES:</p> <ul style="list-style-type: none"> • Screw Type • Hexagonal Backshell • Front Mounted • Solder or PCB Contacts • IP 68 • △ Available in 3, 4 and 5 Pins • △ Means Different Versions <p>PANEL CUT-OUT</p> 		 <p>LTW12B-△BMMM-SL8△XX LTW12B-△BMMM-SR8△XX</p> <p>FEATURES:</p> <ul style="list-style-type: none"> • Screw Type without SR • 180° or 90° Molded with Cable • IP 68 • △ Available in 4 and 5 Pins • △ Available in PVC or PU Cable 		 <p>Cap-Screw (for Female)</p>
			 <p>LTW12B-△BMMA-SL8001</p> <p>FEATURES:</p> <ul style="list-style-type: none"> • Screw Type • Solder Contacts • Field Installable • IP 68 • △ Available in 3, 4 and 5 Pins 	 <p>Cap-Screw (for Male)</p>
 <p>2</p> <p>LTW12B-△PFFS-SH8△</p> <p>FEATURES:</p> <ul style="list-style-type: none"> • Screw Type • Rear Mounting • Solder Contacts • IP 68 • △ Available in 3, 4 and 5 Pins • △ Means Different Versions <p>PANEL CUT-OUT</p> 		 <p>LTW12B-△BMMB-SL7001 LTW12B-△BMMB-SR7001</p> <p>FEATURES:</p> <ul style="list-style-type: none"> • Screw Type • Screw in Termination • Field Installable • 180° or 90° Field Installable • IP 67 • △ Available in 4 and 5 Pins 		 <p>T Cable</p>
			 <p>LTW12B-△BMMA-SL8001</p> <p>FEATURES:</p> <ul style="list-style-type: none"> • Screw Type • Solder Contacts • Field Installable • IP 68 • △ Available in 3, 4 and 5 Pins 	 <p>T Adaptor</p>
 <p>2</p> <p>LTW12B-△PMMS-SH8△</p> <p>FEATURES:</p> <ul style="list-style-type: none"> • Screw Type • Rear Mounting • Solder Contacts • IP 68 • △ Available in 3, 4 and 5 Pins • △ Means Different Versions <p>PANEL CUT-OUT</p> 		 <p>LTWSB-△0000-M00-YSBXX</p> <p>FEATURES:</p> <ul style="list-style-type: none"> • Screw Type • Y Cable Adaptor • PU Cable • IP 68 • △ Available in 4 and 5 Pins 		 <p>I Adaptor</p>
			 <p>LTWSB-△0000-F00-YSBXX</p> <p>FEATURES:</p> <ul style="list-style-type: none"> • Screw Type • Y Cable Adaptor • PU Cable • IP 68 • △ Available in 4 and 5 Pins 	 <p>Y Adaptor</p>

Panel (Chassis) Mount		Mating Parts of 1 & 2		Accessories
CONNECTOR	P/N	CONNECTOR	P/N	
 <p>1</p> <p>LTW12B-△PMMS-SF8△ LTW12B-△PMMP-SF8△ LTW12B-3PMMS-SF8△</p> <p>FEATURES:</p> <ul style="list-style-type: none"> • Screw Type • Hexagonal Backshell • Solder or PCB Contacts • IP 68 • △ Available in 4 and 5 Pins • △ Means Different Versions <p>PANEL CUT-OUT</p> 		 <p>LTW12B-△BFFM-SL8△XX LTW12B-△BFFM-SR8△XX</p> <p>FEATURES:</p> <ul style="list-style-type: none"> • Screw Type • 180° or 90° In-Line Molded Type (Cable to Cable) without SR • IP 68 • △ Available in 4 and 5 Pins • △ Available in PVC or PU Cable 		 <p>Cap-Screw (for Female)</p>
			 <p>LTW12B-△BFFA-SL8001</p> <p>FEATURES:</p> <ul style="list-style-type: none"> • Screw Type • Solder Contacts • Field Installable • IP 68 • △ Available in 3, 4 and 5 Pins 	 <p>Cap-Screw (for Male)</p>
 <p>2</p> <p>LTW12B-△PMMS-SH8△</p> <p>FEATURES:</p> <ul style="list-style-type: none"> • Screw Type • Rear Mounting • Solder Contacts • IP 68 • △ Available in 3, 4 and 5 Pins • △ Means Different Versions <p>PANEL CUT-OUT</p> 		 <p>LTW12B-△BFFB-SL7001 LTW12B-△BFFB-SR7001</p> <p>FEATURES:</p> <ul style="list-style-type: none"> • Screw Type • Screw in Termination • Field Installable • 180° or 90° Field Installable • IP 67 • △ Available in 4 and 5 Pins 		 <p>T Cable</p>
			 <p>LTW12B-△BFFA-SL8001</p> <p>FEATURES:</p> <ul style="list-style-type: none"> • Screw Type • Solder Contacts • Field Installable • IP 68 • △ Available in 3, 4 and 5 Pins 	 <p>T Adaptor</p>
 <p>2</p> <p>LTW12B-△PMMS-SH8△</p> <p>FEATURES:</p> <ul style="list-style-type: none"> • Screw Type • Rear Mounting • Solder Contacts • IP 68 • △ Available in 3, 4 and 5 Pins • △ Means Different Versions <p>PANEL CUT-OUT</p> 		 <p>LTWSB-△0000-F00-YSBXX</p> <p>FEATURES:</p> <ul style="list-style-type: none"> • Screw Type • Y Cable Adaptor • PU Cable • IP 68 • △ Available in 4 and 5 Pins 		 <p>I Adaptor</p>
			 <p>LTWSB-△0000-M00-YSBXX</p> <p>FEATURES:</p> <ul style="list-style-type: none"> • Screw Type • Y Cable Adaptor • PU Cable • IP 68 • △ Available in 4 and 5 Pins 	 <p>Y Adaptor</p>

Male Connector		Mating Parts of 1~3		Accessories
CONNECTOR	P/N	CONNECTOR	P/N	
 	<p>1</p> <p>LTWSBP-△BMMM-SL8△XX LTWSBP-△BMMM-SR8△XX</p> <p>FEATURES:</p> <ul style="list-style-type: none"> • Screw Type without SR • 180° or 90° Molded with Cable • Solder or PCB Contacts • IP 68 • △ Available in 4 and 5 Pins • △ Available in PVC or PU Cable 	 	<p>LTWSBP-△BFFM-SL8△XX LTWSBP-△BFFM-SR8△XX</p> <p>FEATURES:</p> <ul style="list-style-type: none"> • Screw Type • 180° or 90° In-Line Molded Type (Cable to Cable) without SR • IP 68 • △ Available in 4 and 5 Pins • △ Available in PVC or PU Cable 	 Cap-Screw (for Male)
	<p>2</p> <p>LTWSBP-△BMMA-SL8001</p> <p>FEATURES:</p> <ul style="list-style-type: none"> • Screw Type • Solder Contacts • Field Installable • IP 68 • △ Available in 3, 4 and 5 Pins 		<p>LTWSBP-△BFFA-SL8001</p> <p>FEATURES:</p> <ul style="list-style-type: none"> • Screw Type without SR • Solder Contacts • Field Installable • IP 68 • △ Available in 3, 4 and 5 Pins 	
 	<p>3</p> <p>LTWSBP-△BMMB-SL7001 LTWSBP-△BMMB-SR7001</p> <p>FEATURES:</p> <ul style="list-style-type: none"> • Screw Type • Screw in Termination • 180° or 90° Field Installable • IP 67 • △ Available in 4 and 5 Pins 	 	<p>LTWSBP-△BFFB-SL7001 LTWSBP-△BFFB-SR7001</p> <p>FEATURES:</p> <ul style="list-style-type: none"> • Screw Type • Solder Type • Screw in Termination • 180° or 90° Field Installable • IP 67 • △ Available in 4 and 5 Pins 	 Cap-Screw (for Female)

Panel (Chassis) Mount		Mating Parts of 1 & 2		Accessories		
CONNECTOR	P/N	CONNECTOR	P/N			
  <p>PANEL CUT-OUT</p> <p>13.60 Ø15.40</p>	<p>1</p> <p>LTW12D-△PFFS-SF8△ LTW12D-△PFFP-SF8△ LTW12D-3PFFP-SF8△</p> <p>FEATURES:</p> <ul style="list-style-type: none"> • Screw Type • Hexagonal Backshell • Front Mounted • Solder or PCB Contacts • IP 68 • △ Available in 3, 4 and 5 Pins • △ Means Different Versions 	 	<p>LTW12D-△BMMM-SL8△XX LTW12D-△BMMM-SR8△XX</p> <p>FEATURES:</p> <ul style="list-style-type: none"> • Screw Type without SR • 180° or 90° Molded with Cable • IP 68 • Available in 4 and 5 Pins • Available in PVC or PU Cable • △ 	 Cap-Screw (for Female)		
			<p>LTW12D-△BMMA-SL8001</p> <p>FEATURES:</p> <ul style="list-style-type: none"> • Screw Type • Solder Contacts • Field Installable • IP 68 • △ Available in 3, 4 and 5 Pins 	 T Cable		
		 	<p>LTW12D-△BMMA-SL8001</p> <p>FEATURES:</p> <ul style="list-style-type: none"> • Screw Type • Solder Contacts • Field Installable • IP 68 • △ Available in 3, 4 and 5 Pins 	 T Adaptor		
		  <p>PANEL CUT-OUT</p> <p>13.60 Ø15.40</p>	<p>2</p> <p>LTW12D-△PFFS-SH8△</p> <p>FEATURES:</p> <ul style="list-style-type: none"> • Screw Type • Rear Mounting • Solder Contacts • IP 68 • △ Available in 3, 4 and 5 Pins • △ Means Different Versions 	 	<p>LTW12D-△BMMA-SL8001 LTW12D-△BMMA-SR7001</p> <p>FEATURES:</p> <ul style="list-style-type: none"> • Screw Type • Screw in Termination • 180° or 90° Field Installable • IP 67 • △ Available in 4 and 5 Pins 	 I Adaptor
			<p>LTWSD-△000-M00-YSBXX</p> <p>FEATURES:</p> <ul style="list-style-type: none"> • Screw Type • Y Cable Adaptor • PU Cable • IP 68 • △ 5A: 4 and 5 	 Y Adaptor		

Panel (Chassis) Mount		Mating Parts of 1 & 2		Accessories
CONNECTOR	P/N	CONNECTOR	P/N	
 <p>1</p> <p>LTW12D-△PMMS-SF8△ LTW12D-△PMMP-SF8△ LTW12D-3PMMS-SF8△</p> <p>FEATURES:</p> <ul style="list-style-type: none"> Screw Type Hexagonal Backshell Front Mounted Solder or PCB Contacts IP 68 △ Available in 3, 4 and 5 Pins △ Means Different Versions <p>PANEL CUT-OUT</p> 		 <p>LTW12D-△BFFM-SL8△XX LTW12D-△BFFM-SR8△XX</p> <p>FEATURES:</p> <ul style="list-style-type: none"> Screw Type 180° or 90° In-Line Molded Type (Cable to Cable) without SR IP 68 △ Available in 4 and 5 Pins △ Available in PVC or PU Cable 		 <p>Cap-Screw (for Female)</p>
			 <p>LTW12D-△BFFA-SL8001</p> <p>FEATURES:</p> <ul style="list-style-type: none"> Screw Type Solder Contacts Field Installable IP 68 △ Available in 3, 4 and 5 Pins 	
 <p>2</p> <p>LTW12D-△PMMS-SH8△</p> <p>FEATURES:</p> <ul style="list-style-type: none"> Screw Type Rear Mounted Solder Contacts IP 68 △ Available in 3, 4 and 5 Pins △ Means Different Versions <p>PANEL CUT-OUT</p> 		 <p>LTW12D-△BFFB-SL7001 LTW12D-△BFFB-SR7001</p> <p>FEATURES:</p> <ul style="list-style-type: none"> Screw Type Screw in Termination 180° or 90° Field Installable IP 67 △ Available in 4 and 5 Pins 		 <p>T Adaptor</p>
			 <p>LTWSD-△000-F00-YSBXX</p> <p>FEATURES:</p> <ul style="list-style-type: none"> Screw Type Y Cable Adaptor PU Cable IP 68 △ 5A: 4 and 5 	
				 <p>Y Adaptor</p>

Male Connector		Mating Parts of 1~3		Accessories
CONNECTOR	P/N	CONNECTOR	P/N	
 <p>1</p> <p>LTWSDP-△BMMM-SL8△XX LTWSDP-△BMMM-SR8△XX</p> <p>FEATURES:</p> <ul style="list-style-type: none"> Screw Type 180° or 90° In-Line Molded Type (Cable to Cable) without SR PVC or PU Cable IP 68 △ Available in 4 and 5 Pins △ Available in PVC or PU Cble 		 <p>LTWSDP-△BFFM-SL8△XX LTWSDP-△BFFM-SR8△XX</p> <p>FEATURES:</p> <ul style="list-style-type: none"> Screw Type without SR 180° or 90° In-Line Molded Type (Cable to Cable) without SR IP 68 △ Available in 4 and 5 Pins △ Available in PVC or PU Cable 		 <p>Cap-Screw (for Male)</p>
			 <p>LTWSDP-△BFFA-SL8001</p> <p>FEATURES:</p> <ul style="list-style-type: none"> Screw Type Solder Contacts Field Installable IP 68 △ Available in 3, 4 and 5 Pins 	
 <p>2</p> <p>LTWSDP-△BMMA-SL8001</p> <p>FEATURES:</p> <ul style="list-style-type: none"> Screw Type Solder Contacts Field Installable IP 68 △ Available in 3, 4 and 5 Pins 		 <p>LTWSDP-△BFFA-SL8001</p> <p>FEATURES:</p> <ul style="list-style-type: none"> Screw Type Solder Contacts Field Installable IP 68 △ Available in 3, 4 and 5 Pins 		
			 <p>LTWSDP-△BFFB-SL7001 LTWSDP-△BFFB-SR7001</p> <p>FEATURES:</p> <ul style="list-style-type: none"> Screw Type Screw in Termination 180° or 90° Field Installable IP 67 △ Available in 4 and 5 Pins 	 <p>Cap-Screw (for Female)</p>
 <p>3</p> <p>LTWSDP-△BMMB-SL7001 LTWSDP-△BMMB-SR7001</p> <p>FEATURES:</p> <ul style="list-style-type: none"> Screw Type Screw in Termination 180° or 90° Field Installable IP 67 △ Available in 4 and 5 Pins 		 <p>LTWSDP-△BFFB-SL7001 LTWSDP-△BFFB-SR7001</p> <p>FEATURES:</p> <ul style="list-style-type: none"> Screw Type Screw in Termination 180° or 90° Field Installable IP 67 △ Available in 4 and 5 Pins 		
			 <p>LTWSDP-△BFFB-SL7001 LTWSDP-△BFFB-SR7001</p> <p>FEATURES:</p> <ul style="list-style-type: none"> Screw Type Screw in Termination 180° or 90° Field Installable IP 67 △ Available in 4 and 5 Pins 	

Male Connector		Mating Parts of 1 & 2		Accessories
CONNECTOR	P/N	CONNECTOR	P/N	
 <p>1</p> <p>LTW12-05PFIS-SF8  LTW12-05PFIP-SF8 </p> <p>FEATURES:</p> <ul style="list-style-type: none"> • Screw Type • Hexagonal Backshell • Front Mounted • Solder or PCB Contacts • IP 68 •  Means Different Versions • 5A: 5 <p>PANEL CUT-OUT</p> 		 <p>LTW12-05AMIM-SL7  LTW12-05AMIM-SR7 </p> <p>FEATURES:</p> <ul style="list-style-type: none"> • Screw Type • 180° or 90° In-line Molded Type (Cable to Cable) with SR • IP 67 •  Available in PVC or PU Cable • 5A: 5 	 <p>Cap-Screw (for Female)</p>  <p>Cap-Screw (for Male)</p>	
				 <p>LTW12-05BMIM-SL8  LTW12-05BMIM-SR8 </p> <p>FEATURES:</p> <ul style="list-style-type: none"> • Screw Type • 180° or 90° In-line Molded Type (Cable to Cable) without SR • IP 68 •  Available in PVC or PU Cable • 5A: 5
 <p>2</p> <p>LTW12-05PFIS-SH8 </p> <p>FEATURES:</p> <ul style="list-style-type: none"> • Screw Type • Rear Mounting • Solder Contacts • IP 68 •  Means Different Versions • 5A: 5 <p>PANEL CUT-OUT</p> 		 <p>LTW12-05BMIA-SL8001</p> <p>FEATURES:</p> <ul style="list-style-type: none"> • Screw Type • Solder Contacts • Field Installable • IP 68 • 5A: 5 	 <p>T Adaptor</p> <p>UPON REQUEST</p>  <p>I Adaptor</p> <p>UPON REQUEST</p>  <p>Y Adaptor</p>	
		 <p>LTWSI-050000-M00-YSBXX</p> <p>FEATURES:</p> <ul style="list-style-type: none"> • Screw Type • Y Cable Adaptor • PVC or PU Cable • IP 68 • 5A: 5 	<p>UPON REQUEST</p>  <p>Y Adaptor</p>	

Male Connector		Mating Parts of 1 & 2		Accessories
CONNECTOR	P/N	CONNECTOR	P/N	
 <p>1</p> <p>LTW12-05PMIS-SF8  LTW12-05PMIP-SF8 </p> <p>FEATURES:</p> <ul style="list-style-type: none"> • Screw Type • Hexagonal Backshell • Front Mounted • Solder or PCB Contacts • IP 68 •  Means Different Versions • 5A: 5 <p>PANEL CUT-OUT</p> 		 <p>LTW12-05AFIM-SL7  LTW12-05AFIM-SR7 </p> <p>FEATURES:</p> <ul style="list-style-type: none"> • Screw Type • 180° or 90° In-line Molded Type (Cable to Cable) with SR • IP 67 •  Available in PVC or PU Cable • 5A: 5 	 <p>Cap-Screw (for Female)</p>  <p>Cap-Screw (for Male)</p>	
				 <p>LTW12-05BFIM-SL8  LTW12-05BFIM-SR8 </p> <p>FEATURES:</p> <ul style="list-style-type: none"> • Screw Type • 180° or 90° In-line Molded Type (Cable to Cable) without SR • IP 68 •  Available in PVC or PU Cable • 5A: 5
 <p>2</p> <p>LTW12-05PMIS-SH8 </p> <p>FEATURES:</p> <ul style="list-style-type: none"> • Screw Type • Rear Mounted • Solder Contacts • IP 68 •  Means Different Versions • 5A: 5 <p>PANEL CUT-OUT</p> 		 <p>LTW12-05BFIA-SL8001</p> <p>FEATURES:</p> <ul style="list-style-type: none"> • Screw Type • Solder Contacts • Field Installable • IP 68 • 5A: 5 	 <p>T Adaptor</p> <p>UPON REQUEST</p>  <p>I Adaptor</p> <p>UPON REQUEST</p>  <p>Y Adaptor</p>	
		 <p>LTWSI-050000-F00-YSBXX</p> <p>FEATURES:</p> <ul style="list-style-type: none"> • Screw Type • Y Cable Adaptor • PVC or PU Cable • IP 68 • 5A: 5 	<p>UPON REQUEST</p>  <p>Y Adaptor</p>	

131 M12 I Style Sensor Connector: Male Panel (5A)

Male Connector		Mating Parts of 1 & 2		Accessories
CONNECTOR	P/N	CONNECTOR	P/N	
<p>1</p>  <p>LTW12P-05BMIM-SL8△XX LTW12P-05BMIM-SR8△XX</p> <p>FEATURES:</p> <ul style="list-style-type: none"> • Screw Type • 180° or 90° In-Line Molded Type (Cable to Cable) without SR • △ Available PVC or PU Cable • IP 67 or IP 68 • 5A: 5 		 <p>LTW12P-05BFIM-SL8△XX LTW12P-05BFIM-SR8△XX</p> <p>FEATURES:</p> <ul style="list-style-type: none"> • Screw Type without SR • 180° or 90° In-Line Molded Type (Cable to Cable) without SR • △ Available in PVC or PU Cable • IP 67 or IP 68 • 5A: 5 		 <p>Cap-Screw (for Male)</p>
<p>2</p>  <p>LTW12P-05BMIA-SL8001</p> <p>FEATURES:</p> <ul style="list-style-type: none"> • Screw Type • Solder Contacts • Field Installable • IP 68 • 5A: 5 		 <p>LTW12P-05BFIA-SL8001</p> <p>FEATURES:</p> <ul style="list-style-type: none"> • Screw Type • Solder Contacts • Field Installable • IP 68 • 5A: 5 		 <p>Cap-Screw (for Female)</p>