

Standard Recovery Power Diode



Features:

- For surface mounted application
- Glass passivated junction chip
- Low forward voltage drop
- Easy pick and place
- High surge current capability
- High temperature soldering : 250°C/10 seconds at terminals

Specifications:

Diode Type	: Standard Recovery
Diode Configuration	: Single
Forward Current $I_f(AV)$: 3A
Forward Voltage V_F Max.	: 1.15V
Reverse Recovery Time t_{rr} Max	: 2.5 μ s
Forward Surge Current I_{FSM} Max	: 100A
Diode Case Style	: DO-214AB
No. of Pins	: 2
Diode Polarity	: Cathode
External Depth	: 6.22mm
External Length / Height	: 2.62mm
External Width	: 7.11mm
Operating Temperature	: 150°C
Termination Type	: SMD

Mechanical Data:

Cases	: Moulded plastic
Terminals	: Solder plated
Polarity	: Indicated by cathode band

Maximum Ratings and Electrical Characteristics:

Rating at 25°C ambient temperature unless otherwise specified. Single phase, half wave, 60Hz, resistive or inductive load.
For capacitive load, derate current by 20%.

Type Number	S3A	S3D	S3G	S3J	Unit
Maximum recurrent peak reverse voltage	50	200	400	600	V
Maximum RMS voltage	35	140	280	420	
Maximum DC blocking voltage	50	200	400	600	

Standard Recovery Power Diode



Type Number	S3A	S3D	S3G	S3J	Unit
Maximum average forward rectified current at $T_L = 75^\circ\text{C}$	3				A
Peak forward surge current, 8.3ms single half sine-wave superimposed on rated load (JEDEC method)	100				
Maximum Instantaneous forward voltage at 3A	1.15				V
Maximum DC reverse current at $T_A = 25^\circ\text{C}$ at rated DC blocking voltage at $T_A = 125^\circ\text{C}$	10 250				μA
Maximum reverse recovery time (Note 1)	2.5				μS
Typical junction capacitance (Note 2)	60				pF
Operating temperature range T_j	-55 to +150				$^\circ\text{C}$
Storage temperature range T_{STG}					

Notes:

1. Reverse recovery test conditions: $I_F = 0.5\text{A}$, $I_R = 1\text{A}$, $I_{RR} = 0.25\text{A}$
2. Measured at 1MHz and applied $V_R = 4\text{V}$

Ratings and Characteristic Curves:

Figure 1 Maximum Forward Current Derating Curve

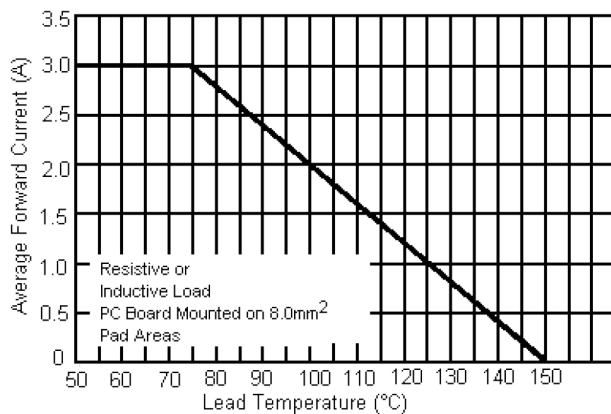
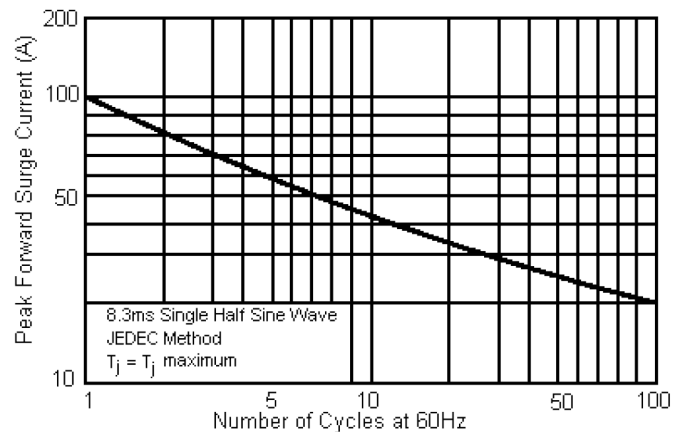


Figure 2 Maximum Non-Repetitive Forward Surge Current



Standard Recovery Power Diode



Figure 3 Typical Forward Characteristics

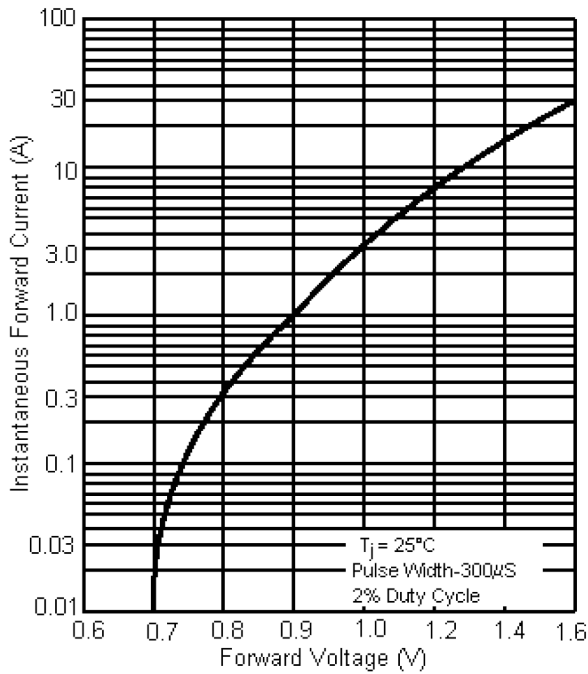


Figure 4 Typical Reverse Characteristics

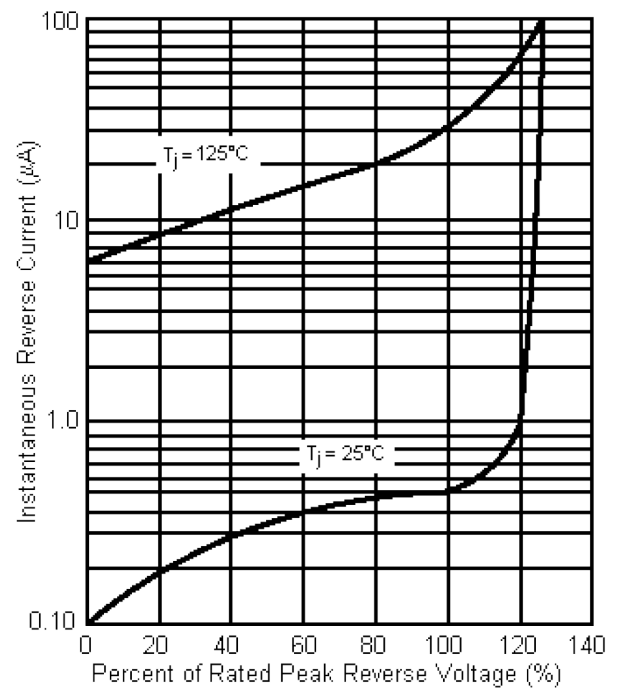
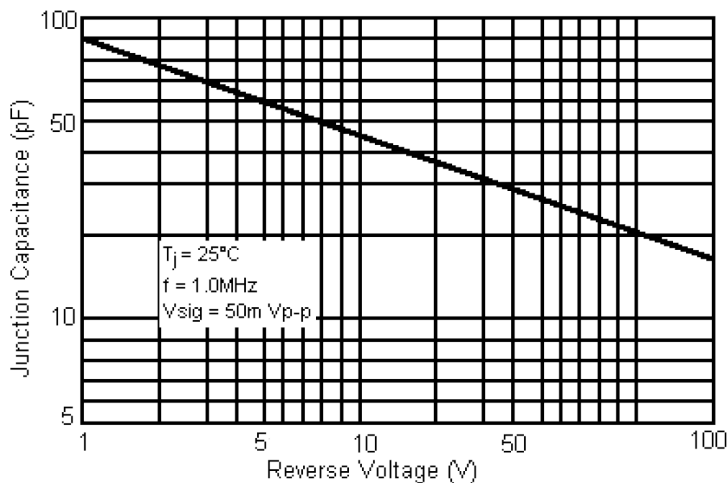


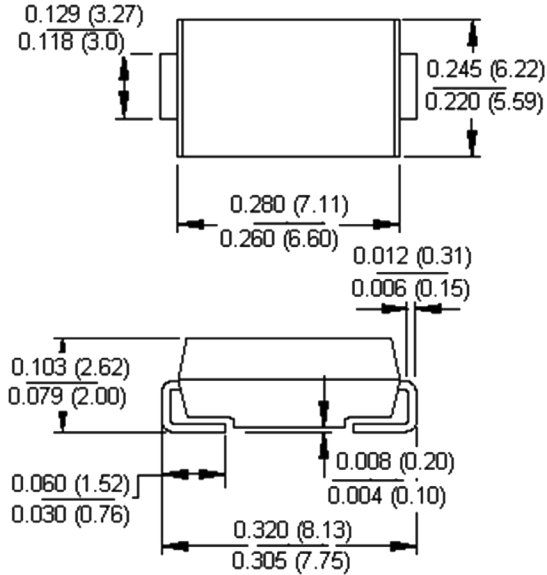
Figure 5 Typical Junction Capacitance



Standard Recovery Power Diode

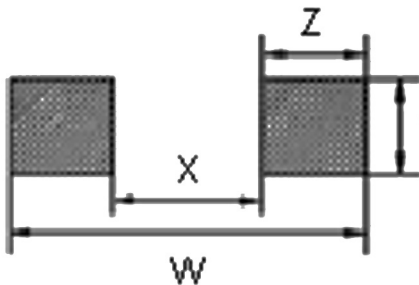


SMC/DO-214AB



Dimensions : Inches (Millimetres)

Foot Print



Dimensions:

Length	Depth	Width	X	Y	Z
8.13	2.62	6.22	5.08	3.2	1.52

Dimensions : Millimetres

Part Number Table

Description	V _{RRM} maximum (V)	I _{AV} (A)	I _{FSM} (A)	V _F (V) at I _F = 1A at 25°C	Package	Part Number
Diode, Standard, 3A, 50V, SMD	50	3	100	1.15	DO-214AB (SMC)	S3A
Diode, Standard, 3A, 200V, SMD	200					S3D
Diode, Standard, 3A, 400V, SMD	400					S3G
Diode, Standard, 3A, 600V, SMD	600					S3J

Important Notice : This data sheet and its contents (the "Information") belong to the members of the Premier Farnell group of companies (the "Group") or are licensed to it. No licence is granted for the use of it other than for information purposes in connection with the products to which it relates. No licence of any intellectual property rights is granted. The Information is subject to change without notice and replaces all data sheets previously supplied. The Information supplied is believed to be accurate but the Group assumes no responsibility for its accuracy or completeness, any error in or omission from it or for any use made of it. Users of this data sheet should check for themselves the Information and the suitability of the products for their purpose and not make any assumptions based on information included or omitted. Liability for loss or damage resulting from any reliance on the Information or use of it (including liability resulting from negligence or where the Group was aware of the possibility of such loss or damage arising) is excluded. This will not operate to limit or restrict the Group's liability for death or personal injury resulting from its negligence. Multicomp is the registered trademark of the Group. © Premier Farnell plc 2012.

www.element14.com
www.farnell.com
www.newark.com

