



Surface Mount Power MOSFETs
N-Channel, Specifications & Pricing

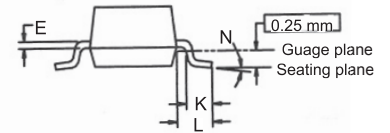
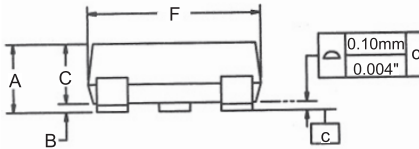
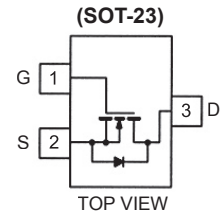
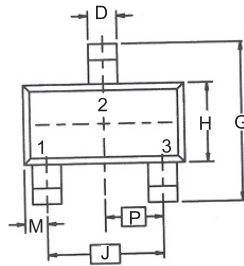


N-Channel MOSFETs
Electrical Characteristics

Part Number	Package	V _{(BR)DSS} Min (V)	r _{DS(on)} Max (Ω)	V _{GS(th)} (V)	I _D (A)	T _J , T _{stg}
SI2302ADS-T1-E3	SOT-23	20	0.060 @ V _{GS} = 4.5V	0.65 ~ 1.2	2.4	-55 ~ +150°C
SI2304BDS-T1-E3	SOT-23	30	0.070 @ V _{GS} = 10V	1.5 ~ 3.0V	3.2	-55 ~ +150°C
SI2308DS-T1-E3	SOT-23	60	0.16 @ V _{GS} = 10V	1.5	2.0	-55 ~ +150°C
SI2312DS-T1-E3	SOT-23	20	0.033 @ V _{GS} = 4.5V	0.45 ~ 0.85	4.9	-55 ~ +150°C
SI4410DY-T1-A-E3	SOIC8	30	0.135 @ V _{GS} = 10V	1.0 ~ 3.0	10	-55 ~ +150°C
2N7002-T1-E3	SOT-23	60	7.5 @ V _{GS} = 10V	1.0 ~ 2.5	0.115	-55 ~ +150°C

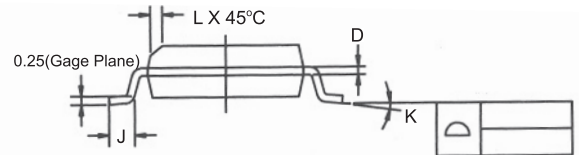
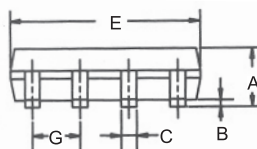
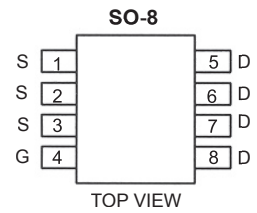
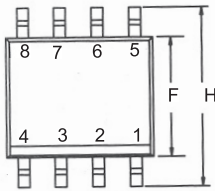
Package Dimensions (SOT-23)

Dim	Millimeters		Inches	
	Min	Max	Min	Max
A	0.8900	1.1200	0.0350	0.0440
B	0.0100	0.1000	0.0004	0.0040
C	0.8800	1.0200	0.0346	0.0400
D	0.3500	0.5060	0.0140	0.0200
E	0.0850	0.1800	0.0030	0.0070
F	2.800	3.0400	0.1100	0.1200
G	2.100	2.6400	0.0830	0.1040
H	1.200	1.4000	0.0470	0.0550
P	0.9500 BSC		0.0374 Ref	
J	1.9000 BSC		0.0748 Ref	
K	0.4000	0.6000	0.0160	0.0240
L	0.6400 Ref		0.0250 Ref	
M	0.5000 Ref		0.0200 Ref	
N	3°	8°	3°	8°



Package Dimensions (SOIC-8)

Dim	Millimeters		Inches	
	Min	Max	Min	Max
A	1.3500	1.7500	0.0530	0.0690
B	0.1000	0.2000	0.0040	0.0080
C	0.3500	0.5100	0.0140	0.0200
D	0.1900	0.2500	0.0075	0.010
E	4.8000	5.0000	0.1890	0.1960
F	3.8000	4.0000	0.1500	0.1570
G	1.2700 BSC		0.0500 BSC	
H	5.8000	6.2000	0.2280	0.2440
L	0.2500	0.5000	0.0100	0.0200
J	0.5000	0.9300	0.0200	0.0370
K	0°	8°	0°	8°



Surface Mount Power MOSFETs
P-Channel, Specifications Pricing



P-Channel MOSFETs
Electrical Characteristics

Part Number	Package	V _{DS} Min (V)	r _{DS(on)} Max (Ω)	V _{GS(th)} (V)	I _D (A)	T _J , T _{stg}
SI2301BDS-T1-E3	SOT-23	-20	0.100 @ V _{GS} = -4.5V	-0.45 ~ 0.95V	-2.4	-55 ~ +150°C
SI2303BDS-T1-E3	SOT-23	-30	0.200 @ V _{GS} = -10V	-1.0V ~ -3.0V	-1.4	-55 ~ +150°C
SI2305DS-T1-E3	SOT-23	-8	0.052 @ V _{GS} = -4.5V	-0.45V	±3.5	-55 ~ +150°C
SI2309DS-T1-E3	SOT-23	-60	0.340 @ V _{GS} = -4.5V	-1.0V	-1.25	-55 ~ +150°C
SI2315DS-T1-E3	SOT-23	-12	0.055 @ V _{GS} = -4.5V	-0.45V	±3.5	-55 ~ +150°C

Package Dimensions (SOT-23)

Dim	Millimeters		Inches	
	Min	Max	Min	Max
A	0.8900	1.1200	0.0350	0.0440
B	0.0100	0.1000	0.0004	0.0040
C	0.8800	1.0200	0.0346	0.0400
D	0.3500	0.5060	0.0140	0.0200
E	0.0850	0.1800	0.0030	0.0070
F	2.800	3.0400	0.1100	0.1200
G	2.100	2.6400	0.0830	0.1040
H	1.200	1.4000	0.0470	0.0550
I	0.9500 BSC		0.0374 Ref	
J	1.9000 BSC		0.0748 Ref	
K	0.4000	0.6000	0.0160	0.0240
L	0.6400 Ref		0.0250 Ref	
M	0.5000 Ref		0.0200 Ref	
N	3°	8°	3°	8°

