

AIRPAX

Supplementary Circuit Protector ATR20

The ATR20 circuit protector is a single pole, thermally operated, snap-action overload protector, with a manual, push-to-reset mechanism providing reliable 'trip-free' operation on overloads and short-circuits within the maximum capacity specified. A high contact force is maintained until the contacts break due to overload through the snap-action bimetal disc.

OPERATION:

The entire mechanism of the circuit protector is based on the use of a snap-action cantilevered, thermo-bimetal disc profile with silver alloy contacts, designed to open in the event of a current flow in excess of the rated current, according to the time/current characteristics of the device. The contacts open and close with a positive snap action and the tripped state is clearly indicated by the extended projection of the reset button.


TIME & CURRENT CHARACTERISTICS:

The standard characteristic is valid for ambient temperature of 25°C. If the device is to be used in an ambient temperature other than 25°C, allowance must be made when selecting the current rating according to the following guidelines:

MULTIPLIER	Ambient temp. (°C)						
	-20°C	-10°C	0°C	10°C	25°C	30°C	35°C
2.5A	0.58	0.6	0.7	0.8	1	1	
3A to 4A	0.8	0.85	0.9	0.9	1	1	1.1

MULTIPLIER	Ambient temp. (°C)							
	-20°C	-10°C	0°C	10°C	25°C	40°C	50°C	60°C
5A to 20A	0.8	0.85	0.88	0.9	1	1.1	1.3	1.4

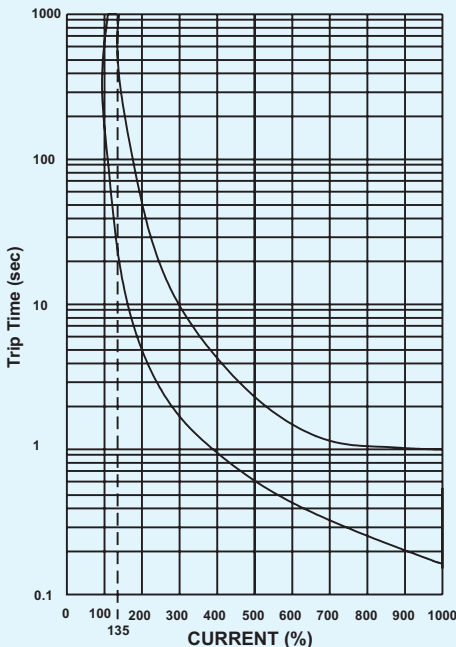
Example:
 Normal continuous current 5.0A
 Ambient temperature 40°C
 Multiplication factor 1.1
 Selected rated current at 40°C
 ambient temperature 5.0 x 1.1 = 5.5
 Select 6.0A (nearest)



Technical Data

Application Type	General Industrial Ref. CSA 22.2 No. 235-04
Function	SPST
Standard Ratings (Amps)	2.5, 3, 4, 5, 6, 7, 8, 10, 12, 15, 16, 20 AC - inductive DC - resistive
Rated Voltage	125 / 250 VAC 50/60 Hz, 50VDC
Method of Tripping	Thermal TO, Cycling trip-free
Type of Actuation	Reset button, type "R"
Initial Insulation Resistance	>100MΩ (DC 500V)
Dielectric Strength	1500 VAC for 1 minute
Impulse Withstand Voltage	2.5kV Ref. EN60934
Contact Gap	Micro Disconnection (μ) Ref. EN60934
Housing Material	Thermoplastic / Thermoset
Button Material	Thermoset
Contact Material	Silver Alloy
Terminal Material	Copper Alloy
Resettable Overload Capacity	10 X Rated Current
Overload Capacity	2X Rated Current for min. 50 switching cycles, per UL 1077
Rated Short Circuit Capacity I _{sc} Ref. EN 60934	Min. 6 X Rated Current (6 X I _n), 250VAC inductive Min. 4 X Rated Current (4 X I _n), 50VDC resistive
Rated Conditional Short Circuit Current Capacity I _{nc1} (PC1) Ref. EN 60934	1000A 125 / 250VAC, 50VDC, SC:1kA, C1, 125 / 250VAC, 50VDC, Ref. CSA 22.2 No. 235-04, UL 1077
Tripping Current Code (TC)	TC 2, ref. CSA 22.2 No. 235-04
Overload Rating	OLO 240VAC, 50VDC, ref. CSA 22.2 No. 235-04
Weight	Approximately 17g
Applicable Approvals	UL 1077, CSA 22.2 No. 235-04, TÜV EN 60934

Operating Characteristics:



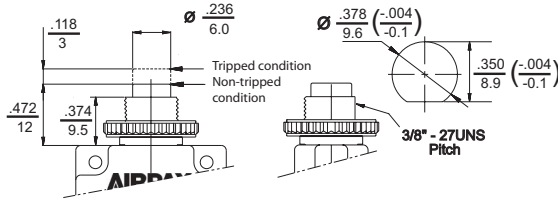
ORDERING EXAMPLE:

ATR20 - C - 63 S - B 1 - A - 7.0A - 2

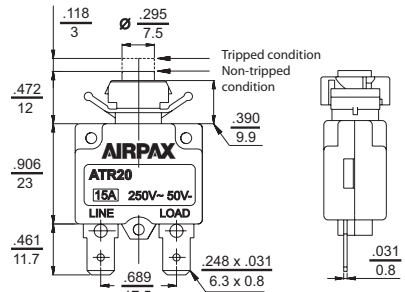
2 Mounting Bushing	4 Terminal Options	6 Button Marking	8 Std. Current Rating
A Plastic 3/8"-27 C Plastic M11 W Wing Clip	S Straight L 90° Bend, Left Side R 90° Bend, Right Side	0 None 1 White, Vertical 2 Black, Vertical 3 White, Horizontal 4 Black, Horizontal	2.5, 3.0, 4.0, 5.0, 6.0, 7.0, 8.0, 10.0, 12.0, 15.0, 16.0, 20.0
3 Terminal Size	5 Button Color	7 Mounting Nut	9 Indicator Plate
63 .250	B Black WB White with trip indication	N None or Wing Clip A Plastic Knurled B Metal Knurled C Metal Hex Nut D Sealing Knurled Boot	0 None 1 Embossed Aluminium 2 Silver Letters on Black

MOUNTING OPTIONS

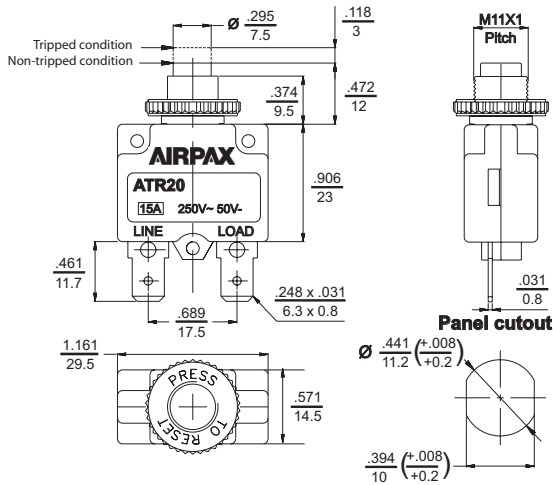
A. 3/8" - 27 UNS



W. WING CLIP

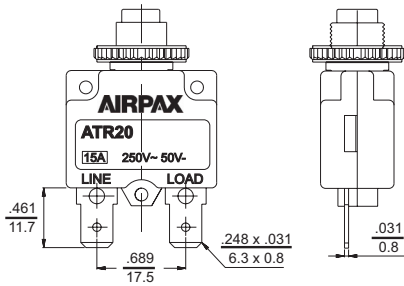


C. M 11

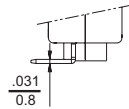


TERMINAL OPTIONS

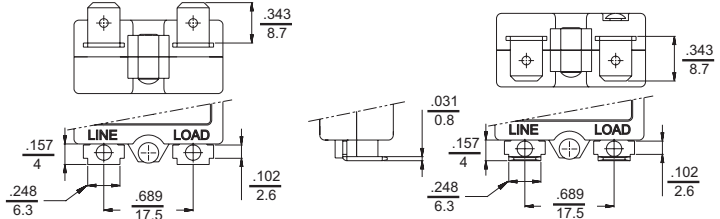
S. STRAIGHT



L. 90° BEND, LEFT SIDE

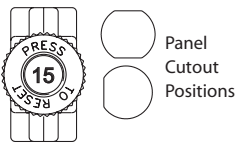


R. 90° BEND, RIGHT SIDE

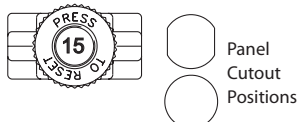


BUTTON PRINTING

VERTICAL



HORIZONTAL



ACCESSORIES

DUST COVER METAL KNURLED NUT (053-200-0005)



INDICATOR PLATE



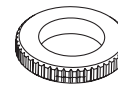
- TYPES:
 1. Embossed (Aluminium) (P/N 053-200-0004)
 2. Silver Letters on Black (P/N 053-200-0007)

MOUNTING NUTS

PLASTIC KNURLED NUT (P/N 053-200-0001)



METAL KNURLED NUT (P/N 053-200-0002)



METAL HEXAGONAL NUT (P/N 053-200-0003)



AIRPAX
www.airpax.net

Airpax Corporation
 807 Woods Road
 Cambridge, Maryland 21613 USA
 tel: 410.228.1500
 fax: 410.228.3456