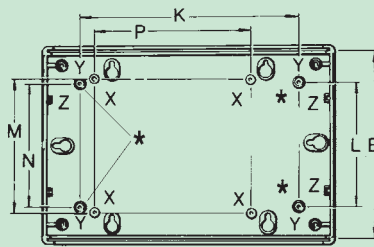
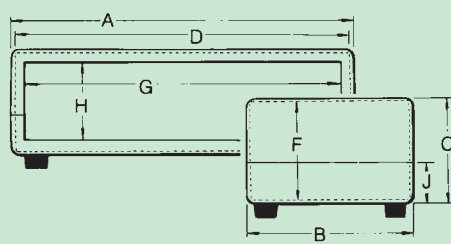


Patina® Cases types A and B

TYPE A



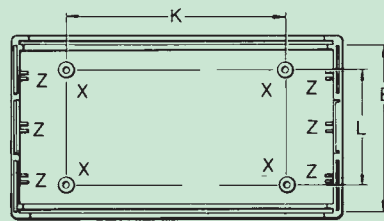
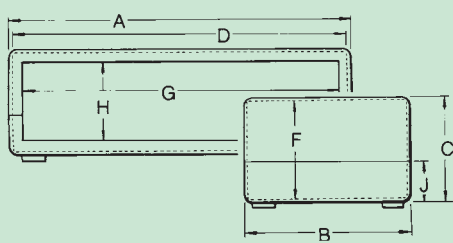
PLAN VIEW OF BASE AND TOP

Key
 X - Board mounting pillars for self-tapping screws
 Q - Board mounting pillars for eurocards
 Y - Full height corner pillars
 Z - Integrally moulded guide slots for vertically mounted boards

Ordering information

Dimensions														Dimensions of vertically mounted boards	Order code	
A	B	C	D	E	F	G	H	J	K	L	M	N	P			
		40,0			34,0		24,0	20,0							25,6 x 199,0	75-265738
205,0	140,0	75,0	199,0	132,0	69,0	189,0	59,0	20,0	152,8	85,0	94,2	88,9	114,3	60,6 x 199,0	75-265739	
		110,0			104,0		94,0	55,0						95,6 x 199,0	75-265740	

TYPE B



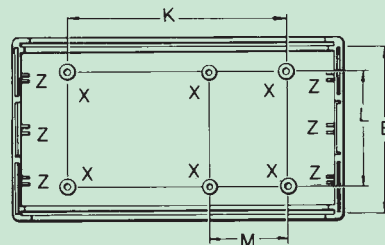
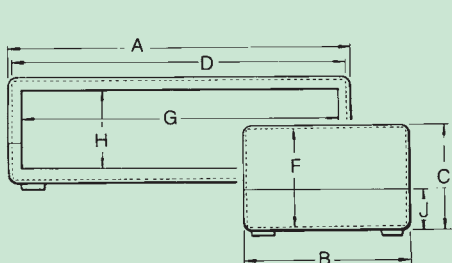
PLAN VIEW OF BASE AND TOP

Side
 Plan view of base
 X - Board mounting pillars for self-tapping screws
 Z - Integrally moulded guide slots for vertically mounted boards

Ordering information

Dimensions													Dimensions of vertically mounted boards	Order code
A	B	C	D	E	F	G	H	J	K	L				
		40,0			34,0		24,0	20,0					33,4 x 174,0	75-265741
180,0	120,0	65,0	174,0	112,0	59,0	164,0	49,0	20,0	114,3	94,2			58,4 x 174,0	75-265742
		90,0			84,0		74,0	45,0					83,4 x 174,0	75-265743
		40,0			34,0		24,0	20,0					33,4 x 148,0	75-265744
154,0	85,0	60,0	148,0	77,0	54,0	138,0	44,0	20,0	99,1	53,3			53,4 x 148,0	75-265745
		80,0			74,0		64,0	40,0					72,4 x 148,0	75-265746

TYPE B



PLAN VIEW OF BASE AND TOP

X - Board mounting pillars for self-tapping screws
 Z - Integrally moulded guide slots for vertically mounted boards

Ordering information

Dimensions													Dimensions of vertically mounted boards	Order code
A	B	C	D	E	F	G	H	J	K	L	M			
		30,0			24,0		18,0	15,0					23,5 x 117,0	75-265747
125,0	65,0	40,0	119,0	58,2	34,0	113,0	28,0	15,0	91,5	45,75	33,0		33,5 x 117,0	75-265748
		50,0			44,0		38,0	25,0					43,5 x 117,0	75-265749

Patina® Cases type B construction

TYPE B CONSTRUCTION

Type B cases are of clip together design for fast and convenient assembly requirements. Consisting of 3 plan areas, these add 9 more sizes to the Patina® plastic case range. To open the case, the wall is flexed, allowing the catch to be disengaged.

Bosses are provided in the top and base mouldings to allow horizontal board mounting. Guides are moulded into the case sides to give vertical / motherboard mounting.

Contents of kit

Item/Description	Qty.	Material/Finish
Top moulding	1	ABS RAL 7035, Light grey
Base moulding	1	ABS RAL 7035, Light grey
Front and rear panels	2	Satin anodised aluminium 1.6mm
PCB mounting screws (type A)	4	No.4 pozidrive self tapping
Feet (self adhesive)	4	Rubber (RAL 7037 Grey)

ABS Material specification

Temperature range	-40°C to +80°C
Flammability	UL94-V0

EMC PATINA® RANGE


Subject to minimum order quantities, we can offer the entire range of Patina® cases with an EMC coating, which provides very reliable shielding properties. We use a copper/silver loaded paint which provides a durable conductive finish, selectively on the inner surface of the case. Typical attenuation figures are >60dB at 1MHz to >20dB at 1GHz, but it is always recommended that equipment is tested to meet the current CE marking requirements.

For further details of EMC coated Patina® cases please contact our Sales and Applications team on +44.(0)1489.774500.


For details of a full range of compatible accessories, please refer to page 30.



Patina Type B construction

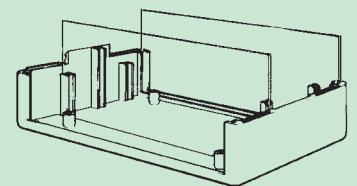
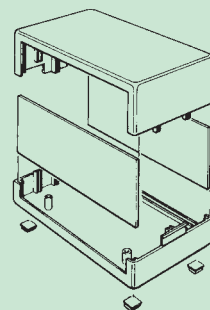


Patina Type B (detail)



Patina Type B (detail)

TYPE B



VERTICAL BOARD MOUNTING

TYPE B - Copper/Silver paint

