



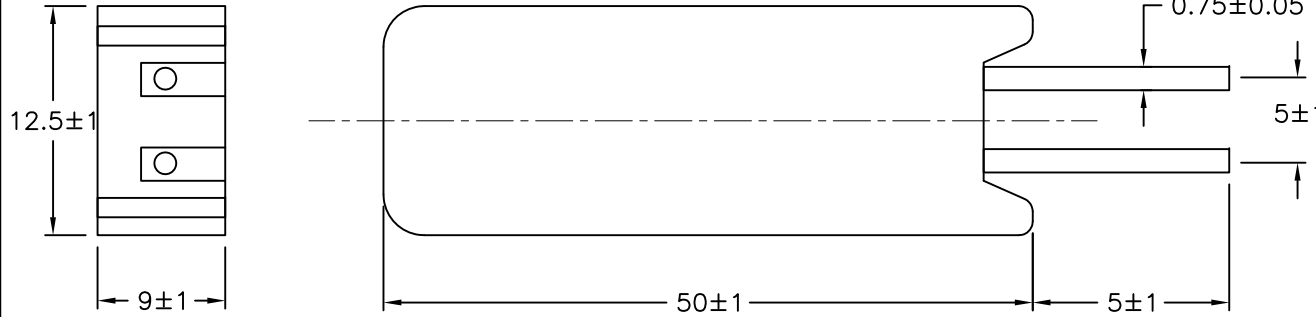
ALL RIGHTS RESERVED. NO PORTION OF THIS PUBLICATION, WHETHER IN WHOLE OR IN PART CAN BE REPRODUCED WITHOUT THE EXPRESS WRITTEN CONSENT OF SPC TECHNOLOGY.

SPC-F005.DWG

REVISIONS

DOC. NO. SPC-F005 * Effective: 7/8/02 * DCP No: 1398

DCP #	REV	DESCRIPTION	DRAWN	DATE	CHECKD	DATE	APPRVD	DATE
1991	A	RELEASED	JN	05/15/09	JWM	05/15/09	JWV	05/15/09



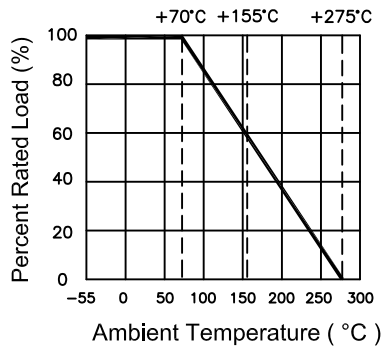
Performance Specification

- Self extinguishing
- Excellent flame and moisture resistance
- Extremely small sturdy and mechanical safe
- Product Type: Wire-wound Resistor
- Power Rating: 10 Watts
- Resistance Tolerance: ±5%

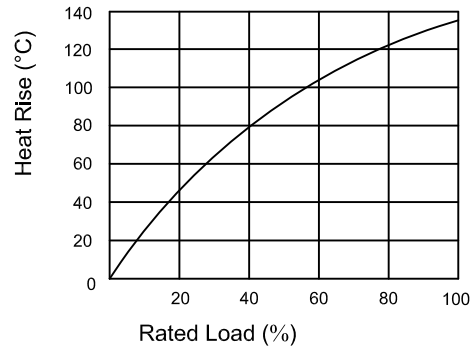
Performance Specification

- Temperature coefficient: <20Ω: ±400PPM/°C; ≥20: ±350PPM/°C
- Short-time overload: $\Delta R/R \leq \pm(5.0\% + 0.05\Omega)$, with no evidence of mechanical damage.
- Dielectric withstanding voltage: No evidence of flashover, mechanical damage, arcing or insulation breakdown.
- Terminal strength: No evidence of mechanical damage.
- Solderability: Min. 95% coverage
- Temperature cycling: $\Delta R/R \leq \pm(2.0\% + 0.05\Omega)$, with no evidence of mechanical damage.
- Humidity (Steady State): $\Delta R/R \leq \pm(5.0\% + 0.05\Omega)$, with no evidence of mechanical damage.
- Load life in humidity: For Wire-wound range, the $\Delta R/R$ is ±5%
For Power film range, <100KΩ, the $\Delta R/R$ is ±5%
For Power film range, ≥100KΩ, the $\Delta R/R$ is ±10%
- Load Life: For Wire-wound range, the $\Delta R/R$ is ±5%
For Power film range, <100KΩ, the $\Delta R/R$ is ±5%
For Power film range, ≥100KΩ, the $\Delta R/R$ is ±10%
- Resistance to solderability heat: $\Delta R/R \pm(1.0\% + 0.05\Omega)$ with no evidence of mechanical damage.

Derating Curve



Heat Rise Chart



DISCLAIMER:
ALL STATEMENTS AND TECHNICAL INFORMATION CONTAINED HEREIN ARE BASED UPON INFORMATION AND/OR TESTS WE BELIEVE TO BE ACCURATE AND RELIABLE. SINCE CONDITIONS OF USE ARE BEYOND OUR CONTROL, THE USER SHALL DETERMINE THE SUITABILITY OF THE PRODUCT FOR THE INTENDED USE AND ASSUME ALL RISK AND LIABILITY WHATSOEVER IN CONNECTION THEREWITH.

TOLERANCES:
UNLESS OTHERWISE SPECIFIED, DIMENSIONS ARE FOR REFERENCE PURPOSES ONLY.

DRAWN BY:	DATE:
Jason Nash	05/15/09
CHECKED BY:	DATE:
JWM	05/15/09
APPROVED BY:	DATE:
JWM	05/15/09

DRAWING TITLE: 10 watt (Wire-wound) Cement Fixed Resistors			
SIZE	DWG. NO.	ELECTRONIC FILE	REV
A	Ta-1172	Ta-1172.DWG	A
SCALE:	NTS	U.O.M.: Millimeters	SHEET: 1 OF 2

Mfg. P/N	Resistance (Ohms)
MCPRM0AWJW100B00	10
MCPRM0AWJW101B00	100
MCPRM0AWJW10JB00	1
MCPRM0AWJW150B00	15
MCPRM0AWJW151B00	150
MCPRM0AWJW15JB00	1.5
MCPRM0AWJW200B00	20
MCPRM0AWJW201B00	200
MCPRM0AWJW20JB00	2
MCPRM0AWJW270B00	27
MCPRM0AWJW271B00	270
MCPRM0AWJW27JB00	2.7
MCPRM0AWJW300B00	30
MCPRM0AWJW301B00	300
MCPRM0AWJW30JB00	3
MCPRM0AWJW330B00	33
MCPRM0AWJW331B00	330
MCPRM0AWJW33JB00	3.3
MCPRM0AWJW390B00	39
MCPRM0AWJW391B00	390
MCPRM0AWJW39JB00	3.9
MCPRM0AWJW43JB00	4.3
MCPRM0AWJW47JB00	4.7
MCPRM0AWJW56JB00	5.6
MCPRM0AWJW68JB00	6.8
MCPRM0AWJW68KB00	0.68
MCPRM0AWJW75JB00	7.5
MCPRM0AWJW75KB00	0.75
MCPRM0AWJW82JB00	8.2
MCPRM0AWJW82KB00	0.82

ALL RIGHTS RESERVED. NO PORTION OF THIS PUBLICATION, WHETHER IN WHOLE OR IN PART CAN BE REPRODUCED WITHOUT THE EXPRESS WRITTEN CONSENT OF SPC TECHNOLOGY.

SIZE DWG. NO.

A

Ta-1172

ELECTRONIC FILE

Ta-1172.dwg

REV

A