



**NEW!**

# Shielded Power Inductors – PFL3215



- Low cost, low profile 1206 size power inductor
- Provides the current handling of much larger inductors; up to 2700 mA

**Core material** Composite

**Environmental** RoHS compliant, halogen free

**Terminations** RoHS compliant matte tin over nickel over silver-platinum-glass frit. Other terminations available at additional cost.

**Weight** 31 – 39 mg

**Ambient temperature** –40°C to +85°C with Irms current, +85°C to +125°C with derated current

**Storage temperature** Component: –40°C to +125°C.  
Tape and reel packaging: –40°C to +80°C

**Resistance to soldering heat** Max three 40 second reflows at +260°C, parts cooled to room temperature between cycles

**Moisture Sensitivity Level (MSL)** 1 (unlimited floor life at <30°C / 85% relative humidity)

**Failures in Time (FIT) / Mean Time Between Failures (MTBF)**  
38 per billion hours / 26,315,789 hours, calculated per Telcordia SR-332

**Packaging** 2000/7" reel; 7500/13" reel. Plastic tape: 12 mm wide, 0.23 mm thick, 4 mm pocket spacing, 1.65 mm pocket depth

**PCB washing** Only pure water or alcohol recommended

Part number <sup>1</sup>	Inductance <sup>2</sup> ±20% (µH)	DCR (mOhms) <sup>3</sup>		SRF typ <sup>4</sup> (MHz)	Isat (mA) <sup>5</sup>			Irms (mA) <sup>6</sup>	
		typ	max		10% drop	20% drop	30% drop	20°C rise	40°C rise
PFL3215-681ME_	0.68	28	33	450	2100	2500	2700	1500	2100
PFL3215-102ME_	1.0	30	38	375	1800	2100	2300	1400	1900
PFL3215-222ME_	2.2	114	130	250	950	1200	1400	1100	1400
PFL3215-332ME_	3.3	175	195	190	730	920	1100	820	1100
PFL3215-472ME_	4.7	332	372	170	640	810	900	520	720
PFL3215-682ME_	6.8	640	720	155	600	700	750	370	500
PFL3215-103ME_	10	1290	1340	125	500	550	600	300	390
PFL3215-333ME_	33	1700	1920	13.5	290	340	360	270	360

1. When ordering, please specify **packaging** codes:

**PFL3215-103MEC**

**Packaging:** **C** = 7" machine-ready reel. EIA-481 embossed plastic tape (2000 parts per full reel).

**B** = Less than full reel. In tape, but not machine ready. To have a leader and trailer added (\$25 charge), use code letter C instead.

**D** = 13" machine-ready reel. EIA-481 embossed plastic tape. Factory order only, not stocked (7500 parts per full reel).

2. Inductance tested at 7.9 MHz, 0.1 Vrms using a Coilcraft SMD-A test fixture with an Agilent/HP 4286 impedance analyzer and Coilcraft-provided correlation pieces.

3. DCR measured using a micro-ohmmeter.

4. SRF measured using an Agilent/HP 8753D network analyzer and a Coilcraft SMD-D test fixture.

5. DC current that causes the specified inductance drop from its value without current.

6. Current that causes the specified temperature rise from 25°C ambient.

7. Electrical specifications at 25°C.

Refer to Doc 362 "Soldering Surface Mount Components" before soldering.



www.coilcraft.com

**US** +1-847-639-6400 sales@coilcraft.com

**UK** +44-1236-730595 sales@coilcraft-europe.com

**Taiwan** +886-2-2264 3646 sales@coilcraft.com.tw

**China** +86-21-6218 8074 sales@coilcraft.com.cn

**Singapore** + 65-6484 8412 sales@coilcraft.com.sg

Document 895-1 Revised 09/10/12

© Coilcraft Inc. 2012

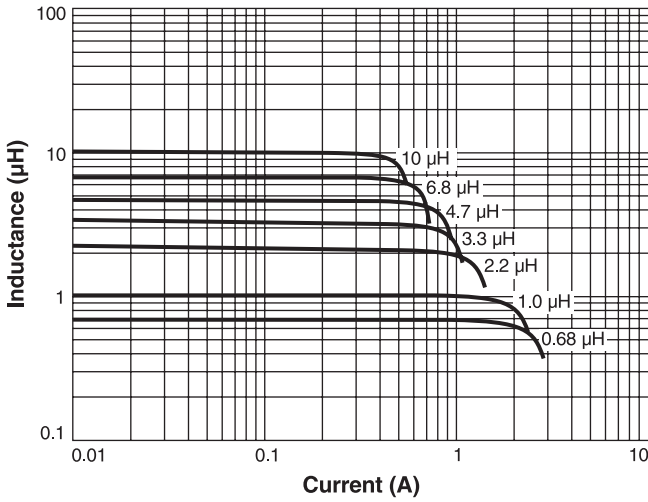
This product may not be used in medical or high risk applications without prior Coilcraft approval. Specification subject to change without notice. Please check out web site for latest information.



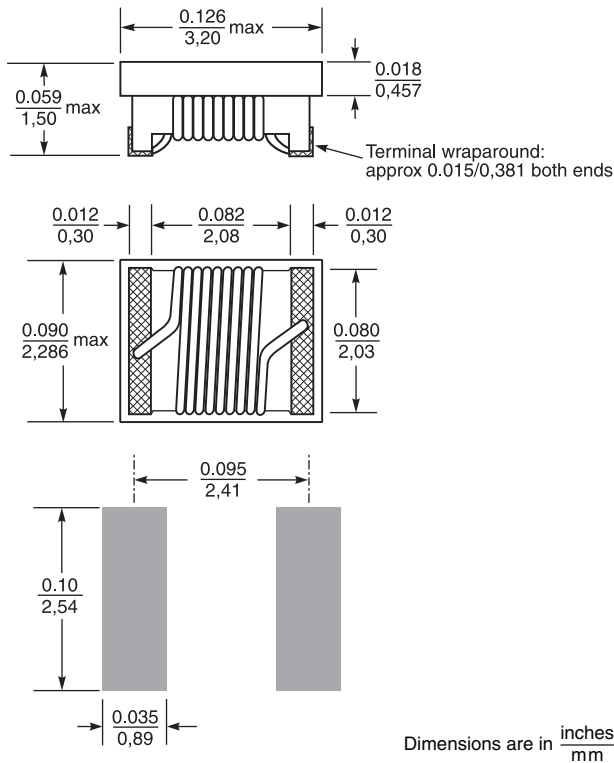
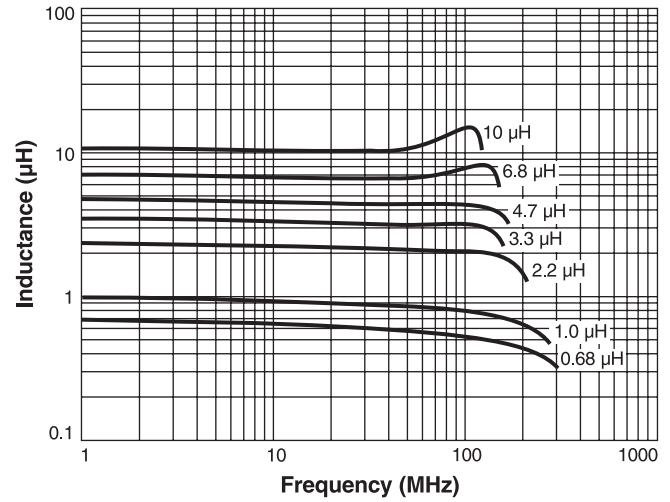
**NEW!**

# PFL3215 Shielded Power Inductors

## L vs Current



## L vs Frequency



**Recommended Land Pattern**

## Irms Derating

