


**NEW!**

Shielded Power Inductors – XFL2005



- Lowest profile, ultra-miniature, magnetically shielded power inductor; only 0.5 mm high, 2 mm × 2 mm footprint
- Soft saturation

Designer's Kit C434 contains 5 of each value and 5 of each XFL2006
Core material Composite

Core and winding loss See www.coilcraft.com/coreloss

Environmental RoHS compliant, halogen free

Terminations RoHS compliant tin-silver-copper (96.5/3/0.5) over tin over nickel over silver-platinum.

Weight 8.4 mg

Ambient temperature –40°C to +85°C with Irms current, +85°C to +125°C with derated current

Storage temperature Component: –40°C to +125°C.

Tape and reel packaging: –40°C to +80°C

Resistance to soldering heat Max three 40 second reflows at +260°C, parts cooled to room temperature between cycles

Moisture Sensitivity Level (MSL) 1 (unlimited floor life at <30°C / 85% relative humidity)

Failures in Time (FIT) / Mean Time Between Failures (MTBF)

38 per billion hours / 26,315,789 hours, calculated per Telcordia SR-332

Packaging 2000/7" reel; 7500/13" reel Plastic tape: 8 mm wide, 0.28 mm thick, 4 mm pocket spacing, 0.76 mm pocket depth

PCB washing Only pure water or alcohol recommended

Part number ¹	Inductance ² ±20% (µH)	DCR (Ohms) ³		SRF typ ⁴ (MHz)	Isat (A) ⁵			Irms (A) ⁶	
		nom	max		10% drop	20% drop	30% drop	20°C rise	40°C rise
XFL2005-151ME_	0.15	0.085	0.098	590	1.05	1.55	1.90	1.25	1.60
XFL2005-221ME_	0.22	0.111	0.128	480	0.72	1.20	1.50	1.13	1.48
XFL2005-331ME_	0.33	0.144	0.166	380	0.65	1.05	1.30	1.00	1.30
XFL2005-471ME_	0.47	0.177	0.204	275	0.60	0.97	1.20	0.95	1.25
XFL2005-681ME_	0.68	0.215	0.247	220	0.50	0.75	0.95	0.80	1.05

1. When ordering, please specify **packaging** code:

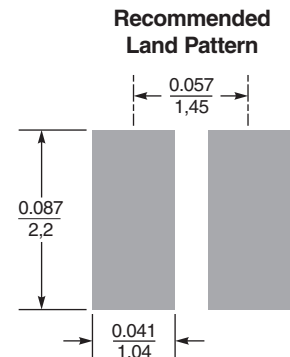
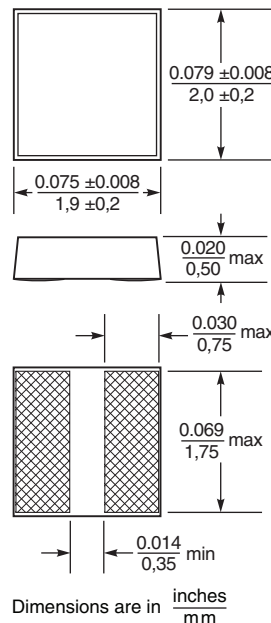
XFL2005-471MEC

Packaging: C = 7" machine-ready reel. EIA-481 embossed plastic tape 2000 parts per full reel).

B = Less than full reel. In tape, but not machine ready. To have a leader and trailer added (\$25 charge), use code letter C instead.

D = 13" machine-ready reel. EIA-481 embossed plastic tape. Factory order only, not stocked 7500 parts per full reel).

- Inductance tested at 100 kHz, 0.1 Vrms, 0 A DC.
 - DCR measured on a micro-ohmmeter.
 - SRF measured using Agilent/HP 4395A or equivalent.
 - DC current at which the inductance drops the specified amount from its value without current.
 - Current that causes the specified temperature rise from 25°C ambient.
 - Electrical specifications at 25°C.
- Refer to Doc 362 "Soldering Surface Mount Components" before soldering.

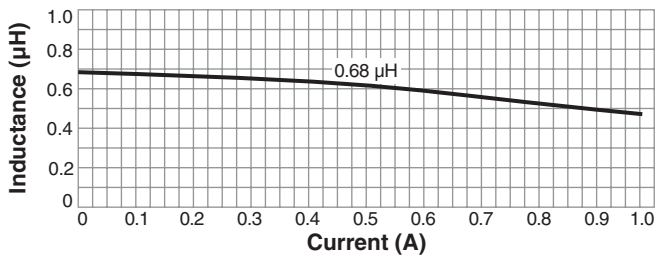
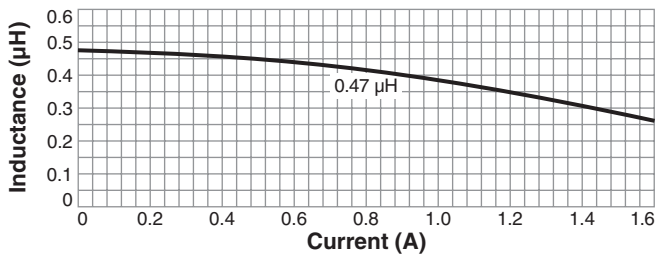
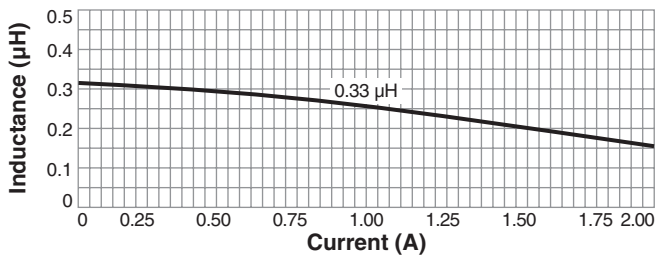
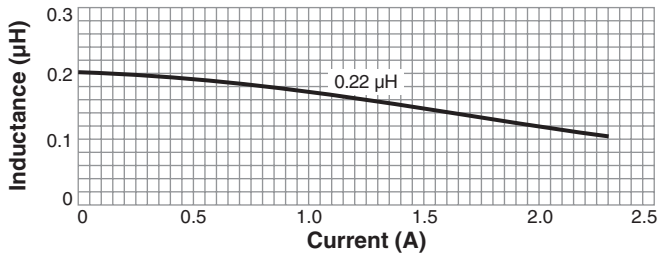
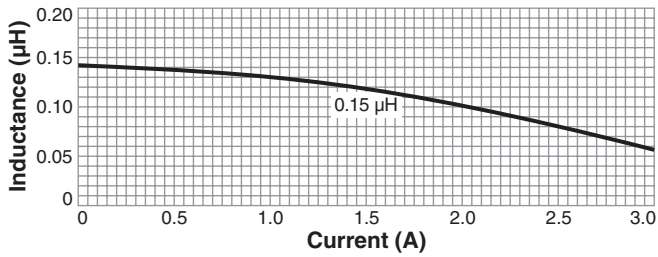




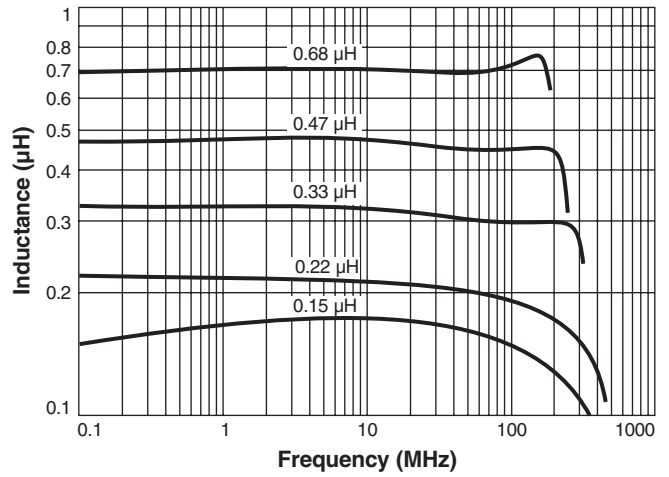
NEW!

Shielded Power Inductor – XFL2005

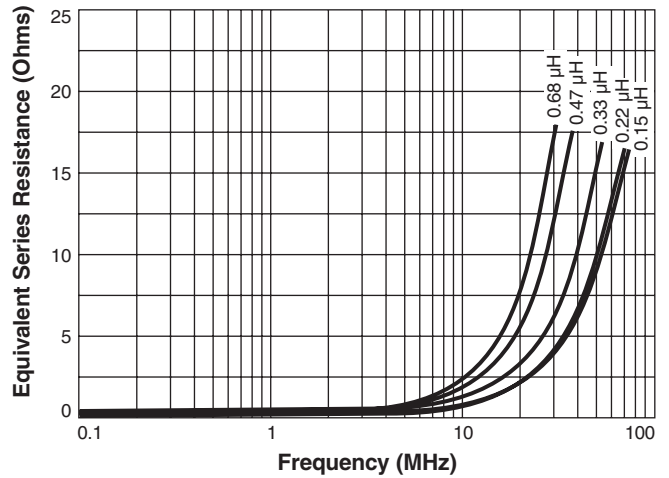
L vs Current



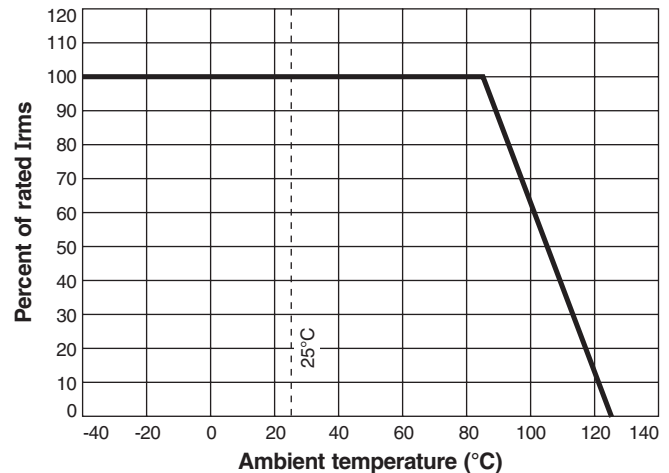
L vs Frequency



ESR vs Frequency



Irms Derating



US +1-847-639-6400 sales@coilcraft.com
UK +44-1236-730595 sales@coilcraft-europe.com
Taiwan +886-2-2264 3646 sales@coilcraft.com.tw
China +86-21-6218 8074 sales@coilcraft.com.cn
Singapore + 65-6484 8412 sales@coilcraft.com.sg

Document 779-2 Revised 02/15/12
 © Coilcraft Inc. 2012
 This product may not be used in medical or high risk applications without prior Coilcraft approval. Specification subject to change without notice. Please check out web site for latest information.