


STK600-LCD160

Getting Started Guide


Introduction




The STK600-LCD160 is a breakout board for a 160 segment LCD display. It is used together with the STK600 and an ATmega MCU w/ LCD driving capabilities.

LCD to STK600 connection

The STK600-LCD160 is connected to the STK600 through a set of 10-pin ribbon cables. The ATmega devices that only supports 100 segments can also be used, but with a reduced set of segments on the LCD. The STK600-LCD160 should then be connected to the STK600 through the four rightmost headers.



a) 160 segments mode



b) 100 segments mode