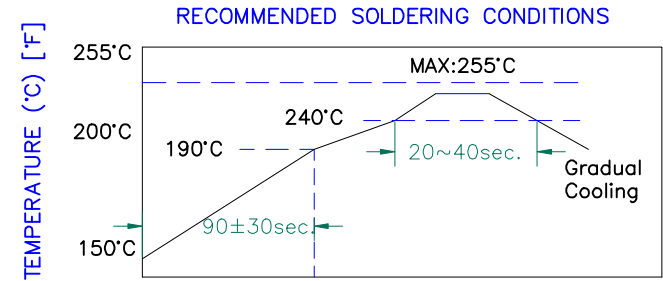
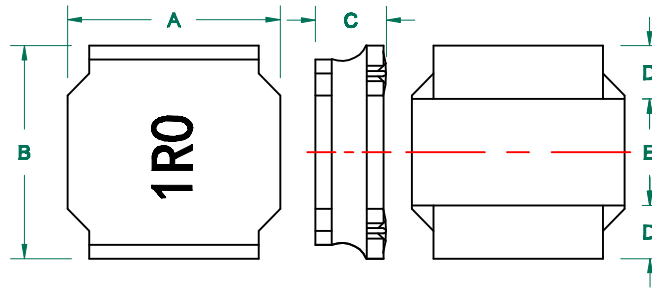


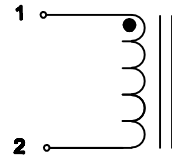
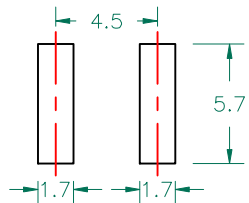
TYS60451RON-10

PHYSICAL DIMENSIONS:

A	6.00 ± 0.30
B	6.00 ± 0.30
C	4.50 MAX.
D	1.55 ± 0.30
E	2.90 ± 0.30



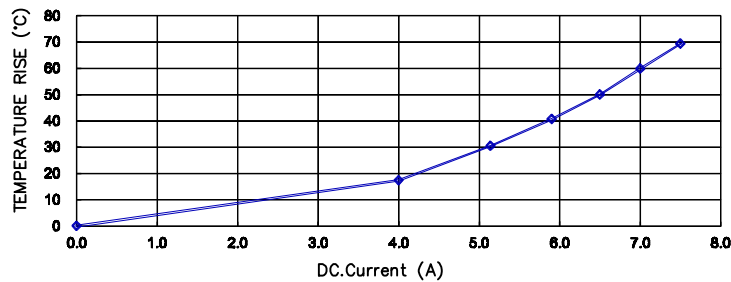
LAND PATTERNS FOR REFLOW SOLDERING



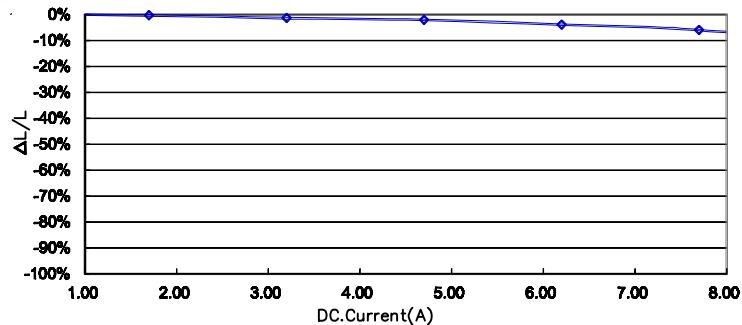
ELECTRICAL SPECIFICATION

	Min	Nom	Max
INDUCTANCE (uH) L @ 100 KHz/1V ± 30%	0.70	1.00	1.30
DCR (Ω)		0.011	0.0143

CHARACTERISTICS OF TEMPERATURE RISE



CURRENT VS INDUCTANCE DROP IN RATES



UNCONTROLLED DOCUMENT

NOTES: UNLESS OTHERWISE SPECIFIED

- OPERATING TEMPERATURE RANGE: -25°C TO +125°C (INCLUDING SELF-HEATING) .
- STORAGE TEMPERATURE RANGE (PACKAGING CONDITIONS): -10°C TO +40°C AND RH 70% (MAX.)
- UNLESS OTHERWISE SPECIFIED, THE STANDARD ATMOSPHERIC CONDITIONS FOR MEASUREMENT/TEST AS:
 - AMBIENT TEMPERATURE: 20±15°C.
 - RELATIVE HUMIDITY: 65%±20%.
- DEFINITION OF SATURATION CURRENT (ISAT): DC CURRENT AT WHICH THE INDUCTANCE DROPS ≤30% FROM ITS VALUE WITHOUT CURRENT.
- DEFINITION OF TEMPERATURE RISE CURRENT (IRMS): DC CURRENT THAT CAUSES THE TEMPERATURE RISE (ΔT ≤40°C) FROM 20°C AMBIENT.

Saturation Current(A)	9.85
SRF (MHz)	100
Temperature Rise Current (A)	5.14

DIMENSIONS ARE IN mm .				This print is the property of Laird Tech. and is loaned in confidence subject to return upon request and with the understanding that no copies shall be made without the written consent of Laird Tech. All rights to design or invention are reserved.		Laird TECHNOLOGIES	
PROJECT/PART NUMBER:				REV	PART TYPE	DRAWN BY:	
TYS60451RON-10				A	POWER INDUCTOR	QIU	
DATE:				SCALE:	SHEET:		
05/08/12				NTS	2 of 2		
REV	DESCRIPTION	DATE	INT	CAD #	TOOL #		
A	ORIGINAL DRAFT	05/08/12	QIU				
TYS60451RON-10-A							