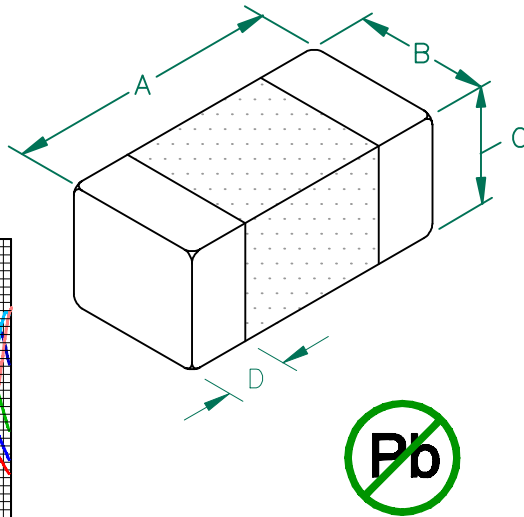


# MI0603L301R-10

**UNCONTROLLED DOCUMENT**

**PHYSICAL DIMENSIONS:**

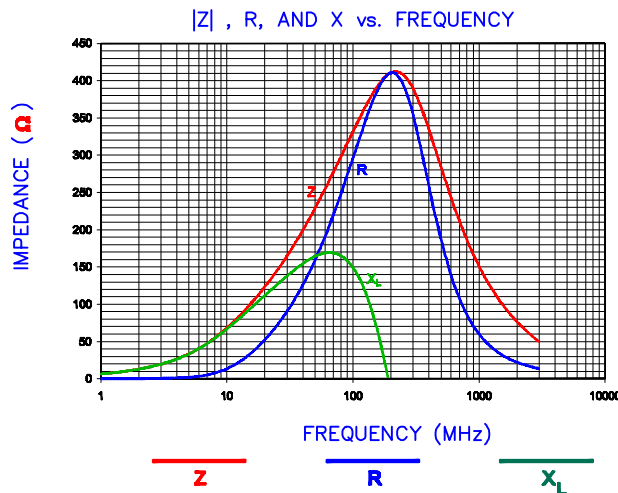
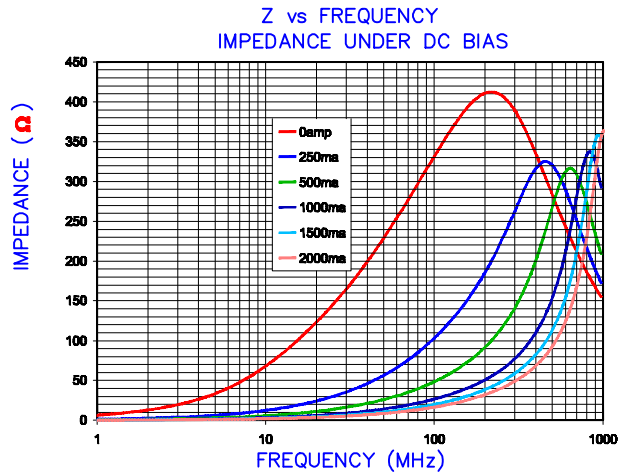
A	1.60 [.063]	+ 0.15 [.006]
B	0.80 [.031]	+ 0.15 [.006]
C	0.80 [.031]	+ 0.15 [.006]
D	0.36 [.014]	+ 0.20 [.008]



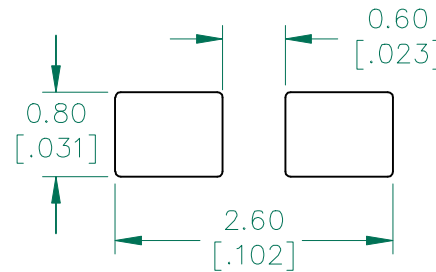
ELECTRICAL CHARACTERISTICS:		
Z @ 100MHz (Ω)	DCR (Ω)	Rated Current
Nominal	300	
Minimum	225	
Maximum	375	2000 mA

NOTES: UNLESS OTHERWISE SPECIFIED

1. TAPED AND REELED per CURRENT EIA SPECIFICATIONS 7" REELS, 4000 PCS/REEL.
2. TERMINATION FINISH IS 100% TIN.
3. COMPONENTS SHOULD BE ADEQUATELY PREHEATED BEFORE SOLDERING.

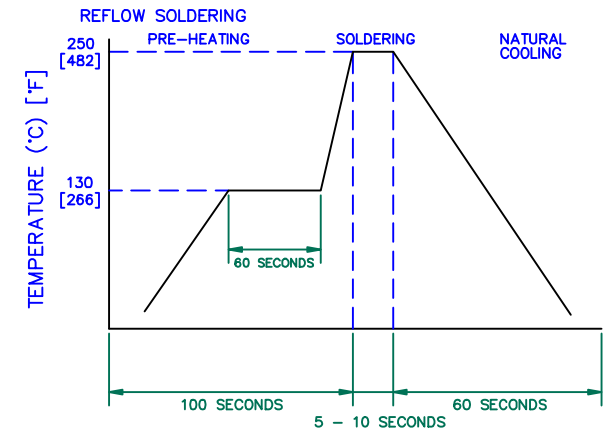


**LAND PATTERNS FOR REFLOW SOLDERING**



(For wave soldering, add 0.762 [.030] to this dimension)

**RECOMMENDED SOLDERING CONDITIONS**



DIMENSIONS ARE IN mm [INCHES].				This print is the property of Laird Tech. and is loaned in confidence subject to return upon request and with the understanding that no copies shall be made without the written consent of Laird Tech. All rights to design or invention are reserved.			
				<b>Laird TECHNOLOGIES</b>			
PROJECT/PART NUMBER:				REV	PART TYPE:	DRAWN BY:	
MI0603L301R-10				B	CO-FIRE	TMB	
B	UPDATE COMPANY LOGO ADD ROHS SYM	07/25/08	JRK	DATE:	04/05/04	SCALE:	-
A	ORIGINAL DRAFT	04/05/04	TMB	GAD #	MI0603L301R-10-B	TOOL #	-
REV	DESCRIPTION	DATE	INT	SHEET: 2 of 2			