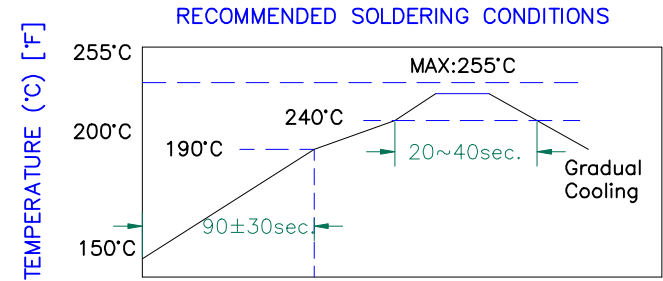
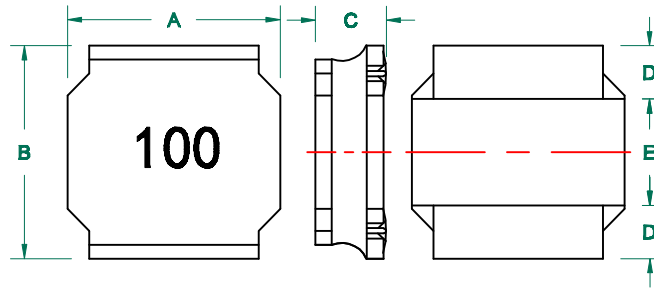


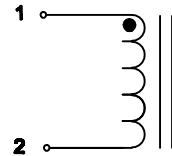
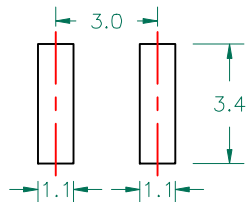
TYS4012100M-10

PHYSICAL DIMENSIONS:

A	4.00	±	0.20
B	4.00	±	0.20
C	1.20		MAX.
D	0.95	±	0.20
E	2.10	±	0.20



LAND PATTERNS FOR REFLOW SOLDERING

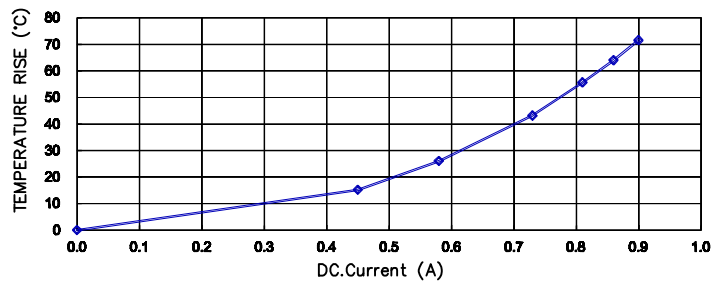


ELECTRICAL SPECIFICATION

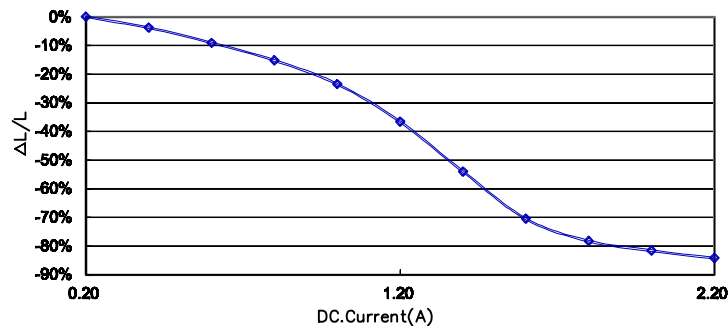
	Min	Nom	Max
INDUCTANCE (uH) L @ 100 KHz/1V ± 20%	8.00	10.00	12.00
DCR (Ω)		0.265	0.345

Saturation Current(A)	0.80
SRF (MHz)	33
Temperature Rise Current (A)	0.77

CHARACTERISTICS OF TEMPERATURE RISE



CURRENT VS INDUCTANCE DROP IN RATES



UNCONTROLLED DOCUMENT

NOTES: UNLESS OTHERWISE SPECIFIED

- OPERATING TEMPERATURE RANGE: -25°C TO +125°C (INCLUDING SELF-HEATING) .
- STORAGE TEMPERATURE RANGE (PACKAGING CONDITIONS): -10°C TO +40°C AND RH 70% (MAX.)
- UNLESS OTHERWISE SPECIFIED, THE STANDARD ATMOSPHERIC CONDITIONS FOR MEASUREMENT/TEST AS:
 - AMBIENT TEMPERATURE: 20±15°C.
 - RELATIVE HUMIDITY: 65%±20%.
- SATURATION CURRENT (ISAT): DEFINITION OF SATURATION CURRENT (ISAT): DC CURRENT AT WHICH THE INDUCTANCE DROPS APPROXIMATE 30% FROM ITS VALUE WITHOUT CURRENT.
- TEMPERATURE RISE CURRENT (IRMS): DEFINITION OF TEMPERATURE RISE CURRENT: DC CURRENT THAT CAUSES THE TEMPERATURE RISE (ΔT ≤40°C) FROM 20°C AMBIENT.

DIMENSIONS ARE IN mm .				This print is the property of Laird Tech. and is loaned in confidence subject to return upon request and with the understanding that no copies shall be made without the written consent of Laird Tech. All rights to design or invention are reserved.			
				Laird TECHNOLOGIES			
PROJECT/PART NUMBER:				REV	PART TYPE:	DRAWN BY:	
TYS4012100M-10				B	POWER INDUCTOR	QIU	
B	CHE TEMP,TOLERANCE,LAND PATTERNS	12/19/12	QIU	DATE:	11/23/11	SCALE:	NTS
A	ORIGINAL DRAFT	11/23/11	QIU	CAD #		TOOL #	
REV	DESCRIPTION	DATE	INT	TYS4012100M-10-B			2 of 2