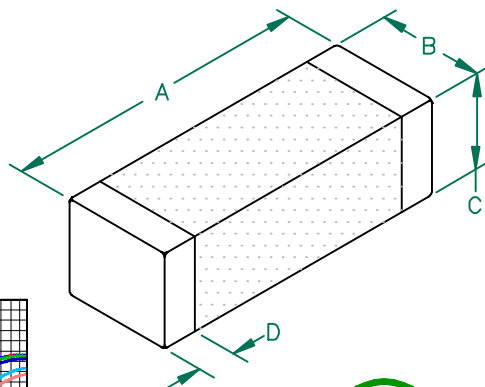


MI1806J800R-10

**UNCONTROLLED
DOCUMENT**

PHYSICAL DIMENSIONS:

A	4.50 [.177]	+ 0.25 [.010]
B	1.60 [.063]	+ 0.25 [.010]
C	1.60 [.063]	+ 0.25 [.010]
D	0.51 [.020]	+ 0.25 [.010]

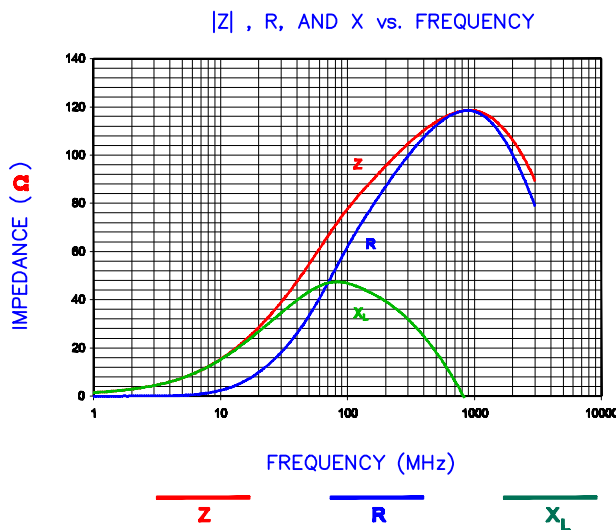
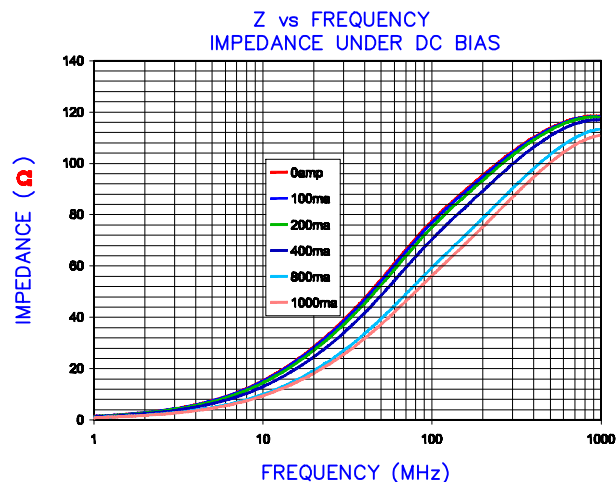


ELECTRICAL CHARACTERISTICS:

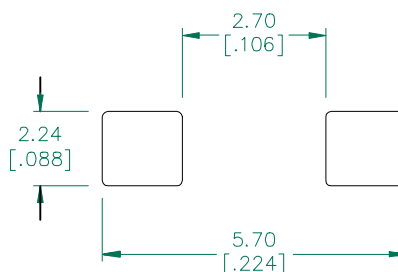
Z @ 100MHz (Ω)	DCR (Ω)	Rated Current
Nominal	80	
Minimum	60	
Maximum	100	0.030 1000 mA

NOTES: UNLESS OTHERWISE SPECIFIED

1. TAPED AND REELED per CURRENT EIA SPECIFICATIONS 7" REELS, 2,000 PCS/REEL.
2. TERMINATION FINISH IS 100% TIN.
3. COMPONENTS SHOULD BE ADEQUATELY PREHEATED BEFORE SOLDERING.

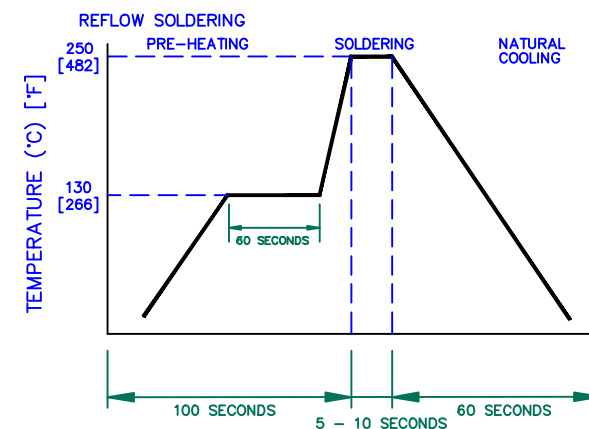


LAND PATTERNS FOR REFLOW SOLDERING



(For wave soldering, add 0.762 [.030] to this dimension.)

RECOMMENDED SOLDERING CONDITIONS



DIMENSIONS ARE IN mm [INCHES]				This print is the property of Laird Tech. and is loaned in confidence subject to return upon request and with the understanding that no copies shall be made without the written consent of Laird Tech. All rights to design or invention are reserved.			
				PROJECT/PART NUMBER:	REV	PART TYPE:	DRAWN BY:
C	CHG REEL QTY FROM 3K TO 2K	11/6/08	JRK	MI1806J800R-10	C	CO-FIRE	JRK
B	UPDATE COMPANY LOGO ADD ROHS SYMBOL	09/04/08	JRK	DATE:	04/20/04	SCALE:	NTS
A	ORIGINAL DRAFT	04/20/04	JRK	CAD #		SHEET:	2 of 2
REV	DESCRIPTION	DATE	INT	MI1806J800R-10-C			