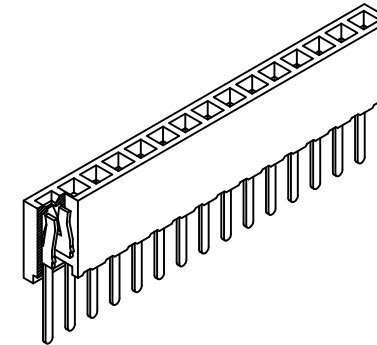
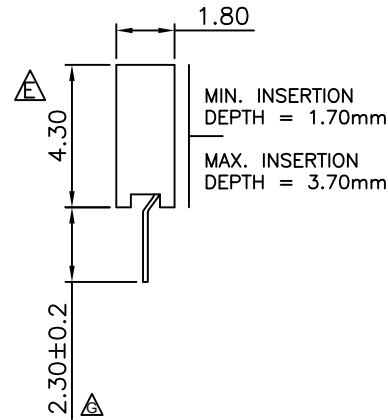
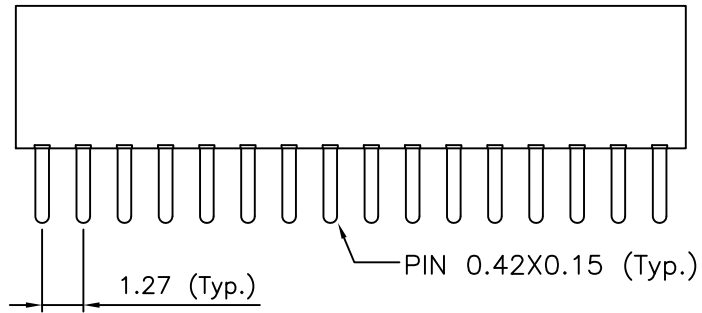
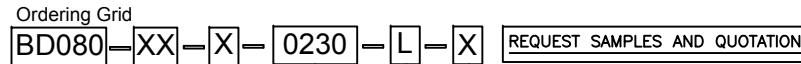


RECOMMENDED PCB LAYOUT



CONTACTS	DIMENSIONS	
	A	B
3	2.54	4.16
4	3.81	5.43
5	5.08	6.70
6	6.35	7.97
7	7.62	9.24
8	8.89	10.51
9	10.16	11.78
10	11.43	13.05
11	12.70	14.32
12	13.97	15.59
13	15.24	16.86
14	16.51	18.13
15	17.78	19.40
16	19.05	20.67
17	20.32	21.94
18	21.59	23.21
19	22.86	24.48
20	24.13	25.75
21	25.40	27.02
22	26.67	28.29
23	27.94	29.56
24	29.21	30.83
25	30.48	32.10
26	31.75	33.37
27	33.02	34.64
28	34.29	35.91
29	35.56	37.18
30	36.83	38.45
31	38.10	39.72
32	39.37	40.99
33	40.64	42.26
34	41.91	43.53
35	43.18	44.80
36	44.45	46.07
37	45.72	47.34
38	46.99	48.61
39	48.26	49.88
40	49.53	51.15



No. of Contacts
03 to 40

Contact Plating
A = Gold Flash All Over(Standard)
 B = Selective Gold Flash Contact Area/
 Tin On Tail
 C = Tin All Over
 G = 10µ" Gold Contact Area/Tin On Tail
 I = 30µ" Gold Contact Area/Tin On Tail

Tail Length (1/100mm)
0230 = 2.30mm

Packing Options
D = Tube (Standard)
 E = Tube with Cap
 F = Tube with Film
 G = Plastic Box
 For 3 contacts option G only.

Insulator Material
 L = LCP

SPECIFICATIONS 规格:

CURRENT RATING 电流额定值: 1 AMP
 INSULATOR RESISTANCE 绝缘电阻值: 1000 MΩ MIN.
 DIELECTRIC WITHSTANDING 耐电压: AC 300 V
 CONTACT RESISTANCE 接触电阻值: 20mΩ Max.
 OPERATING TEMPERATURE 工作温度: -40°C TO +105°C
 CONTACT MATERIAL 端子物料: COPPER ALLOY
 INSULATOR MATERIAL 绝缘体物料: POLYESTER 聚酯, LCP, UL 94 V-0
 SOLDERING PROCESS 可焊性: LCP -
 IR REFLOW 回流焊: 260°C for 10 sec.
 WAVE 波峰焊: 250°C for 5-10 sec
 MANUAL SOLDER 人工焊接: 350°C for 3-5 sec

MATES WITH 配套之母座 (SUBJECT TO PIN LENGTH 在端子长度适合的条件下):
 BD021 BD045 BD100 BD105 BD110

By	LYH	CB	AE	SA	CM	AJO	AJO
DETAIL	DRAWING RELEASE	PACKING OPTIONS CHANGED	SOLDER TEMP & MATES WITH INFO. UPDATED	PROFILE DIMENSION UPDATED	ECN: B2B packaging -001	SELECTABLE LENGTH REMOVED	B2B PGN002 1.27mm SOCKET N&T REMOVAL
REV DATE	A 28/12/07	C 20/05/09	D 27/07/09	E 07/04/10	F 19/10/11	G 25/06/12	H 13/12/12



Tolerances (Except as noted)		Part Number:-	Date:-
Dimensions in mm		BD080	28 DEC 07
X ± 0.30	X° ± 5°	Description:- 1.27mm PITCH SOCKET, SINGLE ROW, THROUGH HOLE, VERTICAL	
X.X ± 0.20	X° ± 2°		
X.XX ± 0.15	XX° ± 1°		
X.XXX ± 0.10	.XXX° ± 0.5°		
Third Angle Projection		THIS DRAWING IS CONFIDENTIAL AND MUST NOT BE COPIED OR DISCLOSED WITHOUT WRITTEN CONSENT	

GCT

www.globalconnectortechology.com

Scale	Revision	Material	Drawn by	Sheet No.
NTS	H	See Note	LYH	1/1