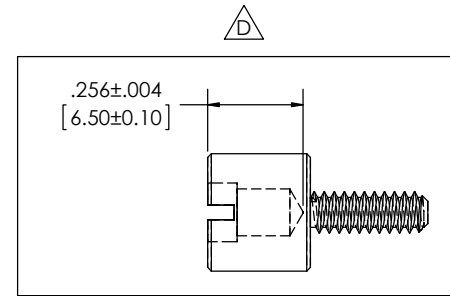
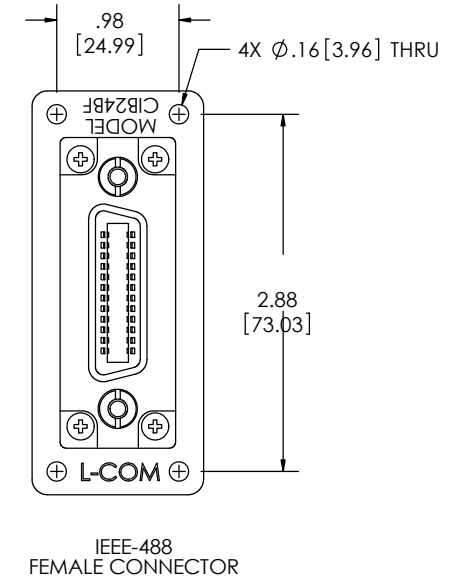
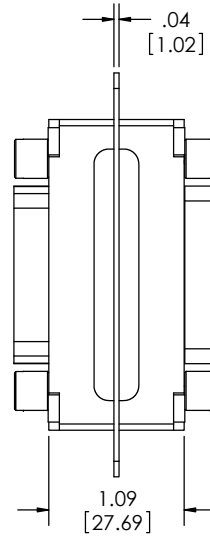
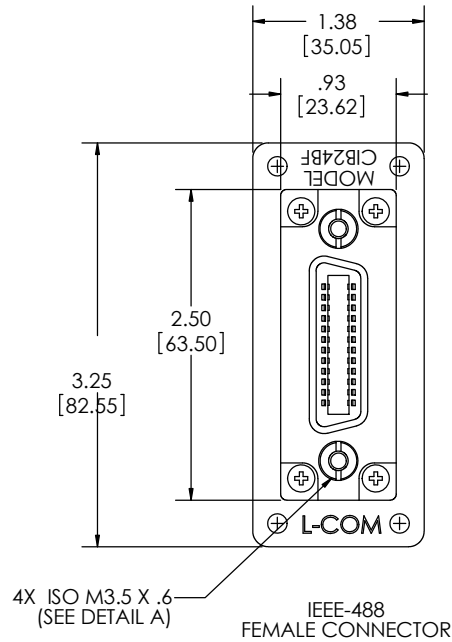
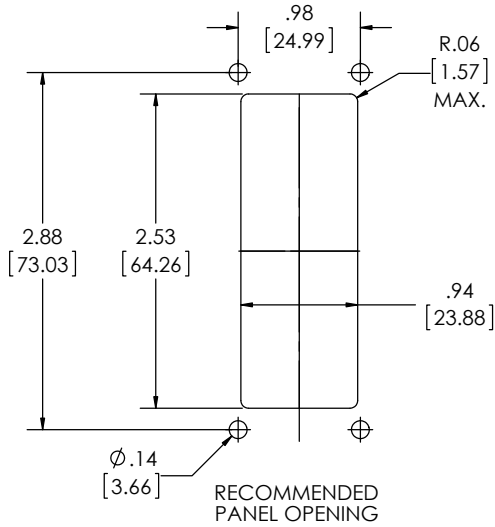


THE INFORMATION CONTAINED IN THIS DRAWING IS THE SOLE PROPERTY OF L-COM, INC. ANY REPRODUCTIONS IN PART OR WHOLE WITHOUT THE WRITTEN PERMISSION OF L-COM, INC. IS PROHIBITED.

RoHS Compliant ✓

REVISIONS			
REV	DESCRIPTION	DATE	CHANGED BY
A	RELEASED TO PRODUCTION	8/27/01	R. CARRICK
B	ECN 3372- UPDATE DWG FORMAT	5/30/08	D. GREEN
C	ECN 6487- ADDED MIN. THREAD DEPTH FOR SCREW, UPD FORMAT & PKG	10/25/12	D. DESJARDIN
D	ECN 6514- CHANGED THREAD DEPTH FROM .275" MIN TO .256 ± .004"	11/9/12	D. DESJARDIN



DETAIL A: INTERNAL THREAD DEPTH

NOTES:

1. MATERIAL: HOUSING; CAST ALUMINUM. INSULATOR; GLASS FILLED PBT (BLUE) U.L. 94V-0 FLAMMABILITY RATING.
2. MOUNTING FLANGE: FIBER GLASS FILLED THERMOSETTING RESIN.
3. FINISH: HOUSING; NICKEL PLATED. CONTACTS; 15 MICRO INCHES GOLD PLATE.
4. WIRING: STRAIGHT THRU.
5. TWO DUST CAPS PROVIDED WITH ADAPTOR.
6. COMPONENT SHALL BE INDIVIDUALLY PACKAGED IN ACCORDANCE WITH L-COM SPECIFICATION PS-0031.

UNLESS OTHERWISE SPECIFIED, DIMENSIONS ARE IN INCHES (mm)  
 OVERALL CABLE LENGTH TOLERANCE:  
 ≤12 (305) ±.005 (+.005) / -0  
 >12 (305) ≤60 (1524) = +.010 / -0  
 >60 (1524) ≤120 (3048) = +.015 / -0  
 >120 (3048) ≤300 (7620) = +.020 / -0  
 >300 (7620) = +.025 / -0  
 ALL OTHER DIMENSIONAL TOLERANCES:  
 X = ±.2  
 XX = ±.152  
 XXX = ±.005

APPROVALS	DATE
DRAWN BY RON CARRICK	8/17/2001
CHECKED BY DOUG PARHAM	8/27/2001
APPROVED BY C. MCCORMICK	8/27/2001

**L-com** Global Connectivity 45 BEECHWOOD DRIVE NORTH ANDOVER, MA 01845

CATEGORY		IEEE-488	
PRODUCT DESCRIPTION			
ADAPTOR, GPIB BULKHEAD, F/F			
SIZE	PSCM NO.	DWG. NO.	REV.
<b>B</b>	<b>43321</b>	<b>CIB24BF</b>	<b>D</b>
SCALE: 1:1		CAD FILE: CIB24BF.SLDDRW	
			SHEET 1 OF 1

