



MS3180 and MS3181 Protective Plug and Receptacle Covers

CONNECTOR INTERFACE
MIL-DTL-26482

Attachment Option
C = Chain
N = Chain with Ring (MS3181 Only)
R = Wire Rope

Length
L = Chain or Rope Length of 5 Inches (127.0 mm). Omit for Standard (See K in Table I)

MS3180 - 12 C A L

Basic Part Number
 MS3180 = Plug Cover
 MS3181 = Receptacle Cover

Shell Size
 (Table I)

Finish
A = Anodize
D = Electrodeposited Aluminum
L = Electroless Nickel
T = Nickel PTFE
W = Cadmium Olive Drab
Z = Zinc Nickel
 (Omit for Series I Cadmium)

Prior Revision D Available:

Finish is
Cadmium
Olive Drab

Attachment Option (Omit for None)
C = Chain
N = Chain with Ring (MS3181 Only)

MS3180 - 12 C

Basic Part Number
 MS3180 = Plug Cover
 MS3181 = Receptacle Cover

Shell Size

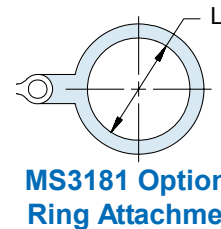
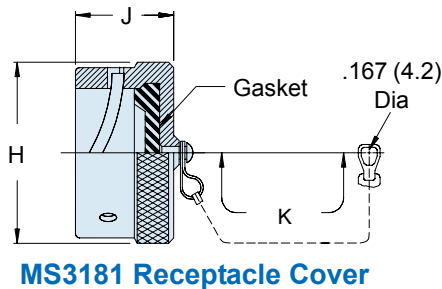
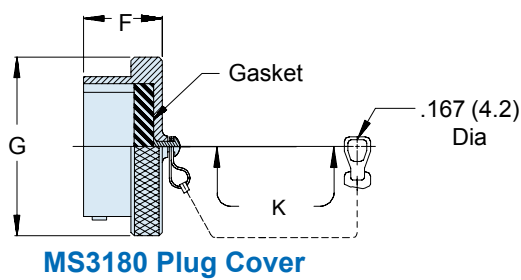


TABLE I: Shell Size, Dimensions and Attachment						
Shell Size	F Max	G Dia Max	H Dia Max	J Max	K Standard Length (Inches)	L Min
8	.562 (14.3)	.719 (18.3)	.734 (18.6)	.562 (14.3)	3.00 (76.2)	.578 (14.7)
10	.562 (14.3)	.844 (21.4)	.859 (21.8)	.562 (14.3)	3.00 (76.2)	.703 (17.9)
12	.562 (14.3)	1.000 (25.4)	1.000 (25.4)	.562 (14.3)	3.50 (88.9)	.891 (22.6)
14	.562 (14.3)	1.125 (28.6)	1.125 (28.6)	.562 (14.3)	3.50 (88.9)	1.016 (25.8)
16	.562 (14.3)	1.250 (31.8)	1.250 (31.8)	.562 (14.3)	3.50 (88.9)	1.141 (29.0)
18	.562 (14.3)	1.375 (34.9)	1.375 (34.9)	.562 (14.3)	3.50 (88.9)	1.266 (32.2)
20	.625 (15.9)	1.500 (38.1)	1.500 (38.1)	.562 (14.3)	4.00 (101.6)	1.391 (35.3)
22	.625 (15.9)	1.625 (41.3)	1.625 (41.3)	.562 (14.3)	4.00 (101.6)	1.516 (38.5)
24	.658 (16.7)	1.750 (44.5)	1.750 (44.5)	.602 (15.3)	4.00 (101.6)	1.641 (41.7)

- APPLICATION NOTES**
1. Assembly identified with manufacturer's name and part number, space permitting.
 2. For complete dimensions, see the applicable Military Specification.
 3. Metric dimensions (mm) are in parentheses.