

# PSI-GPRS/GSM-MODEM/RS232-QB


Order No.: 2313106



<http://eshop.phoenixcontact.co.uk/phoenix/treeViewClick.do?UID=2313106>

Industrial GPRS/GSM modem for mounting on EN DIN rails. GSM and GPRS. 850 + 900 + 1800 + 1900 MHz. Serial V.24 (RS-232) interface. TCP/IP stack. Alarm input and output. 24 V DC supply voltage.



Commercial data	
EAN	 4 046356 166034
Pack	1
Customs tariff	85176200
Gross weight in pieces	100.00 g
Country of Origin	DE
Catalog page information	Page 562 (IF-2011)

### Product notes

WEEE/RoHS-compliant since:  
22/05/2007



Please note that the data given here has been taken from the online catalog. For comprehensive information and data, please refer to the user documentation at <http://www.download.phoenixcontact.com>. The General Terms and Conditions of Use apply to Internet downloads.

## Technical data

Serial interface	
Interface 1	V.24 (RS-232) interface in acc. with ITU-T V.28, EIA/TIA-232, DIN 66259-1
File format/coding	Serial asynchronous UART/NRZ, 7/8 data, 1/2 stop, 1 parity, 10/11-bit character length
Transmission length	15 m
Connection method	D-SUB-9 male connector

Data flow control/protocols	Software handshake, Xon/Xoff or hardware handshake RTS/CTS
Serial transmission speed	Automatic data rate detection (default) or fixed setting to 300, 1200, 2400, 4800, 9600, 19200, 38400, 57600, 115200 bps, can be set via software

### Radio interface

Interface description	GSM / GPRS
Frequency	850 MHz (2 W (EGSM)) 900 MHz (2 W (EGSM)) 1800 MHz (1 W (EGSM)) 1900 MHz (1 W (EGSM))
Antenna	50 $\Omega$ impedance SMA antenna socket
SIM interface 1	1.8 volt, 3 volt
GPRS	Class 10, Class B CS1 ... CS4
GSM	CSD 9.6/14.4 kbps
Network function	4 time slots for receiving data, 2 time slot for transmitting data. The PIN is saved in the modem. After a voltage interruption, there is automatic redialing into the network Integrated TCP/IP Stack, independent connection establishment.
Network check	LED to show data signal quality

### Power supply

Nominal supply voltage	24 V DC $\pm$ 5 % (as an alternative or redundant, via backplane bus contact and system current supply)
Supply voltage range	10 V DC ... 30 V DC (via pluggable COMBICON screw terminal block)
Typical current consumption	< 350 mA (24 V DC) < 80 mA

### General data

Width	22.5 mm
Height	99 mm
Depth	118.6 mm
Ambient temperature (operation)	-25 °C ... 60 °C
Altitude	5000 m (For restrictions see manufacturer's declaration)
Electrical isolation	(VCC // V.24 (RS-232) // GSM)
Test voltage data interfaces	1500 V
Test voltage data interface/power supply	1.5 kV

Electromagnetic compatibility	Conformance with R&TTE directive 1999/5/EC
Noise emission	EN 55022
Noise immunity	EN 61000-6-2:2005
Degree of protection	IP20
Housing material	PA V0, color green
Color	green
UL, USA / Canada	cULus listed UL 508

**Certificates**



Certification cULus Listed

Certifications applied for:

Certification Ex:

**Accessories**

Item	Designation	Description
<b>Antennas</b>		
2313342	PSI-GSM-STUB-ANT	GSM antenna for direct assembly on the device, angled antenna connector (90°, SMA round connector).The antenna is suitable for installations in plastic control cabinets that are not visible externally.
2900982	PSI-GSM/UMTS-ANT-OMNI-2-5	GSM/UMTS omnidirectional antenna, 2 dBi gain, 5 m antenna cable with SMA circular connector
2313371	PSI-GSM/UMTS-QB-ANT	GSM UMTS antenna, with omnidirectional characteristic, 2 m antenna cable with SMA round connector

<b>Cable/conductor</b>		
2881078	CM-KBL-RS232/USB	Connecting cable D-9-SUB to USB, with adapter D-9-SUB to D-25-SUB.
2311425	PSI-CA-MODEM-SPLITTER	Short RS-232 flat-ribbon connecting cable between the modem and the PSI-MODEM-SPLITTER.
2900980	PSI-CAB-GSM/UMTS- 5M	GSM/UMTS antenna cable, 5 m long; SMA (male) -> SMA (female), 50 Ohm impedance

2900981	PSI-CAB-GSM/UMTS-10M	GSM/UMTS antenna cable, 10 m long; SMA (male) -> SMA (female), 50 Ohm impedance
2708520	PSM-KA9SUB9/BB/0,5METER	RS-232 cable, 9-pos. D-SUB female connector on 9-pos. D-SUB female connector, 9-wire, 1:1
2799474	PSM-KA9SUB9/BB/2METER	RS-232 cable, 9-pos. D-SUB female connector on 9-pos. D-SUB female connector, 9-wire, 1:1
2319200	PSM-KAD-IL RS232/9SUB/B/0,8M	Adapter cable to connect the IB IL RS232 and IB IL RS232-PRO Inline communication terminals to the interface converter, e.g. modem, Com server, Bluetooth or fiber optics.

### General

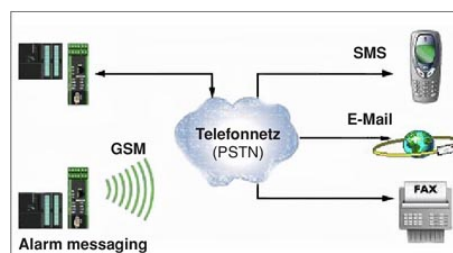
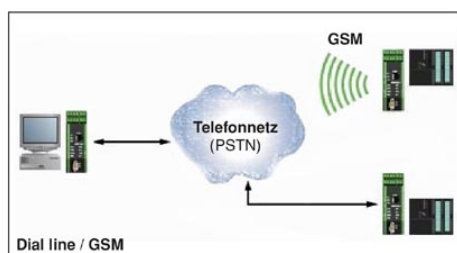
2800491	CSMA-LAMBDA/4-2.0-BS-SET	Attachment plug with Lambda/4 technology as surge protection for coaxial signal interfaces. Connection: Male/female SMA connectors.
2707437	ME 22,5 TBUS 1,5/ 5-ST-3,81 GN	DIN rail connector for current transducers, gold-plated contacts, for DIN rail mounting, 5-pos.
2866983	MINI-SYS-PS-100-240AC/24DC/1.5	DIN rail power supply unit, primary-switched mode, slim design, output: 24 V DC / 1.5 A
2708766	PSI-MODEM-SPLITTER	Switching module for accessing two control systems via one modem. The serial connection is switched over via the switching output of the modem or via the switch on the front side of the splitter.

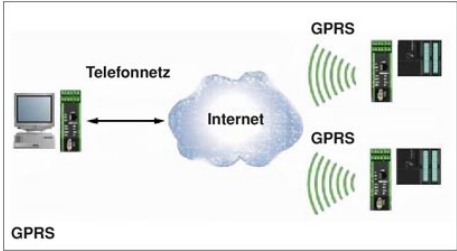
### Plug/Adapter

2313148	PSI-MPI/RS232-PC	MPI adapter for coupling to the programming interface of a SIMATIC® S7-300 / 400 control
2708753	PSM-AD-D9-NULLMODEM	V.24 (RS-232) zero modem connector

### Drawings

#### Application drawing





**Address**

PHOENIX CONTACT Ltd  
Halesfield 13  
Telford / Shropshire / TF7 4PG,England  
Phone 01952 681 700  
Fax 01952 681 799  
<http://www.phoenixcontact.co.uk>



Phoenix Contact Ltd.  
Technical modifications reserved;