

Switch - FL SWITCH SF 7TX/FX ST - 2832577

Please be informed that the data shown in this PDF Document is generated from our Online Catalog. Please find the complete data in the user's documentation. Our General Terms of Use for Downloads are valid (<http://download.phoenixcontact.com>)



Ethernet Switch, 7 TP RJ45 ports, 1 FO port, 100 Mbps full duplex in ST-D format, automatic detection of data transmission speed of 10 or 100 Mbps (RJ45), autocrossing function

Product Features

- Auto negotiation and autocrossing detection simplifies installation and setup
- Local diagnostic indicators with LEDs
- Security options with cable locking
- Relay contact for alarm processing of voltage states
- RJ45 ports support a transmission speed of 10/100 Mbps; fiber optic ports support 100 Mbps



Ethernet

Key commercial data

Packing unit	1
Minimum order quantity	250
Catalog page	Page 93 (AX-2011)
GTIN	 4 046356 044073
Custom tariff number	85176200
Country of origin	TAIWAN

Technical data

Interfaces

Interface 1	Ethernet (RJ45)
No. of ports	7 (RJ45 ports)
Connection method	RJ45
Note on connection method	Auto negotiation and autocrossing
Transmission physics	Ethernet in RJ45 twisted pair
Transmission speed	10/100 MBit/s
Transmission length	100 m (per segment)
Signal LEDs	Data receive, link status
Interface 2	Fiber optic interface
No. of ports	1 (FO port)

Switch - FL SWITCH SF 7TX/FX ST - 2832577

Technical data

Interfaces

Connection method	ST
Transmission physics	Multimode fiberglass
Transmission speed	100 MBit/s (ST, full duplex)
Transmission length	2000 m (Fiberglass 50/125)
Wavelength	1300 nm
Interface 4	Potential-free signaling contact
Connection method	Plug-in/screw connection via COMBICON

Function

Basic functions	Unmanaged switch / autonegotiation, complies with IEEE 802.3, store and forward switching mode
Status and diagnostic indicators	LEDs: U _{S1} , U _{S2} (redundant voltage supply), link and activity per port

Network expansion parameters

Cascading depth	Network, linear, and star structure: any
Maximum conductor length ((twisted pair)	100 m

Supply voltage

Supply voltage	24 V DC
Residual ripple	3.6 V _{pp} (within the permitted voltage range)
Supply voltage range	18.5 V DC ... 30.2 V DC
Typical current consumption	typ. 220 mA

General data

Width	135 mm
Height	115.3 mm
Depth	30 mm
Mounting type	DIN rail
Type AX	Block design
Weight	140 g
Degree of protection	IP20
Ambient temperature (operation)	0 °C ... 55 °C
Ambient temperature (storage/transport)	-20 °C ... 70 °C
Permissible humidity (operation)	30 % ... 95 % (no condensation)
Permissible humidity (storage/transport)	30 % ... 95 % (no condensation)
Air pressure (operation)	86 kPa ... 108 kPa (up to 1500 m above mean sea level)
Air pressure (storage/transport)	66 kPa ... 108 kPa (up to 3500 m above mean sea level)
Housing material	Aluminum
Noise emission	EN 61000-6-4
Noise immunity	EN 61000-6-2:2005

Conformity with EMC directives

Developed in acc. with standard	IEC 61000-6.2
Test standard	IEC 61000-4-2 (ESD)

Switch - FL SWITCH SF 7TX/FX ST - 2832577

Technical data

Conformity with EMC directives

Test result	Criterion B
Test standard	IEC 61000-4-3 (immunity to radiated interference)
Test result	Criterion A
Test standard	IEC 61000-4-4 (burst)
Test result	Criterion A
Test standard	IEC 61000-4-5 (surge)
Test result	Criterion A
Test standard	IEC 61000-4-6 (immunity to conducted interference)
Test result	Criterion A
Test standard	IEC 61000-4-8 (immunity to magnetic fields)
Test result	Criterion A
Test standard	EN 55022 (emitted interference)
Test result	Criterion A

Classifications

ETIM

ETIM 2.0	EC000734
ETIM 3.0	EC000734
ETIM 4.0	EC000734
ETIM 5.0	EC000734

UNSPSC

UNSPSC 11	43172015
UNSPSC 12.01	43201410
UNSPSC 13.2	43201410
UNSPSC 6.01	43172015
UNSPSC 7.0901	43201404

eCl@ss

eCl@ss 4.0	27250501
eCl@ss 4.1	27250501
eCl@ss 5.0	27250501
eCl@ss 5.1	27250501
eCl@ss 6.0	19170106
eCl@ss 7.0	19170106

Approvals

Approvals

Switch - FL SWITCH SF 7TX/FX ST - 2832577

Approvals

Approvals


UL Recognized / cUL Recognized / cULus Recognized


Ex Approvals


UL Listed / cUL Listed / cULus Listed

Approvals submitted

Approval details

UL Recognized 

cUL Recognized 

cULus Recognized 

Accessories

Accessories

Cable/conductor

Patch cable - FL CAT5 PATCH 0,3 - 2832250



Patch cable, CAT5, assembled, 0.3 m

Patch cable - FL CAT5 PATCH 0,5 - 2832263



Patch cable, CAT5, assembled, 0.5 m

Switch - FL SWITCH SF 7TX/FX ST - 2832577

Accessories

Patch cable - FL CAT5 PATCH 1,0 - 2832276



Patch cable, CAT5, assembled, 1.0 m

Patch cable - FL CAT5 PATCH 1,5 - 2832221



Patch cable, CAT5, assembled, 1.5 m

Patch cable - FL CAT5 PATCH 2,0 - 2832289



Patch cable, CAT5, assembled, 2.0 m

Patch cable - FL CAT5 PATCH 3,0 - 2832292



Patch cable, CAT5, assembled, 3.0 m

Patch cable - FL CAT5 PATCH 5,0 - 2832580



Patch cable, CAT5, assembled, 5.0 m

Patch cable - FL CAT5 PATCH 7,5 - 2832616



Patch cable, CAT5, assembled, 7.5 m

Switch - FL SWITCH SF 7TX/FX ST - 2832577

Accessories

Patch cable - FL CAT5 PATCH 10,0 - 2832629



Patch cable, CAT5, assembled, 10.0 m

Plug/Adapter

RJ45 plug connector - FL PLUG RJ45 GR/2 - 2744856



RJ45 connector, shielded, with bend protection sleeve, 2 pieces, gray for straight cables, for assembly on site. For connections that are not crossed, it is recommended that you use the connector set with gray bend protection sleeve.

RJ45 plug connector - FL PLUG RJ45 GN/2 - 2744571



RJ45 connector, shielded, with bend protection sleeve, 2 pieces, green for crossed cables, for assembly on site. For connections that are crossed, it is recommended that the connector set with green bend protection sleeves is used.

Software

Software - FL SWT - 2831044



Factory Manager, multilingual, configuration and diagnostics software for ETHERNET networks in automation

Software - FL SNMP OPC SERVER - 2832166



SNMP-OPC server, German and English, for monitoring and configuration of SNMP-capable equipment in HMI and SCADA systems

Tools

Switch - FL SWITCH SF 7TX/FX ST - 2832577

Accessories

Assembly tool - FL CRIMPTOOL - 2744869



Crimping pliers, for assembling the RJ45 connectors FL PLUG RJ45..., for assembly on site

Patch box - FL PBX 8TX - 2832496



Patch box with eight RJ45 network connections

Patch box - FL PBX 6TX/4FX - 2832506



Patch box with six RJ45 and four FO network connections

Dust protection - FL RJ45 PROTECT CAP - 2832991



Dust protection caps for RJ45 female connector

Security element - FL SEC PAC 4TX - 2832865



Layer1 security elements for four RJ45 network connections for use with patch boxes and panels

Switch - FL SWITCH SF 7TX/FX ST - 2832577

Accessories

End clamp - E/NS 35 N - 0800886



End clamp, width: 9.5 mm, color: gray

© Phoenix Contact 2012 - all rights reserved
<http://www.phoenixcontact.com>