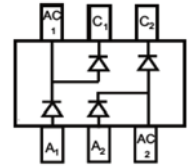


# Surface Mount Schottky Barrier Diode



## Features:

- Low Forward Voltage Drop
- Fast Switching
- Ultra-Small Surface Mount Package
- PN Junction Guard Ring For Transient and ESD Protection
- Available in Lead Free Version



SOT-363

## Applications:

High speed switching application

## Max. Rating @ TA = 25°C unless otherwise specified

Parameter	Symbol	Value	Unit
Repetitive peak reverse voltage Working peak reverse voltage DC reverse voltage	V <sub>RRM</sub> V <sub>RMS</sub> V <sub>R</sub>	30	V
Forward continuous current	I <sub>F</sub>	200	mA
Repetitive peak forward current	I <sub>FRM</sub>	300	mA
Forward surge current @t<1.0s	I <sub>FSM</sub>	0.6	A
Power dissipation	P <sub>D</sub>	200	mW
Thermal resistance, junction to ambient	R <sub>θJA</sub>	625	°C/W
Junction and storage temperature	T <sub>j</sub> , T <sub>stg</sub>	-65 to +150	°C

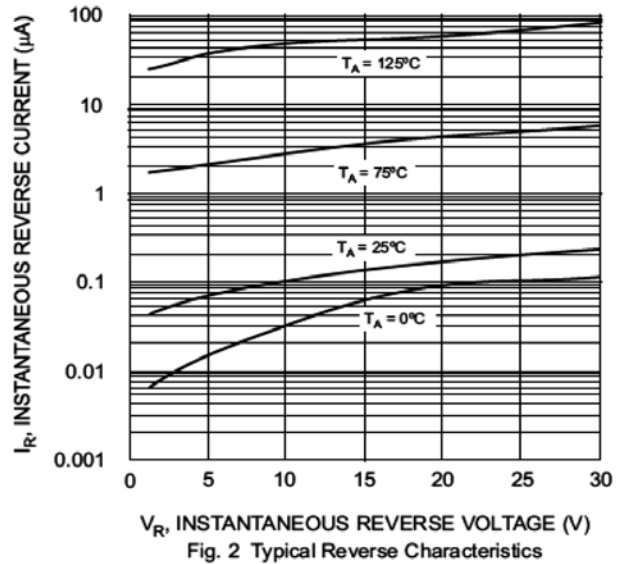
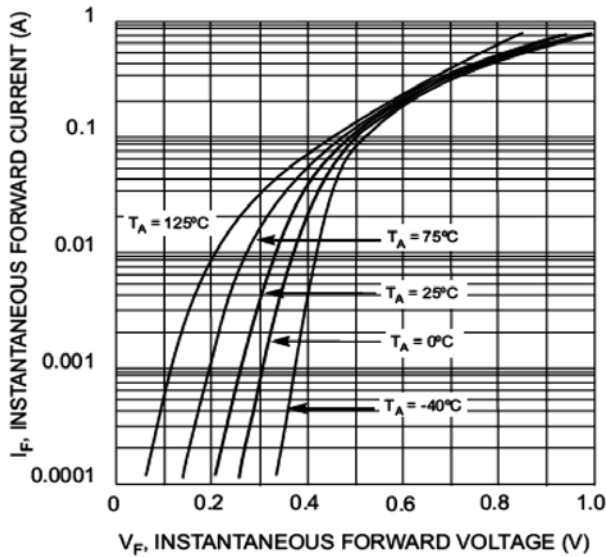
## Electrical Characteristics @ TA = 25°C unless otherwise specified

Parameter	Symbol	Conditions	Min.	Max.	Unit
Reverse breakdown voltage	V <sub>(BR)R</sub>	I <sub>R</sub> = 100µA	30	-	V
Average reverse current	I <sub>R</sub>	V <sub>R</sub> = 25V	-	2	µA
Forward voltage	V <sub>F</sub>	I <sub>F</sub> = 0.1mA I <sub>F</sub> = 1mA I <sub>F</sub> = 10mA I <sub>F</sub> = 30mA I <sub>F</sub> = 100mA	-	240 320 400 500 1,000	mV
Total capacitance	C <sub>T</sub>	V <sub>R</sub> = 1V, f=1MHz	-	10	pF
Reverse recovery time	t <sub>rr</sub>	I <sub>F</sub> = I <sub>R</sub> = 10mA, R <sub>L</sub> = 100Ω	-	5	ns

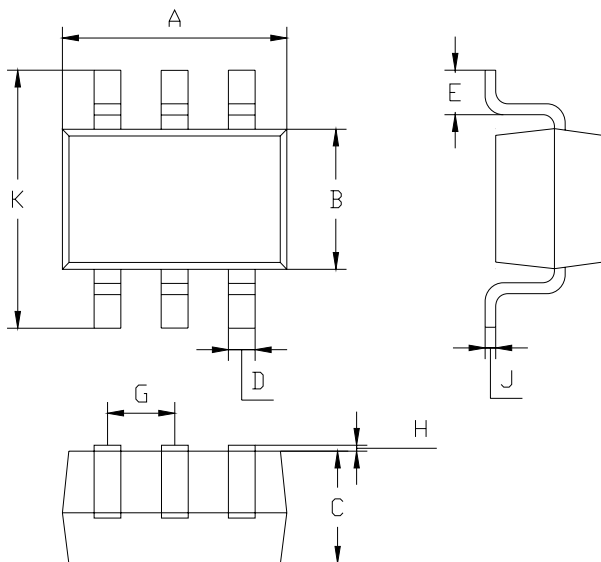
# Surface Mount Schottky Barrier Diode



Typical Characteristics @  $T_A = 25^\circ\text{C}$  unless otherwise specified



## Plastic surface mounted package



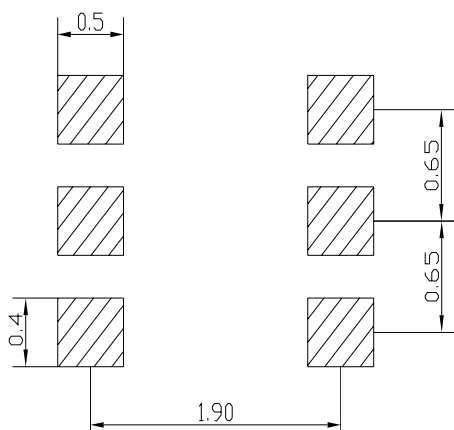
SOT-363		
Dim	Min	Max
A	1.8	2.2
B	1.15	1.35
C	1.0 Typical	
D	0.1	0.3
E	0.25	0.4
G	0.65 Typical	
H	0.02	0.1
J	0.1 Typical	
K	2.1	2.3
All Dimensions in mm		



# Surface Mount Schottky Barrier Diode



## Soldering Footprint



Unit : mm

## Package Information

Device	Package	Shipping
BAT54BRW-7-F	SOD-363	3,000 / Tape & Reel

## Part Number Table

Description	Part Number
Surface Mount Schottky Barrier Diode	BAT54BRW-7-F

**Important Notice :** This data sheet and its contents (the "Information") belong to the members of the Premier Farnell group of companies (the "Group") or are licensed to it. No licence is granted for the use of it other than for information purposes in connection with the products to which it relates. No licence of any intellectual property rights is granted. The Information is subject to change without notice and replaces all data sheets previously supplied. The Information supplied is believed to be accurate but the Group assumes no responsibility for its accuracy or completeness, any error in or omission from it or for any use made of it. Users of this data sheet should check for themselves the Information and the suitability of the products for their purpose and not make any assumptions based on information included or omitted. Liability for loss or damage resulting from any reliance on the Information or use of it (including liability resulting from negligence or where the Group was aware of the possibility of such loss or damage arising) is excluded. This will not operate to limit or restrict the Group's liability for death or personal injury resulting from its negligence. Multicomp is the registered trademark of the Group. © Premier Farnell plc 2012.