
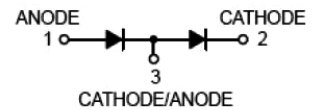


Dual Series Switching Diode



Features:

- Fast Switching Speed
- High Conductance
- Connected In Series
- Surface Mount Package Ideally Suited for Automatic Insertion



SOT-323

Applications:

For general purpose switching application

Max. Rating @ $T_A = 25^\circ\text{C}$ unless otherwise specified

Parameter	Symbol	Limits	Unit
Non repetitive peak reverse voltage	V_{RM}	100	V
Repetitive peak reverse voltage Working peak reverse voltage DC reverse voltage	V_{RRM} V_{RMS} V_R	75	V
Peak forward surge current	I_{FSM}	1 2	A
	@t = 1s @t = 1 μ s		
Forward continuous current	I_{FM}	300	mA
Average rectified output current	I_O	150	mA
Power dissipation	P_D	200	mW
Junction and storage temperature	T_j, T_{STG}	-65 to +150	$^\circ\text{C}$

Electrical Characteristics @ $T_A = 25^\circ\text{C}$ unless otherwise specified

Parameter	Symbol	Conditions	Min.	Max.	Unit
Reverse voltage leakage current	I_R	$V_R = 75\text{V}$ $V_R = 20\text{V}$	-	2.5 25	A nA
Forward voltage	V_F	$I_F = 1\text{mA}$ $I_F = 10\text{mA}$ $I_F = 50\text{mA}$ $I_F = 150\text{mA}$	-	715 855 1,000 1,250	mV
Junction capacitance	C_J	$V_R = 0\text{V}, f = 1\text{MHz}$	-	2	V
Reverse recovery time	t_{rr}	$I_F = I_R = 10\text{mA},$ $V_R = 5\text{V}, R_C = 100\Omega$	-	4	ns

Dual Series Switching Diode

Typical Characteristics @ $T_A = 25^\circ\text{C}$ unless otherwise specified

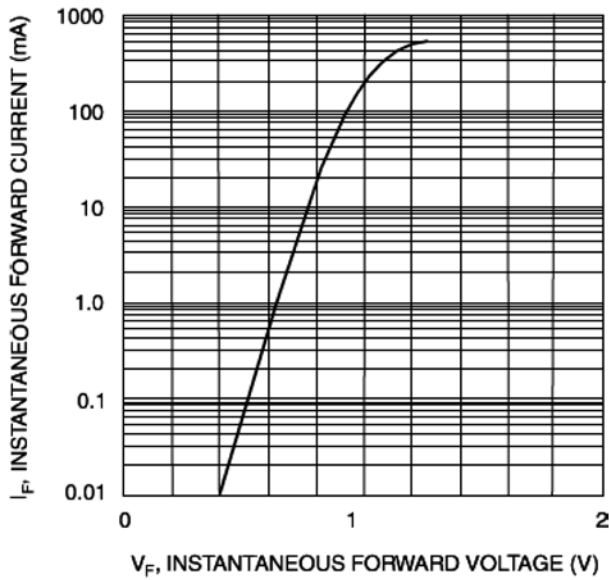


Fig. 1 Forward Characteristics

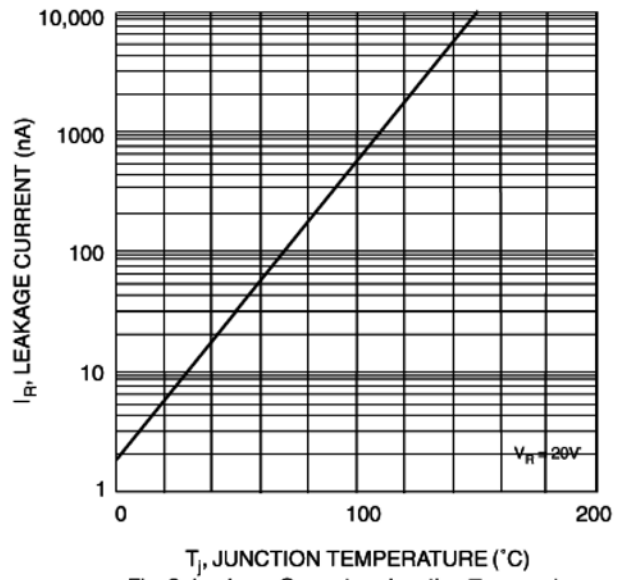
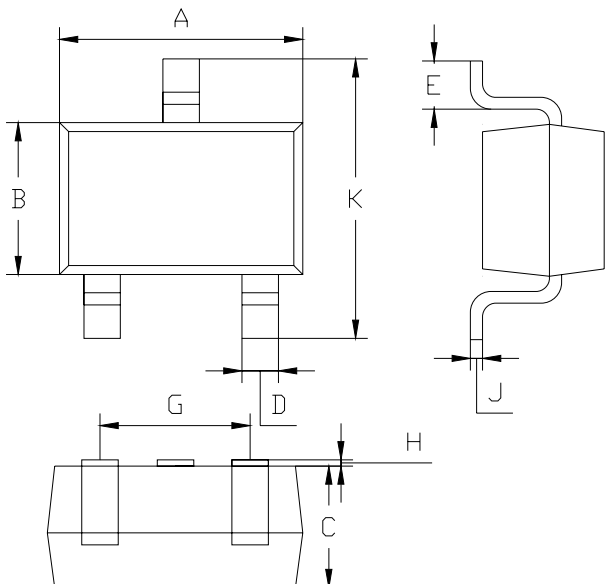


Fig. 2 Leakage Current vs Junction Temperature

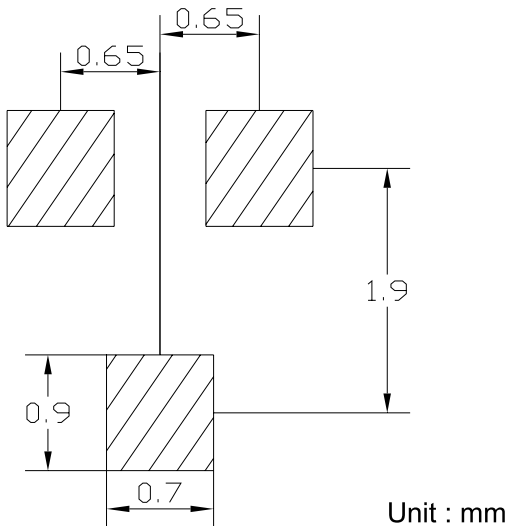
Plastic surface mounted package



SOT-323		
Dim	Min	Max
A	1.8	2.2
B	1.15	1.35
C	1 Typical	
D	0.15	0.35
E	0.25	0.4
G	1.2	1.4
H	0.02	0.1
J	0.1 Typical	
K	2.1	2.3
All Dimensions in mm		

Dual Series Switching Diode

Soldering Footprint



Package Information

Device	Package	Shipping
BAV99W-7-F	SOT-323	3,000 / Tape & Reel

Part Number Table

Description	Part Number
Dual series switching diode	BAV99W-7-F

Important Notice : This data sheet and its contents (the "Information") belong to the members of the Premier Farnell group of companies (the "Group") or are licensed to it. No licence is granted for the use of it other than for information purposes in connection with the products to which it relates. No licence of any intellectual property rights is granted. The Information is subject to change without notice and replaces all data sheets previously supplied. The Information supplied is believed to be accurate but the Group assumes no responsibility for its accuracy or completeness, any error in or omission from it or for any use made of it. Users of this data sheet should check for themselves the Information and the suitability of the products for their purpose and not make any assumptions based on information included or omitted. Liability for loss or damage resulting from any reliance on the Information or use of it (including liability resulting from negligence or where the Group was aware of the possibility of such loss or damage arising) is excluded. This will not operate to limit or restrict the Group's liability for death or personal injury resulting from its negligence. Multicomp is the registered trademark of the Group. © Premier Farnell plc 2012.