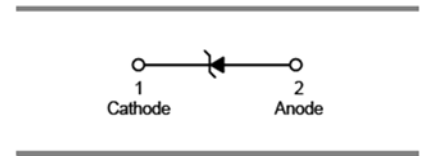


Surface Mount Zener Diode



SOD-123

Features:

- Planar Die Construction
- 500mW Power Dissipation
- General Purpose, Medium Current
- Ideally Suited For Automated Assembly Processes

Applications:

- Zener diode
- Ultra-small surface mount package

Maximum Rating @ T_A = 25°C unless otherwise specified

Characteristic	Symbol	Value	Unit
Forward voltage @ I _F = 10mA	V _F	0.9	V
Power dissipation	P _D	500	mW
Thermal resistance, junction to ambient air	R _{θJA}	350	°C/W
Junction temperature	T _j	150	°C
Storage temperature range	T _{stg}	-65 to +150	°C

Note : Device mounted on ceramic PCB; 7.6mm × 9.4mm × 0.87mm with pad areas 25mm².
Tested with pulses, T_p ≤ 1ms.

Electrical Characteristics @ T_A = 25°C unless otherwise specified

Type Number	Type Code	Zener Voltage Range			Test Current	Maximum Zener Impedance		Maximum Reverse Leakage Current	
		V _z @I _{ZT}				Z _{ZT} @I _{ZT}	Z _{ZK} @I _{ZK} = 0.25mA	I _R	@V _R
		Nom(V)	Min(V)	Max(V)	mA	Ω		μA	V
MMSZ5234B	E4	6.2	5.89	6.51	20	7	1,000	5	4



Surface Mount Zener Diode



Typical Characteristics @ $T_A = 25^\circ\text{C}$ unless otherwise specified

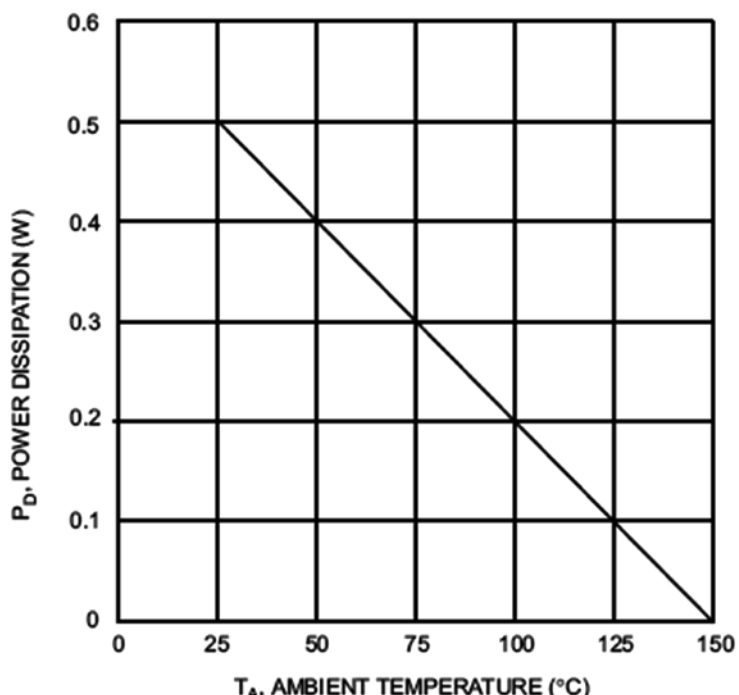
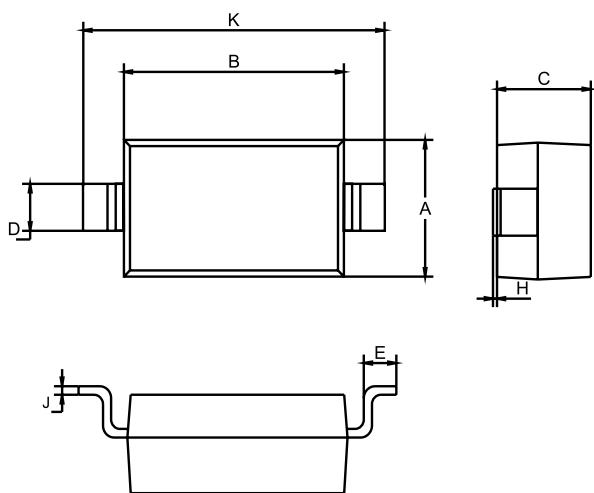


Fig. 1 Power Dissipation vs Ambient Temperature

Package Outline

Plastic surface mounted package



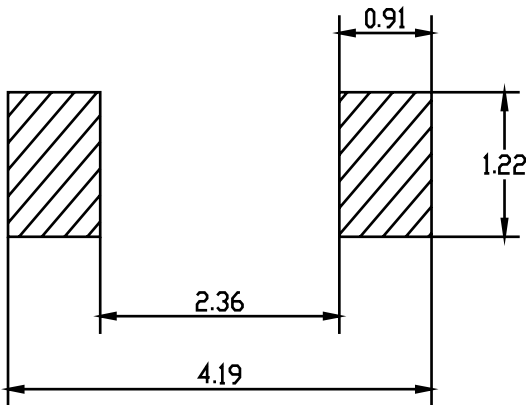
SOD-123		
Dim	Min	Max
A	1.4	1.8
B	2.55	2.85
C	1.15 Typical	
D	0.5	0.6
E	0.3	0.4
H	0.02	0.10
J	0.1 Typical	
K	3.55	3.85
All Dimensions in mm		



Surface Mount Zener Diode



Soldering Footprint



Dimensions : Millimetres

Package Information

Device	Package	Shipping
MMSZ5234B-7-F	SOD-123	3,000/Tape & Reel

Part Number Table

Description	Part Number
Surface Mount Zener Diode	MMSZ5234B-7-F

Important Notice : This data sheet and its contents (the "Information") belong to the members of the Premier Farnell group of companies (the "Group") or are licensed to it. No licence is granted for the use of it other than for information purposes in connection with the products to which it relates. No licence of any intellectual property rights is granted. The Information is subject to change without notice and replaces all data sheets previously supplied. The Information supplied is believed to be accurate but the Group assumes no responsibility for its accuracy or completeness, any error in or omission from it or for any use made of it. Users of this data sheet should check for themselves the Information and the suitability of the products for their purpose and not make any assumptions based on information included or omitted. Liability for loss or damage resulting from any reliance on the Information or use of it (including liability resulting from negligence or where the Group was aware of the possibility of such loss or damage arising) is excluded. This will not operate to limit or restrict the Group's liability for death or personal injury resulting from its negligence. Multicomp is the registered trademark of the Group. © Premier Farnell plc 2012.

www.element14.com
www.farnell.com
www.newark.com

