


Silicon Bridge Rectifier



Features:

- Rating to 1,000V PRV
- Surge Overload Rating to 200A Peak
- Ideal for Printed Circuit Board
- Reliable Low Cost Construction Utilizing Molded Plastic Technique Results in Inexpensive Product
- Lead Solderable per MIL-STD-202 Method 208

Mechanical Data:

- Polarity: Symbols Moulded on Body
- Weight: 0.23oz, 6.6g
- Mounting Position: Any

Maximum Ratings And Electrical Characteristics:

Ratings at 25°C ambient temperature unless otherwise specified.

Single phase, half wave, 60Hz, resistive or inductive load. For capacitive load, derate by 20%.

Characteristics	Symbol	GBJ1010-F	Units
Maximum recurrent peak reverse voltage	V_{RRM}	1000	V
Maximum RMS voltage	V_{RMS}	700	V
Maximum DC blocking voltage	V_{DC}	1000	V
Maximum average forward output current at $T_a=110^\circ\text{C}$	$I_{F(AV)}$	10	A
Peak forward surge current 8.3ms single half-sine-wave super imposed on rated load	I_{FSM}	200	A
Maximum instantaneous forward voltage at 5A	V_F	1.1	V
Maximum reverse current at $T_a=25^\circ\text{C}$ At rated DC blocking voltage at $T_a=100^\circ\text{C}$	I_R	5 0.5	μA mA
Typical junction capacitance per element	C_J	55	pF
Typical thermal resistance	$R_{\theta JC}$	1.4	$^\circ\text{C/W}$
Storage and Operating junction temperature range	T_J, T_{STG}	-50 to +150	$^\circ\text{C}$

Notes:

- (1) Measured at 1MHz and applied reverse voltage of 4V DC
- (2) Device mounted on 300mm x 300mm x 1.6mm cu Plate heatsink

Silicon Bridge Rectifier



FIG.1 - PEAK FORWARD SURGE CURRENT

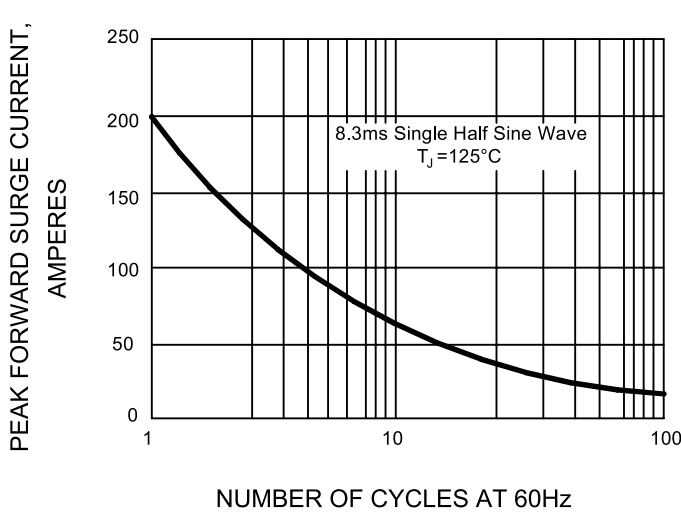


FIG.2 -- FORWARD DERATING CURVE

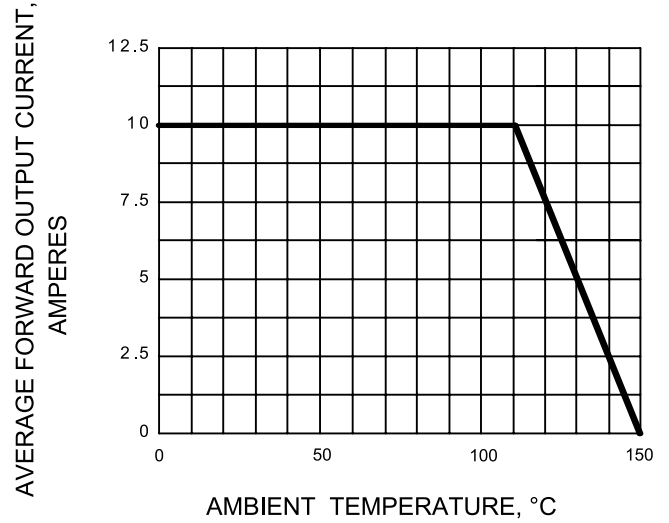


FIG.3 - TYPICAL FORWARD CHARACTERISTIC

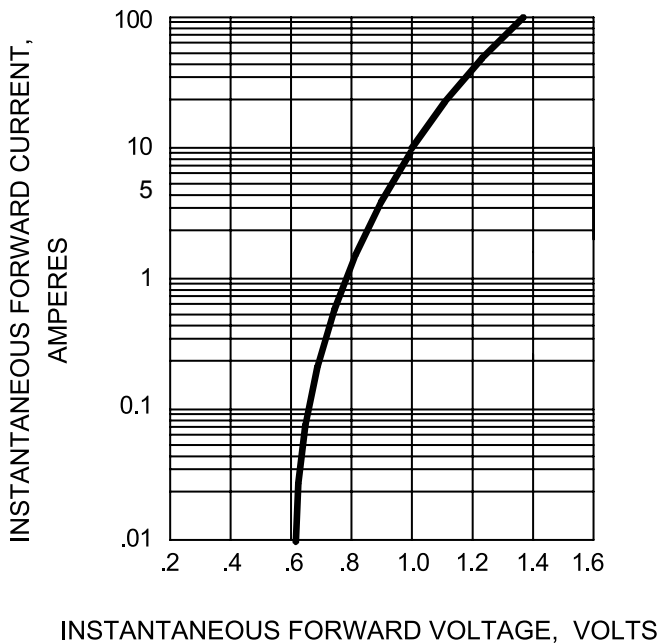
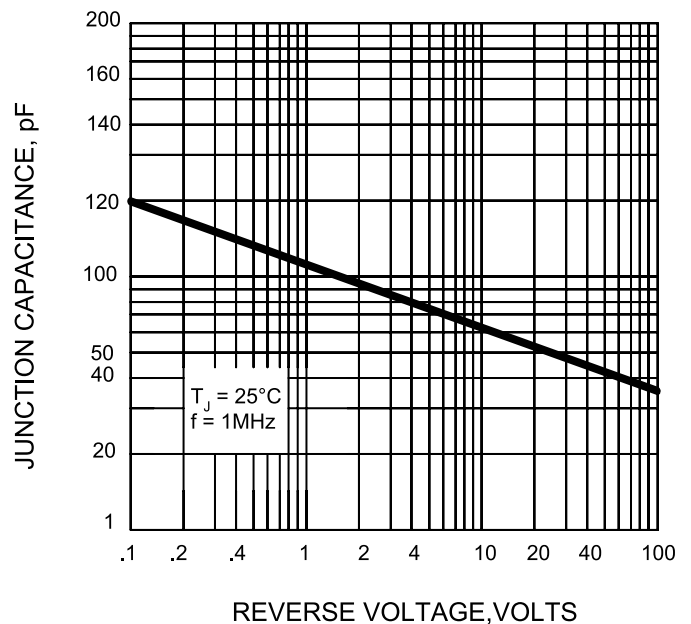


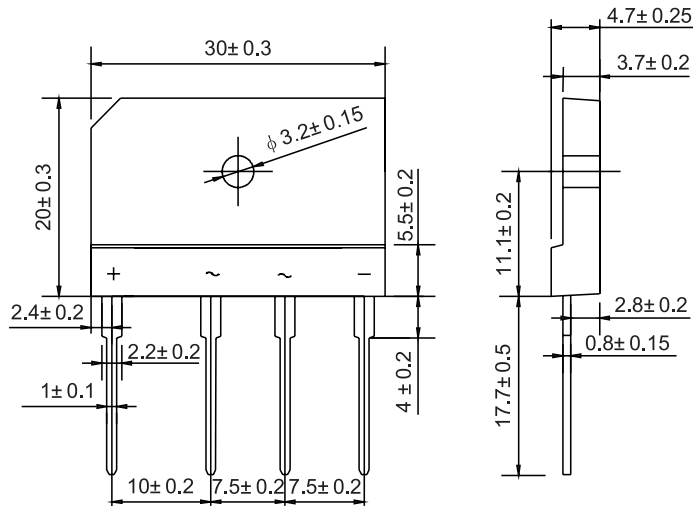
FIG.4 - TYPICAL JUNCTION CAPACITANCE



Silicon Bridge Rectifier



Package Outline Dimensions:



KBJ

Part Number Table

Description	Part Number
Silicon Bridge Rectifier	GBJ1010-F

Important Notice : This data sheet and its contents (the "Information") belong to the members of the Premier Farnell group of companies (the "Group") or are licensed to it. No licence is granted for the use of it other than for information purposes in connection with the products to which it relates. No licence of any intellectual property rights is granted. The Information is subject to change without notice and replaces all data sheets previously supplied. The Information supplied is believed to be accurate but the Group assumes no responsibility for its accuracy or completeness, any error in or omission from it or for any use made of it. Users of this data sheet should check for themselves the Information and the suitability of the products for their purpose and not make any assumptions based on information included or omitted. Liability for loss or damage resulting from any reliance on the Information or use of it (including liability resulting from negligence or where the Group was aware of the possibility of such loss or damage arising) is excluded. This will not operate to limit or restrict the Group's liability for death or personal injury resulting from its negligence. Multicomp is the registered trademark of the Group. © Premier Farnell plc 2012.

www.element14.com
www.farnell.com
www.newark.com

