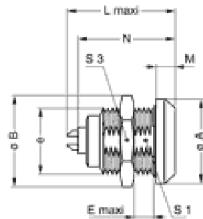


MECHANICAL DETAILS

Shell Style Model	EG* : Fixed receptacle nut fixing
Keying	1 key (alpha=0, plug: male contacts, receptacle: female contacts)
Housing Material	Brass (chrome plated) shell and collet nut, nickel plated brass latch sleeve and mid pieces
Cable Fixing	0 - 0 mm
Variant 2	:

		E	L	M	N	S1	S3
Mm.		9	27	4.5	25.1	14.5	19
In.		0.35	1.06	0.18	0.99	0.57	0.75




PERFORMANCE DETAIL

Insert	1K.307 : 7 Low Voltage
Insulator	L: PEEK
Specifications	
Contact Type:	Solder
Max. Matings:	5000
Contact Dia.:	0.7 mm (0.028in)
Bucket Dia.:	0.8 mm (0.031in)
Max. Solid	0.34 mm ² (AWG 22)
Max. Stranded	0.34 mm ² (AWG 22)
R (max):	6.1 mOhm




OTHER CHARACTERISTICS







Shell Style/Model	Libellé
Humidity (max):	<=95% [at 60 deg C /140 F]
Vibration:	15 g [10 Hz - 2000 Hz]
Shock Resistance:	100 g [6 ms]
Salt Spray	>144 hr
Climatical	50/175/21
Shielding (min):	95 dB (10 MHz)
Shielding (min):	80 dB (1 GHz)
IP Rating	68



Available Download

 [unipole_multipole.pdf](#)

Related links

-  [Contact](#)
-  [Quote Request](#)
-  [Catalogs Downloads](#)
-  [Catalogs Requests](#)
-  [Sample Request](#)
-  [3D drawings](#)