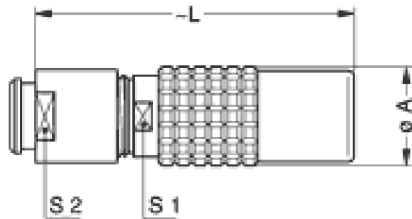


## MECHANICAL DETAILS


<b>Shell Style Model</b>	PH* : Free receptacle cable collet and nut for fitting a bend relief
<b>Keying</b>	1 key (alpha=0, plug: male contacts, receptacle: female contacts)
<b>Housing Material</b>	Brass (chrome plated) shell and collet nut, nickel plated brass latch sleeve and mid pieces
<b>Cable Fixing</b>	8.3 - 9.2 mm
<b>Variant 2</b>	Z : Nut for fitting a bend relief

	A	L	S1	S2
Mm.	16.5	47	13	12
In.	0.65	1.85	0.51	0.47



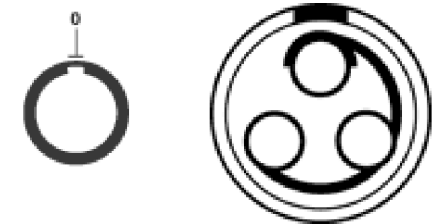
## PERFORMANCE DETAIL

<b>Insert</b>	2B.303 : 3 Low Voltage
<b>Insulator</b>	L: PEEK
<b>Specifications</b>	
<b>Contact Type:</b>	Solder
<b>Max. Matings:</b>	5000
<b>Contact Dia.:</b>	1.6 mm (0.063in)
<b>Bucket Dia.:</b>	1.4 mm (0.055in)
<b>Max. Solid</b>	1 mm <sup>2</sup> (AWG 16)
<b>Max. Stranded</b>	1 mm <sup>2</sup> (AWG 18)
<b>R (max):</b>	3.5 mOhm



## OTHER CHARACTERISTICS







<b>Shell Style/Model</b>	Libellé
<b>Humidity (max):</b>	<=95% [at 60 deg C /140 F]
<b>Vibration:</b>	15 g [10 Hz - 2000 Hz]
<b>Shock Resistance:</b>	100 g [ 6 ms]
<b>Salt Spray</b>	>144 hr
<b>Climatical</b>	50/175/21
<b>Shielding (min):</b>	75 dB (10 MHz)
<b>Shielding (min):</b>	40 dB (1 GHz)
<b>IP Rating</b>	50



## Available Download

 [unipole\\_multipole.pdf](#)

## Related links

-  [Contact](#)
-  [Quote Request](#)
-  [Catalogs Downloads](#)
-  [Catalogs Requests](#)
-  [Sample Request](#)
-  [3D drawings](#)