

Schottky Diode



RoHS
Compliant



Features:

- High surge current capability
- Void-free plastic in DO-201AD package
- High current operation 3A at $T_L = 75^\circ\text{C}$
- Exceeds environmental standards of MIL-S-19500/228

Specifications:

Mechanical Data:

Case	: Moulded plastic DO-201AD
Terminals	: Axial leads, solderable per MIL-STD-202, Method 208
Polarity	: Colour band denotes cathode
Mounting position	: Any
Weight	: 0.04oz, 1.1g

Maximum Ratings and Electrical Characteristics:

At $T_A = 25^\circ\text{C}$ unless otherwise specified. Single phase, half wave, 60Hz, resistive or inductive load.
All values except maximum RMS voltage are registered JEDEC parameters.

Parameters	SB350	SB360	Units
Maximum Recurrent Peak Reverse Voltage	50	60	V
Maximum RMS Voltage	35	42	
Maximum DC Blocking Voltage	50	60	
Maximum Average Forward Rectified Current at 75°C	3		A
Maximum Overload Surge Current at 1 cycle	80		
Maximum Forward Voltage at 3A DC	0.75		V
Maximum Full Load Reverse Current, Full Cycle Average at 25°C	0.5		mA DC
Maximum DC Reverse Current at Rated DC Reverse Voltage and 100°C	30		



Schottky Diode



Parameters	SB350	SB360	Units
Typical Junction Capacitance (Note 1)	180		pF
Typical Thermal Resistance (Note 2) R θ JA	40		°C/W
Operating and Storage Temperature Range	-50 to +125		°C

Notes:

1. Measured at 1MHz and applied reverse voltage of 4V DC.
2. Thermal resistance junction to ambient.

Ratings and Characteristic Curves

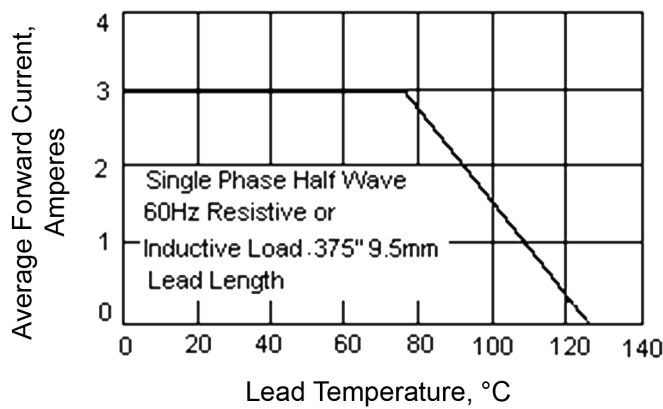


Figure 1 - Forward Current Derating Curve

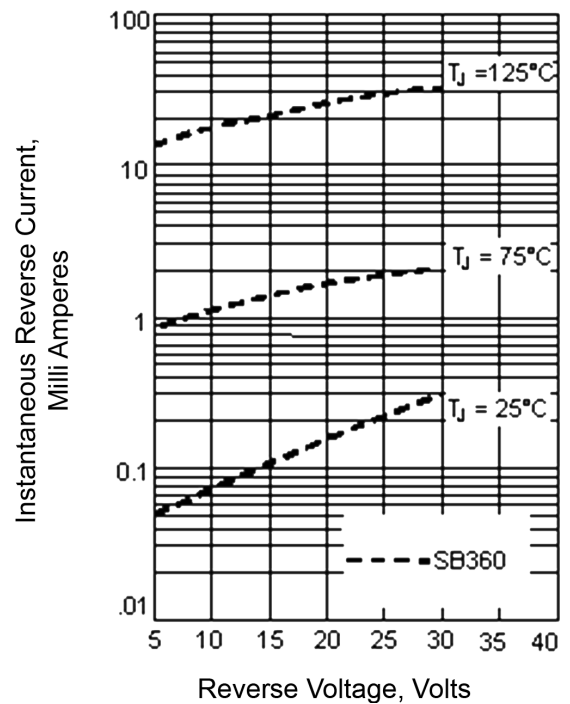


Figure 2 - Typical Reverse Characteristics



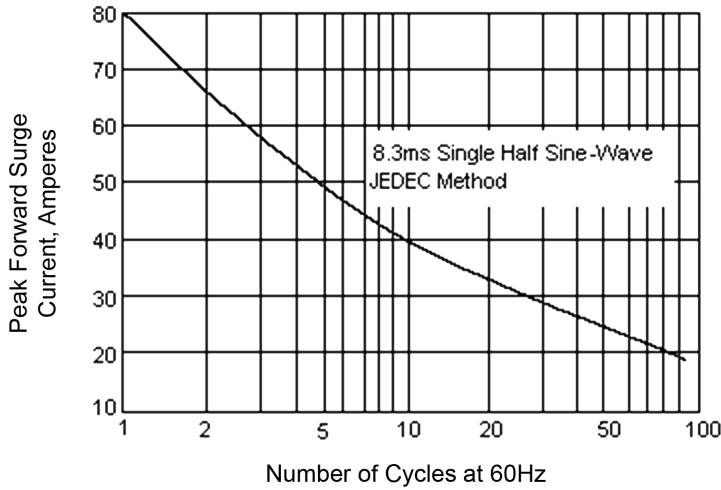


Figure 3 - Maximum Non-Repetitive Surge Current

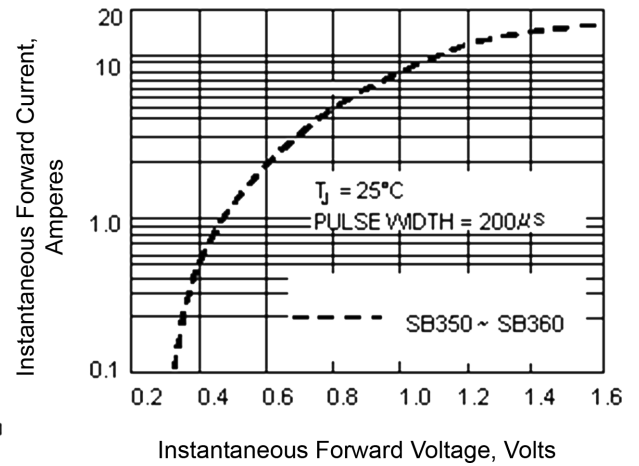


Figure 4 - Typical Forward Characteristics

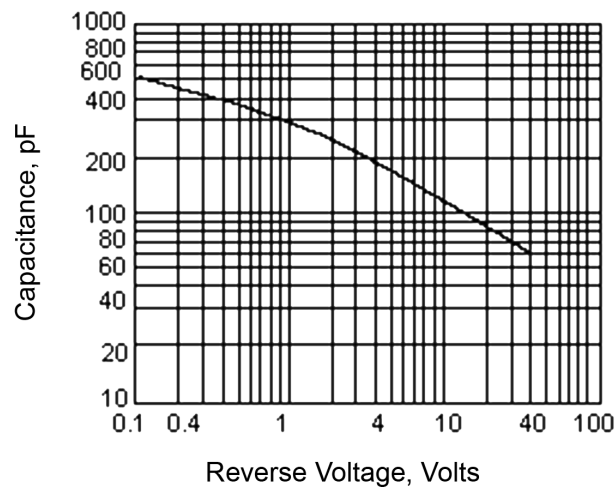
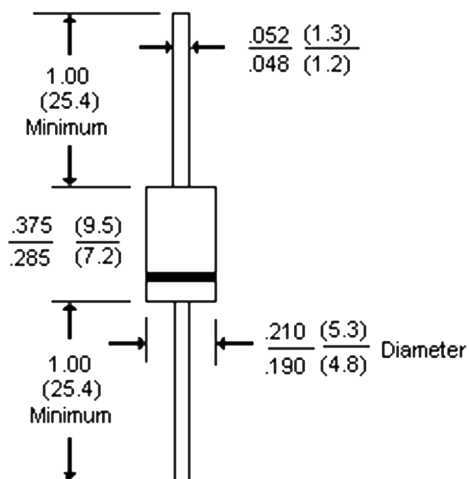


Figure 5 - Typical Junction Capacitance

Schottky Diode



DO-201AD



Dimensions : Inches (Millimetres)

Part Number Table

Description	Part Number
Diode, Schottky, 3A, 50V	SB350
Diode, Schottky, 3A, 60V	SB360

Important Notice : This data sheet and its contents (the "Information") belong to the members of the Premier Farnell group of companies (the "Group") or are licensed to it. No licence is granted for the use of it other than for information purposes in connection with the products to which it relates. No licence of any intellectual property rights is granted. The Information is subject to change without notice and replaces all data sheets previously supplied. The Information supplied is believed to be accurate but the Group assumes no responsibility for its accuracy or completeness, any error in or omission from it or for any use made of it. Users of this data sheet should check for themselves the Information and the suitability of the products for their purpose and not make any assumptions based on information included or omitted. Liability for loss or damage resulting from any reliance on the Information or use of it (including liability resulting from negligence or where the Group was aware of the possibility of such loss or damage arising) is excluded. This will not operate to limit or restrict the Group's liability for death or personal injury resulting from its negligence. Multicomp is the registered trademark of the Group. © Premier Farnell plc 2012.

www.element14.com
www.farnell.com
www.newark.com

