

# Drawer cabinets 75

Ordering made easy:



The pre-configured ready-to-order articles are:  
Cabinet housing with locking system,  
drawers and cabinet accessories

To be selected:

5. Partition material

Lista Units

18 x 27 E

18 x 36 E

27 x 27 E

**27 x 36 E**

36 x 27 E

36 x 36 E

## Pre-configured cabinets with drawers



Thanks to the stable construction from high-quality sheet steel with drawer heights from 50 to 300 mm, the housing can bear a total load of up to 4000 kg. All Lista products can be installed flexibly, on their own next to a workstation, combined with a workbench, stacked or as a mobile cabinet on castors.



### Colours

Cabinets available in 12 standard colours.  
When ordering, please use the desired three-digit colour code (instead of XXX).  
Customised colours on request.



For colour information see  
bookmark or fold-out page

Art. no. **78.497.010**  
Light blue, RAL 5012  
(excl. partition material)

### Pre-configured cabinets available in 11 different heights

Further individual configurations are possible (see individual parts from page 188).



**H**  283 383 533 650 700 800 850 1000 723/840/890/990 mm



45 x 36 E

54 x 27 E

54 x 36 E

64 x 36 E

78 x 36 E

**W** → 564 mm

**D** ↗ 725 mm

 459 x 612 mm

**H** ↑ 283 mm Clear height 200 mm








1 drawer  
200 mm













2 drawers  
50 mm  
150 mm



2 drawers  
100 mm  
100 mm

			Art. no.
	75	Key Lock	<b>78.495.XXX</b>
	75	Code Lock	<b>78.496.XXX</b>

			Art. no.
	75	Key Lock	<b>78.497.XXX</b>
	75	Code Lock	<b>78.498.XXX</b>

			Art. no.
	75	Key Lock	<b>78.499.XXX</b>
	75	Code Lock	<b>78.500.XXX</b>

**H** ↑ 383 mm Clear height 300 mm








1 drawer  
300 mm













3 drawers  
50 mm  
100 mm  
150 mm



3 drawers  
75 mm  
75 mm  
150 mm

			Art. no.
	75	Key Lock	<b>78.501.XXX</b>
	75	Code Lock	<b>78.502.XXX</b>

			Art. no.
	75	Key Lock	<b>14.437.XXX</b>
	75	Code Lock	<b>78.213.XXX</b>

			Art. no.
	75	Key Lock	<b>78.505.XXX</b>
	75	Code Lock	<b>78.506.XXX</b>

**H** ↑ 533 mm Clear height 450 mm








3 drawers  
50 mm  
100 mm  
300 mm













4 drawers  
50 mm  
100 mm  
100 mm  
200 mm



5 drawers  
50 mm  
75 mm  
75 mm  
100 mm  
150 mm

			Art. no.
	75	Key Lock	<b>78.507.XXX</b>
	75	Code Lock	<b>78.508.XXX</b>

			Art. no.
	75	Key Lock	<b>15.009.XXX</b>
	75	Code Lock	<b>78.282.XXX</b>

			Art. no.
	75	Key Lock	<b>78.511.XXX</b>
	75	Code Lock	<b>78.512.XXX</b>



Ordering step 5.: suitable partition material see page 198 ff

# Drawer cabinets 75

Lista Units

18 x 27 E

18 x 36 E

27 x 27 E

**27 x 36 E**

36 x 27 E

36 x 36 E

## Preconfigured cabinets Stationary versions








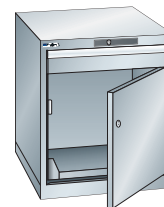
Art. no. **78.513.010**  
Light blue, RAL 5012  
(excl. partition material)

**H ↑ 650 mm** Clear height 550 mm







3 drawers  
100 mm  
150 mm  
300 mm

			Art. no.
	75	Key Lock	<b>78.513.XXX</b>
	75	Code Lock	<b>78.514.XXX</b>



1 drawer 100 mm  
1 door 450 mm, on right  
1 pull-out shelf

			Art. no.
	75	Key Lock	<b>78.515.XXX</b>








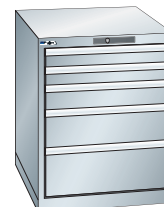
Art. no. **78.524.060**  
Black, NCS S 9000-N.  
(excl. partition material)

**H ↑ 700 mm** Clear height 600 mm








3 drawers  
100 mm  
200 mm  
300 mm

			Art. no.
	75	Key Lock	<b>78.516.XXX</b>
	75	Code Lock	<b>78.517.XXX</b>



5 drawers  
75 mm  
75 mm  
100 mm  
150 mm  
200 mm










			Art. no.
	75	Key Lock	<b>78.518.XXX</b>
	75	Code Lock	<b>78.519.XXX</b>

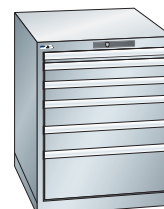


Art. no. **78.136.010**  
Light blue, RAL 5012  
(excl. partition material)












4 drawers  
100 mm  
150 mm  
150 mm  
200 mm

			Art. no.
	75	Key Lock	<b>14.350.010</b>
	75	Code Lock	<b>78.116.010</b>
	75	Key Lock	<b>14.350.020</b>
	75	Code Lock	<b>78.116.020</b>
	75	Key Lock	<b>14.350.XXX</b>
	75	Code Lock	<b>78.116.XXX</b>



6 drawers  
50 mm  
75 mm  
75 mm  
100 mm  
100 mm  
200 mm

			Art. no.
	75	Key Lock	<b>14.352.010</b>
	75	Code Lock	<b>78.120.010</b>
	75	Key Lock	<b>14.352.020</b>
	75	Code Lock	<b>78.120.020</b>
	75	Key Lock	<b>14.352.XXX</b>
	75	Code Lock	<b>78.120.XXX</b>

45 x 36 E

54 x 27 E

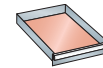
54 x 36 E

64 x 36 E

78 x 36 E

**W** → 564 mm

**D** ↗ 725 mm



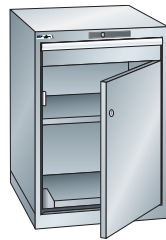
459 x 612 mm

**H** ↑ 800 mm Clear height 700 mm



6 drawers

- 75 mm
- 75 mm
- 100 mm
- 100 mm
- 150 mm
- 200 mm



1 drawer 100 mm

- 1 door 600 mm, on right
- 1 adjustable shelf
- 1 pull-out shelf

	kg		Art. no.
	75	Key Lock	<b>78.522.XXX</b>
	75	Code Lock	<b>78.523.XXX</b>

	kg		Art. no.
	75	Key Lock	<b>78.524.XXX</b>

**S Selection**

**The quick delivery programme**

Not just preconfigured but also quickly available: The Lista Selection cabinets in the colours light blue and light grey can be delivered within five working days ex works. For further information see **page 127**.

**.010**

**Light blue**  
RAL 5012

**.020**

**Light grey**  
RAL 7035



4 drawers

- 100 mm
- 100 mm
- 200 mm
- 300 mm



5 drawers

- 50 mm
- 100 mm
- 100 mm
- 150 mm
- 300 mm


	kg		Art. no.
	75	Key Lock	<b>14.371.010</b>
	75	Code Lock	<b>78.128.010</b>
	75	Key Lock	<b>14.371.020</b>
	75	Code Lock	<b>78.128.020</b>
	75	Key Lock	<b>14.371.XXX</b>
	75	Code Lock	<b>78.128.XXX</b>

	kg		Art. no.
	75	Key Lock	<b>14.368.010</b>
	75	Code Lock	<b>78.130.010</b>
	75	Key Lock	<b>14.368.020</b>
	75	Code Lock	<b>78.130.020</b>
	75	Key Lock	<b>14.368.XXX</b>
	75	Code Lock	<b>78.130.XXX</b>



7 drawers

- 50 mm
- 75 mm
- 75 mm
- 100 mm
- 100 mm
- 150 mm
- 150 mm



7 drawers

- 75 mm
- 75 mm
- 100 mm
- 100 mm
- 100 mm
- 100 mm
- 150 mm

	kg		Art. no.
	75	Key Lock	<b>14.354.010</b>
	75	Code Lock	<b>78.134.010</b>
	75	Key Lock	<b>14.354.020</b>
	75	Code Lock	<b>78.134.020</b>
	75	Key Lock	<b>14.354.XXX</b>
	75	Code Lock	<b>78.134.XXX</b>

	kg		Art. no.
	75	Key Lock	<b>14.367.010</b>
	75	Code Lock	<b>78.136.010</b>
	75	Key Lock	<b>14.367.020</b>
	75	Code Lock	<b>78.136.020</b>
	75	Key Lock	<b>14.367.XXX</b>
	75	Code Lock	<b>78.136.XXX</b>



Ordering step 5.: suitable partition material see page 198 ff



# Drawer cabinets 75

Lista Units

18 x 27 E

18 x 36 E

27 x 27 E

**27 x 36 E**

36 x 27 E






36 x 36 E

## Preconfigured cabinets Stationary versions

**H ↑ 850 mm** Clear height 750 mm








4 drawers  
150 mm  
150 mm  
150 mm  
300 mm

			Art. no.
	75	Key Lock	<b>78.525.XXX</b>
	75	Code Lock	<b>78.526.XXX</b>








5 drawers  
50 mm  
100 mm  
100 mm  
200 mm  
300 mm

			Art. no.
	75	Key Lock	<b>78.527.XXX</b>
	75	Code Lock	<b>78.528.XXX</b>












6 drawers  
75 mm  
100 mm  
100 mm  
100 mm  
125 mm  
250 mm

			Art. no.
	75	Key Lock	<b>78.529.XXX</b>
	75	Code Lock	<b>78.530.XXX</b>












5 drawers  
100 mm  
100 mm  
150 mm  
200 mm  
200 mm

			Art. no.
	75	Key Lock	<b>14.399.010</b>
	75	Code Lock	<b>78.142.010</b>
	75	Key Lock	<b>14.399.020</b>
	75	Code Lock	<b>78.142.020</b>
	75	Key Lock	<b>14.399.XXX</b>
	75	Code Lock	<b>78.142.XXX</b>












6 drawers  
50 mm  
100 mm  
100 mm  
150 mm  
150 mm  
200 mm

			Art. no.
	75	Key Lock	<b>14.407.010</b>
	75	Code Lock	<b>78.144.010</b>
	75	Key Lock	<b>14.407.020</b>
	75	Code Lock	<b>78.144.020</b>
	75	Key Lock	<b>14.407.XXX</b>
	75	Code Lock	<b>78.144.XXX</b>








7 drawers  
50 mm  
75 mm  
75 mm  
100 mm  
100 mm  
150 mm  
200 mm

			Art. no.
	75	Key Lock	<b>14.404.010</b>
	75	Code Lock	<b>78.146.010</b>
	75	Key Lock	<b>14.404.020</b>
	75	Code Lock	<b>78.146.020</b>
	75	Key Lock	<b>14.404.XXX</b>
	75	Code Lock	<b>78.146.XXX</b>







7 drawers  
75 mm  
75 mm  
100 mm  
100 mm  
100 mm  
150 mm  
150 mm

			Art. no.
	75	Key Lock	<b>78.531.XXX</b>
	75	Code Lock	<b>78.532.XXX</b>



1 drawer 150 mm  
1 door 600 mm, on right  
1 adjustable shelf  
1 pull-out shelf

			Art. no.
	75	Key Lock	<b>78.533.XXX</b>



45 x 36 E

54 x 27 E

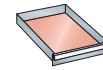
54 x 36 E

64 x 36 E

78 x 36 E

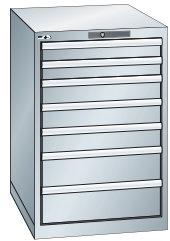
**W** → 564 mm

**D** ↗ 725 mm




459 x 612 mm

**H** ↑ 850 mm Clear height 750 mm



7 drawers  
75 mm  
75 mm  
100 mm  
100 mm  
100 mm  
150 mm  
150 mm



8 drawers  
50 mm  
75 mm  
75 mm  
100 mm  
100 mm  
100 mm  
100 mm  
150 mm

Color	kg	Lock	Art. no.
Blue	75	Key Lock	14.405.010
Blue	75	Code Lock	78.148.010
Grey	75	Key Lock	14.405.020
Grey	75	Code Lock	78.148.020
Multi	75	Key Lock	14.405.XXX
Multi	75	Code Lock	78.148.XXX

Color	kg	Lock	Art. no.
Blue	75	Key Lock	14.403.010
Blue	75	Code Lock	78.150.010
Grey	75	Key Lock	14.403.020
Grey	75	Code Lock	78.150.020
Multi	75	Key Lock	14.403.XXX
Multi	75	Code Lock	78.150.XXX

**S Selection**

**The quick delivery programme**

Not just preconfigured but also quickly available: The Lista Selection cabinets in the colours light blue and light grey can be delivered within five working days ex works.

For further information see **page 127**.


**.010**

**Light blue**  
RAL 5012


**.020**

**Light grey**  
RAL 7035

**H** ↑ 1000 mm Clear height 900 mm




5 drawers  
100 mm  
150 mm  
150 mm  
200 mm  
300 mm



6 drawers  
75 mm  
75 mm  
100 mm  
150 mm  
200 mm  
300 mm

Color	kg	Lock	Art. no.
Multi	75	Key Lock	78.534.XXX
Multi	75	Code Lock	78.535.XXX

Color	kg	Lock	Art. no.
Multi	75	Key Lock	78.536.XXX
Multi	75	Code Lock	78.537.XXX



7 drawers  
100 mm  
100 mm  
100 mm  
100 mm  
150 mm  
150 mm  
200 mm

Color	kg	Lock	Art. no.
Multi	75	Key Lock	78.538.XXX
Multi	75	Code Lock	78.539.XXX



Art. no. **78.534.180**  
Grey white, RAL 9002  
(excl. partition material)



Ordering step 5.: suitable partition material see page 198 ff

# Drawer cabinets 75

Lista Units

18 x 27 E

18 x 36 E

27 x 27 E

**27 x 36 E**

36 x 27 E

36 x 36 E

## Preconfigured cabinets Mobile versions






**H**  **723 mm**

Clear height **450 mm**

Housing height **533 mm**








4 drawers  
50 mm  
75 mm  
125 mm  
200 mm

			Art. no.
	75	Key Lock	<b>78.540.XXX</b>
	75	Code Lock	<b>78.541.XXX</b>












5 drawers  
50 mm  
75 mm  
75 mm  
100 mm  
150 mm

			Art. no.
	75	Key Lock	<b>78.542.XXX</b>
	75	Code Lock	<b>78.543.XXX</b>












4 drawers  
50 mm  
100 mm  
100 mm  
200 mm

			Art. no.
	75	Key Lock	<b>14.281.010</b>
	75	Code Lock	<b>78.153.010</b>
	75	Key Lock	<b>14.281.020</b>
	75	Code Lock	<b>78.153.020</b>
	75	Key Lock	<b>14.281.XXX</b>
	75	Code Lock	<b>78.153.XXX</b>












5 drawers  
50 mm  
50 mm  
100 mm  
100 mm  
150 mm

			Art. no.
	75	Key Lock	<b>14.331.010</b>
	75	Code Lock	<b>78.154.010</b>
	75	Key Lock	<b>14.331.020</b>
	75	Code Lock	<b>78.154.020</b>
	75	Key Lock	<b>14.331.XXX</b>
	75	Code Lock	<b>78.154.XXX</b>



6 drawers  
50 mm  
50 mm  
75 mm  
75 mm  
100 mm  
100 mm

			Art. no.
	75	Key Lock	<b>14.347.010</b>
	75	Code Lock	<b>78.155.010</b>
	75	Key Lock	<b>14.347.020</b>
	75	Code Lock	<b>78.155.020</b>
	75	Key Lock	<b>14.347.XXX</b>
	75	Code Lock	<b>78.155.XXX</b>



### **S** Selection

#### The quick delivery programme

Not just preconfigured but also quickly available: The Lista Selection cabinets in the colours light blue and light grey can be delivered within five working days ex works.

For further information see **page 127**.

**.010**

**Light blue**  
RAL 5012

**.020**

**Light grey**  
RAL 7035

45 x 36 E

54 x 27 E

54 x 36 E

64 x 36 E

78 x 36 E

**W** → 564 mm

**D** ↗ 725 mm





 459 x 612 mm

**H** ↑ 840 mm Clear height 550 mm

Housing height 650 mm



6 drawers  
50 mm  
50 mm  
75 mm  
75 mm  
150 mm  
150 mm





	kg		Art. no.
	75	Key Lock	<b>78.544.XXX</b>
	75	Code Lock	<b>78.545.XXX</b>

**H** ↑ 890 mm

Clear height 600 mm







5 drawers  
75 mm  
75 mm  
100 mm  
150 mm  
200 mm

	kg		Art. no.
	75	Key Lock	<b>78.546.XXX</b>
	75	Code Lock	<b>78.547.XXX</b>



Housing height 700 mm  
6 drawers  
50 mm  
75 mm  
75 mm  
100 mm  
100 mm  
200 mm

	kg		Art. no.
	75	Key Lock	<b>78.548.XXX</b>
	75	Code Lock	<b>78.549.XXX</b>









**H** ↑ 990 mm

Clear height 700 mm

Housing height 800 mm











5 drawers  
50 mm  
100 mm  
100 mm  
150 mm  
300 mm

	kg		Art. no.
	75	Key Lock	<b>14.374.010</b>
	75	Code Lock	<b>78.157.010</b>
	75	Key Lock	<b>14.374.020</b>
	75	Code Lock	<b>78.157.020</b>
	75	Key Lock	<b>14.374.XXX</b>
	75	Code Lock	<b>78.157.XXX</b>



5 drawers  
100 mm  
100 mm  
100 mm  
200 mm  
200 mm

	kg		Art. no.
	75	Key Lock	<b>14.397.010</b>
	75	Code Lock	<b>78.158.010</b>
	75	Key Lock	<b>14.397.020</b>
	75	Code Lock	<b>78.158.020</b>
	75	Key Lock	<b>14.397.XXX</b>
	75	Code Lock	<b>78.158.XXX</b>



➤ More 990 mm high cabinets can be found on the next page

Art. no. **78.548.070**  
Ruby red, RAL 3003.  
(excl. partition material)

**Equipment**

All mobile drawer cabinets on these two pages are equipped with:

- 1 x 4-sided raised edge including ribbed mat
- 1 push bar
- 1 pair castor supports with nylon castors Ø 100 mm
- drawer safety catch on right

Height raised edge incl push bar	53 mm
Height pair of castor supports	137 mm
Castor load capacity	400 kg
Direction of travel	lengthwise



➤ Ordering step 5.: suitable partition material see page 198 ff

# Drawer cabinets 75

Lista Units

18 x 27 E

18 x 36 E

27 x 27 E

**27 x 36 E**

36 x 27 E

36 x 36 E


## Preconfigured cabinets

Mobile versions and picking trolleys

**H ↑ 990 mm** Clear height **700 mm**, housing height **800 mm**








6 drawers  
75 mm  
75 mm  
100 mm  
100 mm  
150 mm  
200 mm





















7 drawers  
50 mm  
75 mm  
75 mm  
100 mm  
100 mm  
150 mm  
150 mm



7 drawers  
75 mm  
75 mm  
100 mm  
100 mm  
100 mm  
100 mm  
150 mm

			Art. no.
	75	Key Lock	<b>78.552.XXX</b>
	75	Code Lock	<b>78.553.XXX</b>

			Art. no.
	75	Key Lock	<b>14.372.010</b>
	75	Code Lock	<b>78.159.010</b>
	75	Key Lock	<b>14.372.020</b>
	75	Code Lock	<b>78.159.020</b>
	75	Key Lock	<b>14.372.XXX</b>
	75	Code Lock	<b>78.159.XXX</b>

			Art. no.
	75	Key Lock	<b>14.373.010</b>
	75	Code Lock	<b>78.160.010</b>
	75	Key Lock	<b>14.373.020</b>
	75	Code Lock	<b>78.160.020</b>
	75	Key Lock	<b>14.373.XXX</b>
	75	Code Lock	<b>78.160.XXX</b>



Art. no. **78.373.020**  
Light grey, RAL 7035  
(excl. partition material)

## S Selection

### The quick delivery programme

Not just preconfigured but also quickly available: The Lista Selection cabinets in the colours light blue and light grey can be delivered within five working days ex works.

For further information see **page 127**.

**.010**

**Light blue**  
RAL 5012

**.020**

**Light grey**  
RAL 7035

## Equipment

All mobile drawer cabinets on this page are equipped with:

- 1 x 4-sided raised edge including ribbed mat
- 1 push bar
- 1 pair castor supports with nylon castors Ø 100 mm
- Drawer safety catch on right

Height raised edge incl push bar	53 mm
Height pair of castor supports	137 mm
Castor load capacity	400 kg
Direction of travel	lengthwise





45 x 36 E

54 x 27 E

54 x 36 E

64 x 36 E

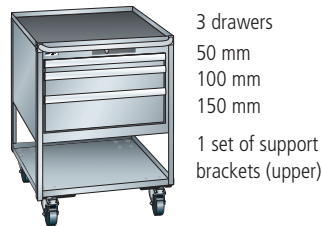
78 x 36 E

**W** → 564 mm

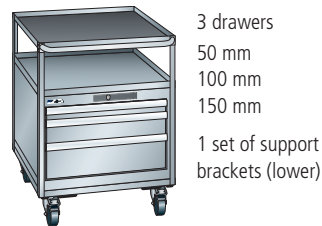
**D** ↗ 725 mm

 459 x 612 mm

**H** ↑ 760 mm











3 drawers  
50 mm  
100 mm  
150 mm  
1 set of support brackets (upper)












3 drawers  
50 mm  
100 mm  
150 mm  
1 set of support brackets (lower)



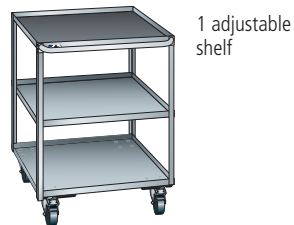
1 adjustable shelf

	kg		Art. no.
	75	Key Lock	<b>70.632.010</b>
	75	Code Lock	<b>78.219.010</b>
	75	Key Lock	<b>70.632.020</b>
	75	Code Lock	<b>78.219.020</b>
	75	Key Lock	<b>70.632.XXX</b>
	75	Code Lock	<b>78.219.XXX</b>






	kg		Art. no.
	75	Key Lock	<b>78.554.XXX</b>
	75	Code Lock	<b>78.555.XXX</b>

	kg		Art. no.
	75	-	<b>78.216.010</b>
	75	-	<b>78.216.020</b>
	75	-	<b>78.216.XXX</b>

**H** ↑ 810 mm



1 adjustable shelf

	kg		Art. no.
	75	-	<b>70.633.010</b>
	75	-	<b>70.633.020</b>
	75	-	<b>70.633.XXX</b>



Art. no. **78.554.010**  
Light blue, RAL 5012  
(excl. partition material)

**Equipment**

All mobile picking trolleys on this page are equipped with:

- 1 shaped frame with nylon castors Ø 100 mm
- 1 x 4-sided raised edge including ribbed mat
- 1 push bar
- Drawer safety catch on right

Height raised edge incl push bar	25 mm
Height pair of castor supports	137 mm
Castor load capacity	400 kg
Direction of travel	lengthwise



Ordering step 5.: suitable partition material see page 198 ff

# Drawer cabinets 75/200

Ordering steps for individual configuration:



To be selected on this page and the following pages:

2. Cabinet housing, locking system and colour
3. Drawers, drawer safety catch and colour
4. Accessories
5. Partition material

Lista Units

18 x 27 E

18 x 36 E

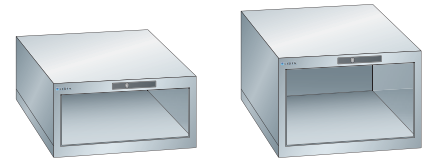
27 x 27 E

**27 x 36 E**

36 x 27 E






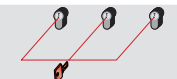
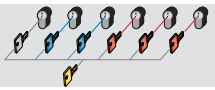
36 x 36 E

## Cabinet housing with Key Lock system



To have simultaneous locking of all drawers, each cabinet housing can be configured individually using the Key Lock system. Different heights of drawers can be selected.



 mm	283	383
Clear height mm	200	300
 <b>Key Lock</b>	Art. no. 	Art. no. 
Housing <b>incl.</b> cylinder for separate locking 	71.078.XXX	71.079.XXX
Housing <b>excl.</b> cylinder for simultaneous locking 	71.019.XXX	71.020.XXX
+ Cylinder 2C ____ (number according to choice)	222.383.000	222.383.000
Cylinder 2C 1 (pre-defined number)	222.377.000	222.377.000
Cylinder 2C 2 (pre-defined number)	222.378.000	222.378.000
Cylinder 2C 3 (pre-defined number)	222.379.000	222.379.000
Cylinder 2C 4 (pre-defined number)	222.380.000	222.380.000
Cylinder 2C 5 (pre-defined number)	222.381.000	222.381.000
Cylinder 2C 6 (pre-defined number)	222.382.000	222.382.000
Housing <b>excl.</b> cylinder for master key locking system 	71.019.XXX	71.020.XXX
+ Cylinder for master key system	222.384.000	222.384.000
● Master key (registered system)	20.040.000	20.040.000

### Electronic locking system

see next page



### Colours

Housings available in 12 standard colours. Multi-colour paint also possible. When ordering, please use the desired three-digit colour code (instead of XXX). Customised colours on request.



For colour information see bookmark or fold-out page



45 x 36 E

54 x 27 E

54 x 36 E

64 x 36 E

78 x 36 E

**W** → 564 mm

**D** ↗ 725 mm



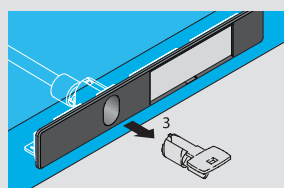
533		650		700		800		850		1000	
450		550		600		700		750		900	
Art. no.		Art. no.		Art. no.		Art. no.		Art. no.		Art. no.	
71.080.XXX		71.081.XXX		71.082.XXX		71.083.XXX		71.084.XXX		71.085.XXX	
71.021.XXX		71.022.XXX		71.023.XXX		71.024.XXX		71.025.XXX		71.026.XXX	
222.383.000		222.383.000		222.383.000		222.383.000		222.383.000		222.383.000	
222.377.000		222.377.000		222.377.000		222.377.000		222.377.000		222.377.000	
222.378.000		222.378.000		222.378.000		222.378.000		222.378.000		222.378.000	
222.379.000		222.379.000		222.379.000		222.379.000		222.379.000		222.379.000	
222.380.000		222.380.000		222.380.000		222.380.000		222.380.000		222.380.000	
222.381.000		222.381.000		222.381.000		222.381.000		222.381.000		222.381.000	
222.382.000		222.382.000		222.382.000		222.382.000		222.382.000		222.382.000	
71.021.XXX		71.022.XXX		71.023.XXX		71.024.XXX		71.025.XXX		71.026.XXX	
222.384.000		222.384.000		222.384.000		222.384.000		222.384.000		222.384.000	
20.040.000		20.040.000		20.040.000		20.040.000		20.040.000		20.040.000	

**i Tip**

**Easy-to-change cylinder**

Using the removal tool, the cylinders can easily be removed and changed to extend or re-organise the locking set-up.

1. Insert key
2. Turn key 45 degrees clockwise
3. Insert removal tool over the cylinder
4. Withdraw removal tool and cylinder together
5. Turn key of new cylinder 45 degrees clockwise
6. Insert new cylinder



Removal tool  
Art. no. 222.396.000

For locking systems  
see page 118/119









For ordering steps 3.-5.:  
see the following pages

## Cabinet housing with electronic locking system



To have simultaneous locking of all drawers, each cabinet housing can be configured individually using the electronic Code Lock, Remote Lock and Remote Lock Mobile systems. Different heights of drawers can be selected.




 <b>H</b> ↑	mm	283	383
	Clear height mm	200	300
 <b>Code Lock</b>		Art. no. 	Art. no. 
	Housing with electronic lock per number code	71.137.XXX	71.138.XXX
 <b>Remote Lock</b>			
	Housing with electronic remote locking	71.196.XXX	71.197.XXX
	● Basic programming key	74.093.000	74.093.000
	● Mains connection 230/110/12 VDC CH/EU/GB	74.094.000	74.094.000
	○ Hand-held radio transmitter	74.092.000	74.092.000
	○ Extension unit 4-pole, 1850 mm long	74.099.000	74.099.000
 <b>Remote Lock Mobile</b>			
	Housing with electronic remote locking incl. battery mounted in housing.	-	-
	● Basic programming key	-	-
	○ Hand-held radio transmitter	-	-

 **Mechanical locking systems**  
see previous page

### Colours

Housings available in 12 standard colours. Multi-colour paint also possible. When ordering, please use the desired three-digit colour code (instead of XXX). Customised colours on request.



 For colour information see bookmark or fold-out page



**Code Lock**  
Electronic locking system per number code.

45 x 36 E

54 x 27 E

54 x 36 E

64 x 36 E

78 x 36 E

**W** → 564 mm

**D** ↗ 725 mm

Drawer systems



**533**

450

Art. no.

71.139.XXX

**650**

550

Art. no.

71.140.XXX

**700**

600

Art. no.

71.141.XXX

**800**

700

Art. no.

71.142.XXX

**850**

750

Art. no.

71.143.XXX

**1000**

900

Art. no.

71.144.XXX

71.198.XXX

74.093.000

74.094.000

74.092.000

74.099.000

71.199.XXX

74.093.000

74.094.000

74.092.000

74.099.000

71.200.XXX

74.093.000

74.094.000

74.092.000

74.099.000

71.201.XXX

74.093.000

74.094.000

74.092.000

74.099.000

71.202.XXX

74.093.000

74.094.000

74.092.000

74.099.000

71.203.XXX

74.093.000

74.094.000

74.092.000

74.099.000

71.249.XXX

74.093.000

74.092.000

71.250.XXX

74.093.000

74.092.000

71.251.XXX

74.093.000

74.092.000

71.252.XXX

74.093.000

74.092.000

71.253.XXX

74.093.000

74.092.000

71.254.XXX

74.093.000

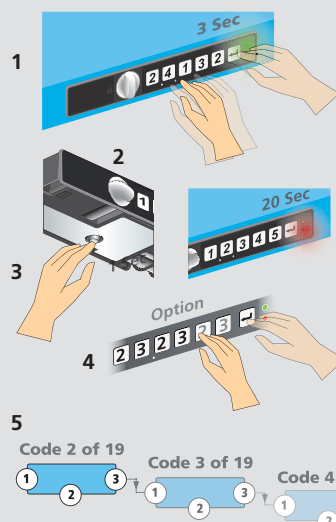
74.092.000

**i Tip**

**Code Lock programming user codes 1-19**

After programming the Master Code, up to 19 user codes (4 to 6 digits) can also be stored.

1. Enter the Master Code and confirm  
Access to release lock, active for 3 seconds (green light)
2. Turn knob to horizontal position
3. Press program key for 1 second  
Program/delete key is active for 20 seconds (red light)
4. Enter 4 to 6 digit user codes and confirm
5. For user codes 2-19, repeat steps 3-5



➤ For locking systems see page 118/119

✓ 2. 3. 4. 5.

➤ For ordering steps 3.-5.: see following pages



## Drawers with drawer safety catches



Thanks to the diverse range of available drawer specifications, every cabinet housing can be optimally configured for the items it will store. The 25 mm steps in the vertical supports in the cabinet housings match the different drawer front heights. This means that drawers with very different front heights can be built into the same cabinet housing in any sequence. The drawer walls are all equipped internally with a series of slots in Units (E) of 17 mm, which means each can be sub-divided as desired.



### Drawer safety catches

#### Standard

Standard configuration including single-drawer blocking system.

#### Safety catch on right

This is the minimum requirement for mobile drawer cabinets. One-sided drawer safety catch on the right can be released with one hand and prevents accidental opening of the drawer if the cabinet is unlocked.

#### Safety catch on right and left

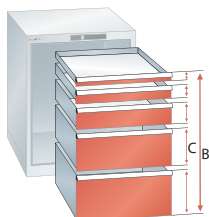
Increased safety for applications in mobile configurations. The drawer safety catches positioned on both sides are operated with both hands, left and right.

#### Double safety catch

Has all the same features as the single safety catches on right and left but can be operated with one hand.

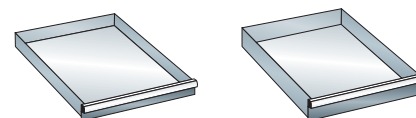
#### Lilo locking device






The Lilo security (Lock-in – Lock-out) fixes the drawer by means of an external lever in either an open or closed position. Available from drawer load capacities of 200 kg.



### Ordering tips

When selecting drawers, the clear height of the cabinet housing defines the maximum size. The sum of the drawer front heights (C) must match the clear height (B) (see diagram). For filling and loading up the drawers and drawer cabinets please follow the installation manual and the loading rules. Drawer load capacity applies to an evenly distributed load.



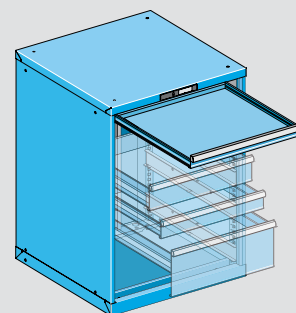
<b>H</b>  mm	<b>50*</b>	<b>75</b>
Usable height mm	32,5	57,5
Side/back height mm	28,5	49
 Load capacity <b>75</b>	Art. no. 	Art. no. 
Standard	<b>72.027.XXX</b>	<b>72.028.XXX</b>
Safety catch on right	<b>72.137.XXX</b>	<b>72.138.XXX</b>
Safety catch on right and left	<b>72.247.XXX</b>	<b>72.248.XXX</b>
Double safety catch	<b>72.357.XXX</b>	<b>72.358.XXX</b>
 Load capacity <b>200</b>	Art. no. 	Art. no. 
Standard	-	<b>72.029.XXX</b>
Safety catch on right	-	<b>72.139.XXX</b>
Safety catch on right and left	-	<b>72.249.XXX</b>
Double safety catch	-	<b>72.359.XXX</b>
Lilo locking device	-	<b>72.447.XXX</b>

\* Drawers with 50 mm front height must be positioned at the top.

### Tip

#### The best way to fit drawers

There are almost no limits to the ways you can fit drawers. Drawers can be individually designed to suit the working area and usage. But the smallest drawers of all with a 50mm height front must always be in the top position.



45 x 36 E

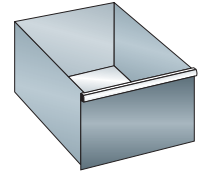
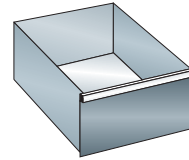
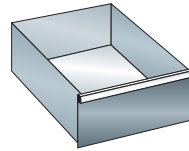
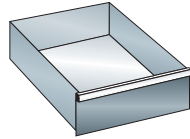
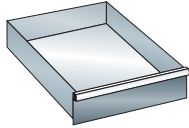
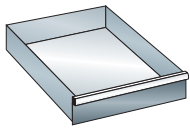
54 x 27 E

54 x 36 E

64 x 36 E

78 x 36 E

 459 x 612 mm



**100**

**125**

**150**

**200**

**250**

**300**

82,5

107,5

132,5

182,5

232,5

282,5

76


76


126


176


226


276


Art. no. 

Art. no. 

Art. no. 

Art. no. 

Art. no. 

Art. no. 

72.030.XXX

72.032.XXX

72.034.XXX

72.036.XXX

72.038.XXX

72.040.XXX

72.140.XXX

72.142.XXX

72.144.XXX

72.146.XXX

72.148.XXX

72.150.XXX

72.250.XXX

72.252.XXX

72.254.XXX

72.256.XXX

72.258.XXX

72.260.XXX

72.360.XXX


72.362.XXX


72.364.XXX


72.366.XXX


72.368.XXX


72.370.XXX


Art. no. 

Art. no. 

Art. no. 

Art. no. 

Art. no. 

Art. no. 

72.031.XXX

72.033.XXX

72.035.XXX

72.037.XXX

72.039.XXX

72.041.XXX

72.141.XXX

72.143.XXX

72.145.XXX

72.147.XXX

72.149.XXX

72.151.XXX

72.251.XXX

72.253.XXX

72.255.XXX

72.257.XXX

72.259.XXX

72.261.XXX

72.361.XXX

72.363.XXX

72.365.XXX

72.367.XXX

72.369.XXX

72.371.XXX

72.448.XXX

72.449.XXX

72.450.XXX

72.451.XXX

72.452.XXX

72.453.XXX



**Colours**

Fronts available in 12 standard colours. Multi-colour paint also possible. When ordering, please use the desired three-digit colour code (instead of XXX). Customised colours on request.


 For colour information see bookmark or fold-out page

 For partition material and labelling system see page 950 ff




 For ordering steps 4.-5.: see following pages

## 4. Cabinet accessories Separate components



### Hinged doors

Made from sheet steel as a front closing option for the pull-out and adjustable shelves which are built into the housing beneath the drawers. The total of the hinged doors' front height and the drawers' front heights must equal the clear height of the cabinet housing.

Specification	Height mm	Lock	Art. no. 
mounted on the right	450	no cylinder	<b>74.112.XXX</b>
mounted on the right	600	no cylinder	<b>74.113.XXX</b>
mounted on the left	450	no cylinder	<b>74.126.XXX</b>
mounted on the left	600	no cylinder	<b>74.127.XXX</b>
+ Separately lockable cylinder*			<b>222.376.000</b>

\* For further cylinders (simultaneous locking/master key locking) see pages "Cabinet housing with Key Lock system"

### Pull-out and adjustable shelves

Made from sheet steel, Dove grey NCS S 4502-B. Load capacity of pull-out shelves 75 kg, adjustable shelves 200 kg. Thanks to the 25 mm increments in the vertical supports in the cabinet housings, different shelves can be built into the same housing in any sequence.

Specification	Usable width mm	Usable depth mm	Installation height mm	Art. no.
Adjustable shelf	503	618	75	<b>74.011.000</b>
Pull-out shelf	434	612	100	<b>74.010.000</b>

### Raised edges, 3-sided, and ribbed mat

Made from sheet steel, Black, NCS S 9000-N, including ribbed mat, black.

Specification	Width mm	Depth mm	Height mm	Art. no.
Raised edge with ribbed mat	564	725	20	<b>74.026.000</b>
Ribbed mat, alone	559	720	3	<b>74.015.000</b>



45 x 36 E

54 x 27 E

54 x 36 E

64 x 36 E

78 x 36 E

### Cover panel coated in resin

Surface and edges Light grey, NCS S 1500-N, decorative chipboard panel (Class E1) melamine-coated on both sides (made to standard EN 14322). 2mm thick plastic corners on all sides. The worktop has all the necessary holes pre-drilled and the fixing materials for attaching it to the cabinets.

Specification	Width mm	Depth mm	Thickness mm	Art. no.
Resin	564	725	22	<b>17.269.000</b>

### Fixing material for workbench tops

For retro-fitting workbench tops to the top of drawer cabinet housings using perforated holes (at least 35 mm thickness).

Screw type	Pre-assembly	Art. no.
4 x M10 x 25	<b>without</b>	<b>39.160.000</b>
4 x M10 x 25	<b>including</b>	<b>39.161.000</b>

### Housing base

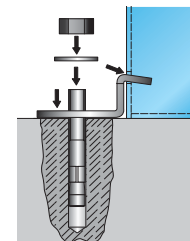
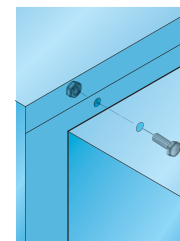
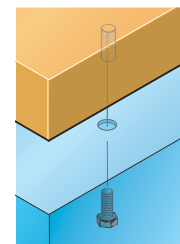

Made from sheet steel for height balancing, Black, NCS S 9000-N.

Specification	Width mm	Depth mm	Height mm	Art. no.
Base	564	693	50	<b>74.051.000</b>
Base	564	693	100	<b>74.052.000</b>

### Screw fixing/Anchoring base

The cabinet housings are prepared for the attachment of a second cabinet (above or alongside) and for anchoring to the floor (from a cabinet height of 700 mm) by means of fixing brackets.

Specification/ type of screw	Art. no.
Screw-fixing on top of or next to each other 4 x M8 x 16	<b>14.843.000</b>
Floor anchoring to prevent tilting using 2 x M8 x 80	<b>12.042.000</b>



### i Tip



#### Punch out

If necessary, the holes can be punched out and the drawer cabinet can be retro-fitted with a table top, or a second drawer cabinet can be fixed on top of it.



#### Base/fork-lift base

Using the base, the height of the drawer cabinet can be adjusted.

➤➤ For range of workbenches and tops see page 490 ff




➤➤ For last ordering step: see following pages



## 4. Cabinet accessories

### Separate components for mobile versions



#### Raised edges, 4-sided, with push-bar


Made from sheet steel, Black, NCS S 9000-N, including ribbed mat, black. Push rod consisting of a pair of plastic handle grips, RAL 9006 white aluminium, and aluminium tube Ø 25 mm, clear anodised.

Specification	Width mm	Depth mm	Height mm	Direction of travel	Art. no.
Raised edge with ribbed mat	564	725	53	lengthwise	<b>74.037.000</b>



#### Pairs of castor supports


Set consisting of 2 swivel castors with brakes and 2 fixed castors. Sendzimir galvanised castor supports.

Specification	Height mm	Wheel Ø mm		Direction of travel	Art. no.
Without castors for depth 36 E	-	-	-	-	<b>46.256.000</b>
With set of nylon castors, black	137	100	400	lengthwise	<b>74.073.000</b>
With set of rubber castors, grey	137	100	400	lengthwise	<b>74.074.000</b>
With set of rubber castors, grey	209	160	600	lengthwise	<b>74.076.000</b>



#### Pair of castor supports with axle

Set consisting of 2 rubber swivel castors (Ø 160 mm), grey, with two fixed castors and 2 solid rubber tyres (Ø 300 mm), black. Sendzimir galvanised castor supports. Axle Dove grey, NCS S 4502-R.

Specification		Height mm	Wheel Ø mm	Art. no.
With set of rubber castors	600	209	160/300	<b>13.897.000</b>

#### Single rubber castors

Rubber, grey. Swivel castors with brakes.

Rubber version	Wheel Ø mm	Art. no.
Fixed castor	100	<b>46.241.000</b>
Swivel castor	100	<b>46.242.000</b>
Fixed castor	160	<b>13.143.000</b>
Swivel castor	160	<b>13.142.000</b>

#### Single nylon castors

Nylon, black. Swivel castors with brakes.

Nylon version	Wheel Ø mm	Art. no.
Bockrolle	100	<b>46.239.000</b>
Lenkrolle	100	<b>46.240.000</b>



#### Multiplex worktop

For drawer cabinet combination (two cabinets of 27 x 36 E). Made of steamed beech veneers, glued in multiple waterproof layers, rounded corners. Sanded, oiled and waxed surface. The top is splash-proof, dirt-repellent and largely proof against oil and grease. Including at works pre-assembly and fixing material for sub-structures. On request the worktops can also be drilled in order to fit support pillars.





Specification	Width mm	Depth mm	Thickness mm	Art. no.
Multiplex	1128	725	40	<b>12.215.000</b>

#### Sub-structure, mobile

Made of sheet steel, the sub-structure is used to hold two housings of 27 x 36 E each. A pair of castor supports with grey rubber swivel castors is mounted on this steel construction. The direction of travel is at an angle to the front of the drawers. Colour of the tray as per colour chart. Sendzimir galvanised castor supports.



Specification		Width mm	Depth mm	Height mm	Wheel Ø mm	Art. no. 
2 x 27/36 E	600	1128	725	212	160	<b>12.214.XXX</b>



45 x 36 E

54 x 27 E

54 x 36 E

64 x 36 E

78 x 36 E

## Separate components for picking trolley

### Profile structure

Made from sheet steel. Colour as per colour chart. Support for castors, wheel Ø 100 mm.

Specification	Width mm	Depth mm	Height* mm	Art. no.
With set of nylon castors, black	572	733	760	<b>13.890.XXX</b>
With set of nylon castors, black	572	733	810	<b>13.888.XXX</b>
With set of rubber castors, grey	572	733	760	<b>13.887.XXX</b>
With set of rubber castors, grey	572	733	810	<b>13.959.XXX</b>

\* including castors Ø 100 mm



### Set of supports

Set with 4 pieces.



Specification	Art. no.
Top installation, set of galvanised angle brackets	<b>12.807.000</b>
Bottom installation, set of galvanised angle brackets	<b>14.466.000</b>



### Raised edges, 4-sided, and ribbed mat

Made from sheet steel. Colour as per colour chart. Load capacity 40 kg. Including ribbed mat, black.

Specification	Width mm	Depth mm	Height mm	Art. no.
Raised edge with ribbed mat	566	727	25	<b>13.742.XXX</b>
Black ribbed mat, alone	559	720	3	<b>74.015.000</b>



### Adjustable shelf

Made from sheet steel with four-sided raised edge. Colour as per colour chart. Load capacity 40 kg. Thanks to the 50 mm increments in the vertical supports in the profile frame shelves can be built in at the desired height.

Specification	Width mm	Depth mm	Height mm	Art. no.
Adjustable	566	727	25	<b>13.892.XXX</b>
Ribbed mat black, separate	559	720	3	<b>74.015.000</b>



### Push bar

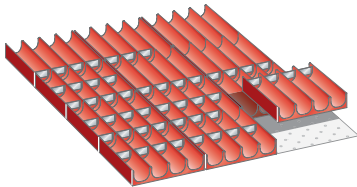
Made of steel, galvanised yellow, painted silver-grey Mica Bond.

Specification	Art. no.
Straight, projecting 85 mm	<b>13.903.000</b>



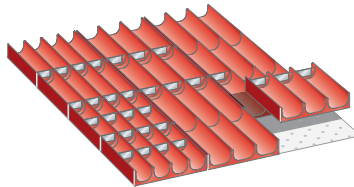
For last ordering step:  
see following pages

## Partition material sets for drawers



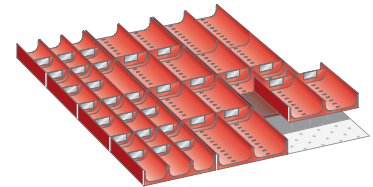
### Troughs

For front height mm	Art. no.	
<b>50</b>	<b>100.283.000</b>	
12 troughs:	4 grooves, Ø 33 mm*	
50 trough dividers:	4 grooves, Ø 33 mm*	



### Troughs

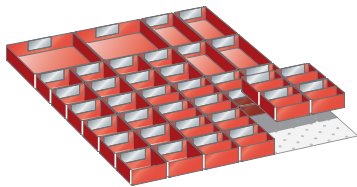
For front height mm	Art. no.	
<b>50</b>	<b>100.284.000</b>	
4 troughs:	4 grooves, Ø 33 mm*	
20 trough dividers:	4 grooves, Ø 33 mm*	
8 troughs:	3 grooves, Ø 45 mm*	
10 trough dividers:	3 grooves, Ø 45 mm*	



### Troughs

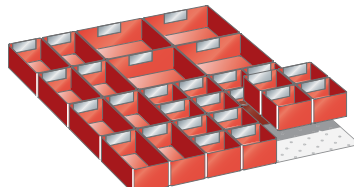
For front height mm	Art. no.	
<b>50</b>	<b>100.286.000</b>	
4 troughs:	3 grooves, Ø 45 mm*	
20 trough dividers:	3 grooves, Ø 45 mm*	
8 troughs:	2 grooves, Ø 70 mm*	
10 trough dividers:	2 grooves, Ø 70 mm*	

\* Note usable height of drawer depending on goods to be stored.



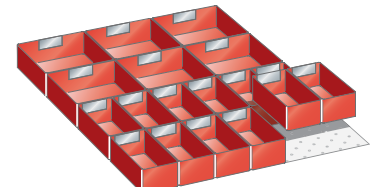
### Plastic boxes

For front height mm	Art. no.	
<b>50</b>	<b>100.288.000</b>	
16 plastic boxes with centre divider:	75 x 75 mm	
16 plastic boxes:	75 x 75 mm	
4 plastic boxes:	150 x 75 mm	
2 plastic boxes:	150 x 150 mm	



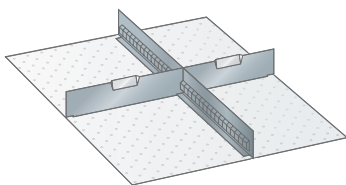
### Plastic boxes

For front height mm	Art. no.	
<b>50</b>	<b>100.290.000</b>	
<b>75</b>	<b>100.291.000</b>	
16 plastic boxes:	75 x 75 mm	
8 plastic boxes:	150 x 75 mm	
4 plastic boxes:	150 x 150 mm	



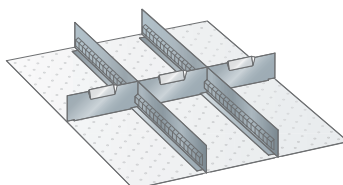
### Plastic boxes

For front height mm	Art. no.	
<b>50</b>	<b>100.292.000</b>	
<b>75</b>	<b>100.293.000</b>	
<b>100, 125</b>	<b>100.294.000</b>	
12 plastic boxes:	150 x 75 mm	
6 plastic boxes:	150 x 150 mm	



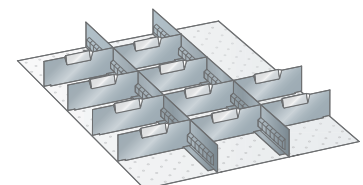
### Dividers

For front height mm	Art. no.	
<b>75</b>	<b>100.270.000</b>	
<b>100, 125</b>	<b>100.271.000</b>	
<b>150</b>	<b>100.272.000</b>	
<b>200</b>	<b>100.273.000</b>	
<b>250</b>	<b>80.691.000</b>	
1 slotted divider:	36 E	
1 metal separator:	12 E	
1 metal separator:	15 E	



### Dividers

For front height mm	Art. no.	
<b>75</b>	<b>100.275.000</b>	
<b>100, 125</b>	<b>100.276.000</b>	
<b>150</b>	<b>100.277.000</b>	
<b>200</b>	<b>100.278.000</b>	
<b>250</b>	<b>80.692.000</b>	
2 slotted partitions:	36 E	
3 metal separators:	9 E	



### Dividers

For front height mm	Art. no.	
<b>50</b>	<b>100.244.000</b>	
<b>75</b>	<b>100.245.000</b>	
<b>100, 125</b>	<b>100.246.000</b>	
<b>150</b>	<b>100.247.000</b>	
2 slotted partitions:	36 E	
10 metal separators:	9 E	



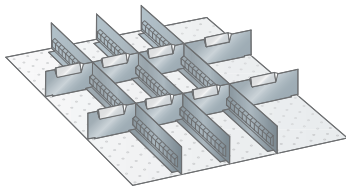
45 x 36 E

54 x 27 E

54 x 36 E

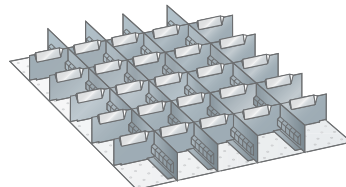
64 x 36 E

78 x 36 E



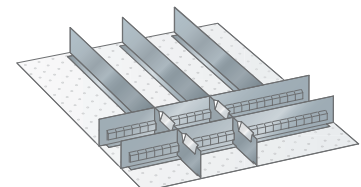
### Partitions

For front height mm	Art. no.	
50	100.249.000	
75	100.250.000	
100, 125	100.251.000	
150	100.252.000	
3 slotted partitions:	36 E	
6 metal separators:	6 E	
2 metal separators:	9 E	



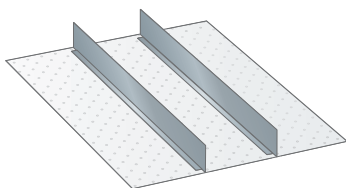
### Dividers

For front height mm	Art. no.	
50	100.234.000	
75	100.235.000	
100, 125	100.236.000	
4 slotted partitions:	36 E	
15 metal separators:	5 E	
10 metal separators:	6 E	




### Dividers

For front height mm	Art. no.	
50	100.254.000	
75	100.255.000	
100, 125	100.256.000	
150	100.257.000	
2 slotted partitions:	27 E	
4 metal separators:	6 E	
3 metal separators:	24 E	




### Dividers

For front height mm	Art. no.	
75	100.265.000	
100, 125	100.266.000	
150	100.267.000	
200	100.268.000	
250	80.695.000	
2 partitions:	36 E	



### Corrugated insert


For front height mm	Art. no.	
50	100.295.000	
1 metal separator:	27 E	
1 corrugated insert		



### Anti-slide mat

Coating: special soft PVC foam, Extremely tear-resistant and hard-wearing. Size 450 x 600 mm (W x D), 3 mm thick.


Designation	Art. no.	
Anti-slide mat, anthracite	100.396.000	



### Blank PE foam insert

Material properties: PE 35 laminated, heat-resistant to 112 °C, non-flammable, resistant to oil, petrol and cleaning materials, environmentally friendly. Size 447 x 600 mm (W x D).

Designation	Art. no.	
Foam insert, black, 22 mm thick	80.917.000	
Underlay, blue, 3 mm thick	80.906.000	



### Plunge cutter

For accurate working with the blank PE foam insert.

Designation	Art. no.	
Plunge cutter 20 mm	80.920.000	
Plunge cutter 50 mm	80.921.000	
Plunge cutter "E" 20 x 20 mm	80.922.000	

Partition material sets excluding clip-on label holders. For effective heights of the partition material, see page 982-989.



For partition material and labelling system see page 950 ff

# Drawer cabinets 75/200

Ordering made easy:



The pre-configured ready-to-order articles are:  
Cabinet housings with a locking system,  
drawers and cabinet accessories

To be selected:  
**5. Partition material**

Lista Units

18 x 27 E

18 x 36 E

27 x 27 E

27 x 36 E

**36 x 27 E**

36 x 36 E

## Pre-configured cabinets with drawers



Art. no. **78.557.050**  
Metallic grey, NCS S 6502-B  
(excl. partition material)

Thanks to the stable construction from high-quality sheet steel with drawer heights from 50 to 300 mm, the housing can bear a total load of up to 4000 kg. All Lista products can be installed flexibly, on their own next to a workstation, combined with a workbench, stacked or as a mobile cabinet on castors.

### Colours

Cabinets available in 12 standard colours. When ordering, please use the desired three-digit colour code (instead of XXX). Customised colours on request.



 For colour information see bookmark or fold-out page

### Pre-configured cabinets available in 6 different heights

Further individual configurations are possible (see individual parts from page 204).



**H** 

700

850

1000

1450

962

1112

mm



45 x 36 E

54 x 27 E

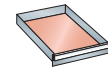
54 x 36 E

64 x 36 E

78 x 36 E

**W** → 717 mm

**D** ↗ 572 mm



612 x 459 mm

**H** ↑ 700 mm Clear height 600 mm



5 drawers

50 mm\*  
100 mm  
100 mm  
150 mm  
200 mm



5 drawers

75 mm  
75 mm  
100 mm  
100 mm  
250 mm



6 drawers

75 mm  
75 mm  
100 mm  
100 mm  
100 mm  
150 mm

Color	kg	Lock	Art. no.
75	75	Key Lock	78.556.XXX
75	75	Code Lock	78.557.XXX
200	200	Key Lock	78.558.XXX
200	200	Code Lock	78.559.XXX

Color	kg	Lock	Art. no.
75	75	Key Lock	78.560.XXX
75	75	Code Lock	78.561.XXX
200	200	Key Lock	78.562.XXX
200	200	Code Lock	78.563.XXX

Color	kg	Lock	Art. no.
75	75	Key Lock	78.564.XXX
75	75	Code Lock	78.565.XXX
200	200	Key Lock	78.566.XXX
200	200	Code Lock	78.567.XXX

\* Load capacity max. 75 kg

**H** ↑ 850 mm Clear height 750 mm




7 drawers

50 mm\*  
75 mm  
75 mm  
100 mm  
100 mm  
150 mm  
200 mm



7 drawers

75 mm  
75 mm  
100 mm  
100 mm  
125 mm  
125 mm  
150 mm



8 drawers

75 mm  
75 mm  
75 mm  
75 mm  
100 mm  
100 mm  
100 mm  
150 mm

Color	kg	Lock	Art. no.
75	75	Key Lock	78.568.XXX
75	75	Code Lock	78.569.XXX
200	200	Key Lock	78.570.XXX
200	200	Code Lock	78.571.XXX

Color	kg	Lock	Art. no.
75	75	Key Lock	78.572.XXX
75	75	Code Lock	78.573.XXX
200	200	Key Lock	78.574.XXX
200	200	Code Lock	78.575.XXX

Color	kg	Lock	Art. no.
75	75	Key Lock	78.576.XXX
75	75	Code Lock	78.577.XXX
200	200	Key Lock	78.578.XXX
200	200	Code Lock	78.579.XXX

\* Load capacity max. 75 kg



Ordering step 5.: suitable partition material see page 211



# Drawer cabinets 75/200

Lista Units

18 x 27 E

18 x 36 E

27 x 27 E

27 x 36 E

**36 x 27 E**

36 x 36 E


## Preconfigured cabinets

### Stationary versions


**H ↑ 1000 mm** Clear height 900 mm










7 drawers  
50 mm\*  
75 mm  
75 mm  
100 mm  
100 mm  
200 mm  
300 mm

















7 drawers  
75 mm  
75 mm  
100 mm  
150 mm  
150 mm  
150 mm  
200 mm



8 drawers  
50 mm\*  
75 mm  
75 mm  
100 mm  
100 mm  
100 mm  
150 mm  
250 mm

			Art. no.
	75	Key Lock	<b>78.580.XXX</b>
	75	Code Lock	<b>78.581.XXX</b>
	200	Key Lock	<b>78.582.XXX</b>
	200	Code Lock	<b>78.583.XXX</b>

			Art. no.
	75	Key Lock	<b>78.584.XXX</b>
	75	Code Lock	<b>78.585.XXX</b>
	200	Key Lock	<b>78.586.XXX</b>
	200	Code Lock	<b>78.587.XXX</b>

			Art. no.
	75	Key Lock	<b>78.588.XXX</b>
	75	Code Lock	<b>78.589.XXX</b>
	200	Key Lock	<b>78.590.XXX</b>
	200	Code Lock	<b>78.591.XXX</b>

\* Load capacity max. 75 kg


**H ↑ 1450 mm** Clear height 1350 mm










9 drawers  
100 mm  
100 mm  
100 mm  
150 mm  
150 mm  
150 mm  
150 mm  
150 mm  
150 mm  
300 mm

















9 drawers  
150 mm  
150 mm  
150 mm  
150 mm  
150 mm  
150 mm  
150 mm  
150 mm  
150 mm  
150 mm



13 drawers  
75 mm  
75 mm  
75 mm  
75 mm  
100 mm  
100 mm  
100 mm  
100 mm  
100 mm  
100 mm  
100 mm  
150 mm  
150 mm

			Art. no.
	75	Key Lock	<b>78.592.XXX</b>
	75	Code Lock	<b>78.593.XXX</b>
	200	Key Lock	<b>78.594.XXX</b>
	200	Code Lock	<b>78.595.XXX</b>

			Art. no.
	75	Key Lock	<b>78.596.XXX</b>
	75	Code Lock	<b>78.597.XXX</b>
	200	Key Lock	<b>78.598.XXX</b>
	200	Code Lock	<b>78.599.XXX</b>

			Art. no.
	75	Key Lock	<b>78.600.XXX</b>
	75	Code Lock	<b>78.601.XXX</b>
	200	Key Lock	<b>78.602.XXX</b>
	200	Code Lock	<b>78.603.XXX</b>

45 x 36 E

54 x 27 E

54 x 36 E

64 x 36 E

78 x 36 E

**W** → **717 mm**

**D** ↗ **572 mm**

 612 x 459 mm

Mobile versions

**H** ↑ **962 mm** Clear height 600 mm, housing height 700 mm







5 drawers  
50 mm  
100 mm  
100 mm  
150 mm  
200 mm











5 drawers  
75 mm  
75 mm  
100 mm  
100 mm  
250 mm



6 drawers  
75 mm  
75 mm  
100 mm  
100 mm  
100 mm  
150 mm

	kg		Art. no.
	75	Key Lock	<b>78.604.XXX</b>
	75	Code Lock	<b>78.605.XXX</b>

	kg		Art. no.
	75	Key Lock	<b>78.608.XXX</b>
	75	Code Lock	<b>78.609.XXX</b>

	kg		Art. no.
	75	Key Lock	<b>78.606.XXX</b>
	75	Code Lock	<b>78.607.XXX</b>

**H** ↑ **1112 mm** Clear height 750 mm, housing height 850 mm







7 drawers  
50 mm  
75 mm  
75 mm  
100 mm  
100 mm  
150 mm  
200 mm











7 drawers  
75 mm  
75 mm  
100 mm  
100 mm  
125 mm  
125 mm  
150 mm



8 drawers  
75 mm  
75 mm  
75 mm  
75 mm  
100 mm  
100 mm  
100 mm  
150 mm

	kg		Art. no.
	75	Key Lock	<b>78.610.XXX</b>
	75	Code Lock	<b>78.611.XXX</b>

	kg		Art. no.
	75	Key Lock	<b>78.614.XXX</b>
	75	Code Lock	<b>78.615.XXX</b>

	kg		Art. no.
	75	Key Lock	<b>78.612.XXX</b>
	75	Code Lock	<b>78.613.XXX</b>



Art. no. **78.608.030**  
Reseda green, RAL 6011  
(excl. partition material)

**Equipment**

All mobile drawer cabinets on this page are equipped with:

- 1 x 4-sided raised edge including ribbed mat
- 1 push bar
- 1 pair castor supports with rubber castors Ø 160 mm
- Drawer safety catch on right

Height raised edge incl. push bar	53 mm
Height pair of castor supports	209 mm
Castor load capacity	600 kg
Direction of travel	transverse



Ordering step 5.: suitable partition material see page 211

# Drawer cabinets 75/200

Ordering steps for individual configuration:



To be selected on this page and the following pages:

2. Cabinet housing, locking system and colour
3. Drawers, drawer safety catch and colour
4. Accessories
5. Partition material

Lista Units

18 x 27 E

18 x 36 E

27 x 27 E

27 x 36 E

**36 x 27 E**

36 x 36 E


## 2 Cabinet housing with Key Lock system

W → 717 mm

D ↗ 572 mm



To have simultaneous locking of all drawers each housing can be configured using the Key Lock system. Different drawer heights are possible.



H ↑	mm	700	850	1000	1450
	Clear height mm	600	750	900	1350
Key Lock		Art. no.	Art. no.	Art. no.	Art. no.
Housing incl. cylinder for separate locking		71.086.XXX	71.087.XXX	71.088.XXX	71.089.XXX
Housing excl. cylinder for simultaneous locking		71.027.XXX	71.028.XXX	71.029.XXX	71.030.XXX
+ Cylinder 2C ____ (number according to choice)		222.383.000	222.383.000	222.383.000	222.383.000
Cylinder 2C 1 (pre-defined number)		222.377.000	222.377.000	222.377.000	222.377.000
Cylinder 2C 2 (pre-defined number)		222.378.000	222.378.000	222.378.000	222.378.000
Cylinder 2C 3 (pre-defined number)		222.379.000	222.379.000	222.379.000	222.379.000
Cylinder 2C 4 (pre-defined number)		222.380.000	222.380.000	222.380.000	222.380.000
Cylinder 2C 5 (pre-defined number)		222.381.000	222.381.000	222.381.000	222.381.000
Cylinder 2C 6 (pre-defined number)		222.382.000	222.382.000	222.382.000	222.382.000
Housing excl. cylinder for master key locking system		71.027.XXX	71.028.XXX	71.029.XXX	71.030.XXX
+ Cylinder for master key system		222.384.000	222.384.000	222.384.000	222.384.000
● Master key (registered system)		20.040.000	20.040.000	20.040.000	20.040.000

+ Please state the existing cylinder number for repeat orders    ● Required for operation



### Colours

Housings available in 12 standard colours. Multi-colour paint also possible. When ordering, please use the desired three-digit colour code (instead of XXX). Customised colours on request.

➤ For colour information see bookmark or fold-out



### Key Lock

Standard locking with central locking and cylinder locks.

45 x 36 E

54 x 27 E

54 x 36 E

64 x 36 E

78 x 36 E


**W** → 717 mm

**D** ↗ 572 mm

## With electronic locking systems



To have simultaneous locking of all drawers, each housing can be configured using the electronic Code Lock, Remote Lock or Remote Lock Mobile systems. Different drawer heights are possible.



<b>H</b> ↑ mm	700	850	1000	1450
Clear height mm	600	750	900	1350
<b>1 2 3 4</b> <b>Code Lock</b>	Art. no.	Art. no.	Art. no.	Art. no.
Housing with electronic lock per number code	71.145.XXX	71.146.XXX	71.147.XXX	71.148.XXX
<b>Remote Lock</b>				
Housing with electronic remote locking	71.204.XXX	71.205.XXX	71.206.XXX	71.207.XXX
● Basic programming key	74.093.000	74.093.000	74.093.000	74.093.000
● Mains connection 230/110/12 VDC CH/EU/GB	74.094.000	74.094.000	74.094.000	74.094.000
○ Hand-held radio transmitter	74.092.000	74.092.000	74.092.000	74.092.000
○ Extension unit 4-pole, 1,850 mm long	74.099.000	74.099.000	74.099.000	74.099.000
<b>Remote Lock Mobile</b>				
Housing with electronic remote locking incl. battery mounted in housing.	71.255.XXX	71.256.XXX	71.257.XXX	-
● Basic programming key	74.093.000	74.093.000	74.093.000	-
○ Hand-held radio transmitter	74.092.000	74.092.000	74.092.000	-

- Required for operation
- State requirements/quantities



**Code Lock**  
Electronic locking system per number code.



**Remote Lock / Remote Lock Mobile**  
Electronic locking system with hand-held radio control.

➤ For locking systems see page 118/119



➤ For ordering steps 3.-5.: see following pages

## 3. Drawers with drawer safety catches



Thanks to the diverse range of available drawer specifications, every cabinet housing can be optimally configured for the items it will store. The 25 mm steps in the vertical supports in the cabinet housings match the different drawer front heights. This means that drawers with very different front heights can be built into the same cabinet housing in any sequence. The drawer walls are all equipped internally with a series of slots in Units (E) of 17 mm, which means each can be sub-divided as desired.



### Drawer safety catches

#### Standard

Standard configuration including single-drawer blocking system.

#### Safety catch on right

This is the minimum requirement for mobile drawer cabinets. One-sided drawer safety catch on the right can be released with one hand and prevents accidental opening of the drawer if the cabinet is unlocked.

#### Safety catch on right and left

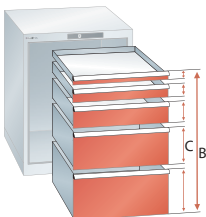
Increased safety for applications in mobile configurations. The drawer safety catches positioned on both sides are operated with both hands, left and right.

#### Double safety catch

Has all the same features as the single safety catches on right and left but can be operated with one hand.

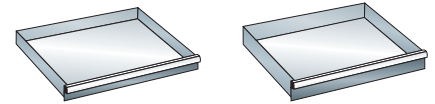
#### Lilo locking device






The Lilo security (Lock-in – Lock-out) fixes the drawer by means of an external lever in either an open or closed position. Available from drawer load capacities of 200 kg.



### Ordering tips

When selecting drawers, the clear height of the cabinet housing defines the maximum size. The sum of the drawer front heights (C) must match the clear height (B) (see diagram). For filling and loading up the drawers and drawer cabinets please follow the installation manual and the loading rules. Drawer load capacity applies to an evenly distributed load.



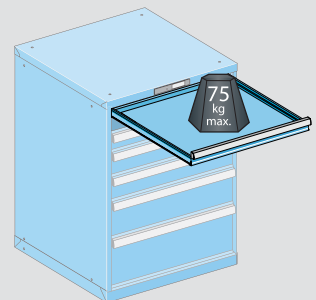
H ↑ mm	50*	75
Usable height mm	32,5	57,5
Side/back height mm	28,5	49
 Load capacity <b>75</b>	Art. no. 	Art. no. 
Standard	72.042.XXX	72.043.XXX
Safety catch on right	72.152.XXX	72.153.XXX
Safety catch on right and left	72.262.XXX	72.263.XXX
Double safety catch	72.372.XXX	72.373.XXX
 Load capacity <b>200</b>		Art. no. 
Standard	-	72.044.XXX
Safety catch on right	-	72.154.XXX
Safety catch on right and left	-	72.264.XXX
Double safety catch	-	72.374.XXX
Lilo locking device	-	72.454.XXX


\* Drawers with 50 mm front height must be positioned at the top.

### i Tip

#### Load capacity of 50 mm high drawers

Drawers with a front height of 50 mm only have a load capacity of 75 kg, even when you order the pre-configured version with 200 kg load capacity.



 For partition material and labelling system see also page 950 ff



45 x 36 E

54 x 27 E

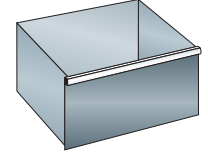
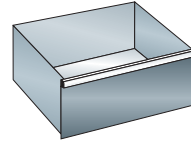
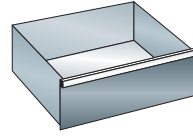
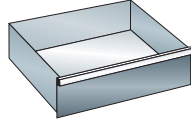
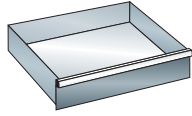
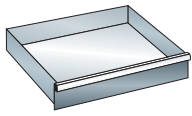
54 x 36 E

64 x 36 E

78 x 36 E



612 x 459 mm



**100**

**125**

**150**

**200**

**250**

**300**

82,5

107,5

132,5

182,5

232,5

282,5

76

76

126

176

226

276

Art. no.

Art. no.

Art. no.

Art. no.

Art. no.

Art. no.

72.045.XXX

72.047.XXX

72.049.XXX

72.051.XXX

72.053.XXX

72.055.XXX

72.155.XXX

72.157.XXX

72.159.XXX

72.161.XXX

72.163.XXX

72.165.XXX

72.265.XXX

72.267.XXX

72.269.XXX

72.271.XXX

72.273.XXX

72.275.XXX

72.375.XXX

72.377.XXX

72.379.XXX

72.381.XXX

72.383.XXX

72.385.XXX

Art. no.

Art. no.

Art. no.

Art. no.

Art. no.

Art. no.

72.046.XXX

72.048.XXX

72.050.XXX

72.052.XXX

72.054.XXX

72.056.XXX

72.156.XXX

72.158.XXX

72.160.XXX

72.162.XXX

72.164.XXX

72.166.XXX

72.266.XXX

72.268.XXX

72.270.XXX

72.272.XXX

72.274.XXX

72.276.XXX

72.376.XXX

72.378.XXX

72.380.XXX

72.382.XXX

72.384.XXX

72.386.XXX

72.455.XXX

72.456.XXX

72.457.XXX

72.458.XXX

72.459.XXX

72.460.XXX



**Example Order**

Housing with Code Lock:  
Art. no. **71.147.070**  
Ruby red, RAL 3003

Drawers:

- Art. no. **72.042.070** (1 x 50 mm)
- Art. no. **72.043.070** (2 x 75 mm)
- Art. no. **72.045.070** (2 x 100 mm)
- Art. no. **72.051.070** (1 x 200 mm)
- Art. no. **72.055.070** (1 x 300 mm)

Partition material  
Art. no. **100.294.000**  
(Plastic boxes)



**Colours**

Fronts available in 12 standard colours.  
Multi-colour paint also possible.  
When ordering, please use the desired three-digit colour code (instead of XXX).  
Customised colours on request.

For colour information see bookmark or fold-out




For ordering steps 4.-5.: see following pages

## 4. Cabinet accessories Separate components




### Hinged doors

Made from sheet steel as a front closing option for the pull-out and adjustable shelves which are built into the housing beneath the drawers. The total of the hinged doors' front height and the drawers' front heights must equal the clear height of the cabinet housing.

Specification	Height mm	Lock	Art. no. 
mounted on the right	450	no cylinder	<b>74.128.XXX</b>
mounted on the right	600	no cylinder	<b>74.129.XXX</b>
mounted on the left	450	no cylinder	<b>74.130.XXX</b>
mounted on the left	600	no cylinder	<b>74.131.XXX</b>
+ Separately lockable cylinder*			<b>222.376.000</b>


\* For further cylinders (simultaneous locking/master key locking) see pages "Cabinet housing with Key Lock system"



### Adjustable shelf

Made from sheet steel, Dove grey NCS S 4502-B. Load capacity 200 kg. Thanks to the 25 mm increments in the vertical supports in the cabinet housings, different shelves can be built into the same housing in any sequence.

Specification	Usable width mm	Usable depth mm	Installation height mm	Art. no.
Adjustable shelf	656	465	75	<b>74.105.000</b>



### Raised edges, 3-sided, and ribbed mat

Made from sheet steel, black, NCS S 9000-N, including ribbed mat, black.

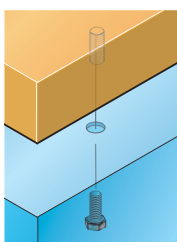
Specification	Width mm	Depth mm	Height mm	Art. no.
Raised edge with ribbed mat	717	572	20	<b>74.027.000</b>
Ribbed mat, alone	712	567	3	<b>74.016.000</b>



### Resin-coated cover panel

Surface and edges Light grey, NCS S 1500-N, decorative chipboard panel (Class E1) melamine-coated on both sides (made to standard EN 14322). 2mm thick plastic corners on all sides. The worktop has all the necessary holes pre-drilled and the fixing materials for attaching it to the cabinets.

Specification	Width mm	Depth mm	Thickness mm	Art. no.
Resin	717	572	22	<b>17.270.000</b>



### Fixing material for workbench tops

For retro-fitting workbench tops to the top of drawer cabinet housings using perforated holes (at least 35 mm thickness).

Screw type	Pre-assembly	Art. no.
4 x M10x25	<b>without</b>	<b>39.160.000</b>
4 x M10x25	<b>including</b>	<b>39.161.000</b>

45 x 36 E

54 x 27 E

54 x 36 E

64 x 36 E

78 x 36 E

**Housing base**

Made from sheet steel for height balancing, black, NCS S 9000-N.

Specification	Width mm	Depth mm	Height mm	Art. no.
Base	717	540	50	<b>74.053.000</b>
Base	717	540	100	<b>74.054.000</b>



**2-way pallet/forklift truck base**

Made from sheet steel for height balancing. The bases are used to enable fully laden cabinets to be transported by pallet truck or forklift. The bases and housing floor are screwed together. Black, NCS S 9000-N.

**Base cover only**, suitable for pallet/forklift truck base. Can be attached as a cover on the front or the back. Made from sheet steel, black, NCS S 9000-N.

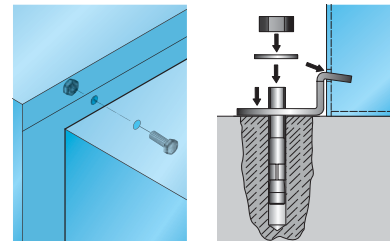
Specification	Width mm	Depth mm	Height mm	Art. no.
Base without cover	717	506	100	<b>74.061.000</b>
Cover only	717	-	100	<b>74.066.000</b>



**Screw fixing/Anchoring base**

The cabinet housings are prepared for the attachment of a second cabinet (above or alongside) and for anchoring to the floor (from a cabinet height of 700 mm) by means of fixing brackets.

Specification/ type of screw	Art. no.
Screw-fixing on top of or next to each other 4 x M8 x 16	<b>14.843.000</b>
Floor anchoring to prevent tilting using 2 x M8 x 80	<b>12.042.000</b>



**i Tip**



**Base/fork-lift base**

The height of the drawer cabinet can be adjusted by using the base. Drawer cabinets from width 36 E can have a forklift base added. This allows the loaded cabinet to be moved using a pallet truck.

➤➤ For range of workbenches and tops see page 490 ff




➤➤ For last ordering step: see following pages

## 4.

### Cabinet accessories

Separate components for mobile versions



#### Raised edges, 4-sided, with push rod


Made from sheet steel, black, NCS S 9000-N, including ribbed mat, black. Push rod consisting of a pair of plastic handle grips, RAL 9006 white aluminium, and aluminium tube Ø 25 mm, clear anodised.

Specification	Width mm	Depth mm	Height mm	Direction of travel	Art. no.
Raised edge with ribbed mat	717	572	53	transverse	<b>74.038.000</b>

#### Pairs of castor supports

Set consisting of 2 swivel castors with brakes and 2 fixed castors. Sendzimir galvanised castor supports.



Specification	Height mm	Wheel Ø mm		Direction of travel	Art. no.
Without castors for depth 27 E	-	-	-	-	<b>46.255.000</b>
With set of nylon castors, black	137	100	400	transverse	<b>74.077.000</b>
With set of rubber castors, grey	137	100	400	transverse	<b>74.078.000</b>
With set of rubber castors, grey	209	160	600	transverse	<b>74.079.000</b>

#### Single rubber castors

Rubber, grey. Swivel castors with brakes.



Rubber version	Wheel Ø mm	Art. no.
Fixed castor	100	<b>46.241.000</b>
Swivel castor	100	<b>46.242.000</b>
Fixed castor	160	<b>13.143.000</b>
Swivel castor	160	<b>13.142.000</b>

#### Single nylon castors

Nylon, black. Swivel castors with brakes.

Nylon version	Wheel Ø mm	Art. no.
Fixed castor	100	<b>46.239.000</b>
Swivel castor	100	<b>46.240.000</b>

#### Multiplex worktop

For drawer cabinet combination (two cabinets of 36 x 27 E). Made of steamed beech veneers, glued in multiple layers and waterproof, rounded corners. Sanded, oiled and waxed surface. The top is splash-proof, dirt-repellent and largely oil and greaseproof. Including at works pre-assembly and fixing material for sub-structures. On request the worktops can also be drilled in order to fit support pillars.





Specification	Width mm	Depth mm	Thickness mm	Art. no.
Multiplex	1434	572	40	<b>12.217.000</b>

#### Sub-structure, mobile

Made of sheet steel, the sub-structure is used to hold two housings of 36 x 27 E each. A pair of castor supports with grey rubber swivel castors is mounted on this steel construction. The direction of travel is at an angle to the front of the drawers. Colour of the tray as per colour chart. Sendzimir galvanised castor supports.



Specification		Width mm	Depth mm	Height mm	Wheel Ø mm	Art. no. 
2 x 36/27 E	600	1434	572	212	160	<b>12.216.XXX</b>

45 x 36 E

54 x 27 E

54 x 36 E

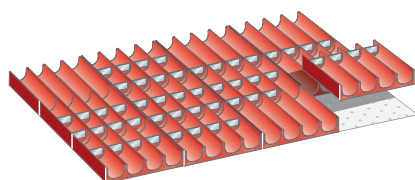
64 x 36 E

78 x 36 E

## 5. Partition material sets for drawers

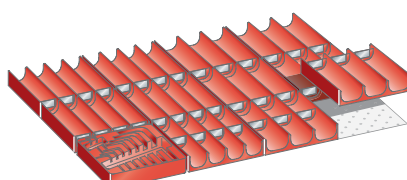


612 x 459 mm



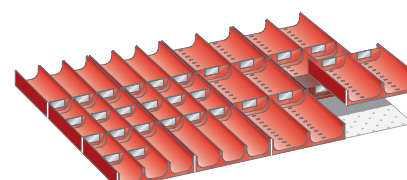
### Troughs

For front height mm	Art. no.	
<b>50</b>	<b>100.283.000</b>	
12 troughs:	4 grooves, Ø 33 mm*	
50 trough dividers:	4 grooves, Ø 33 mm*	



### Troughs

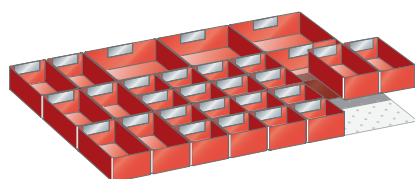
For front height mm	Art. no.	
<b>50</b>	<b>100.312.000</b>	
5 troughs:	4 grooves, Ø 33 mm*	
20 trough dividers:	4 grooves, Ø 33 mm*	
6 troughs:	3 grooves, Ø 45 mm*	
20 trough dividers:	3 grooves, Ø 45 mm*	
	1 allen key insert	



### Troughs

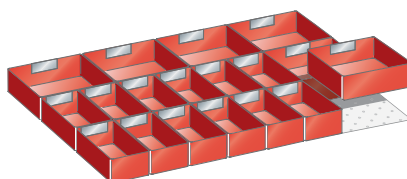
For front height mm	Art. no.	
<b>50</b>	<b>100.313.000</b>	
6 troughs:	3 grooves, Ø 45 mm*	
20 trough dividers:	3 grooves, Ø 45 mm*	
6 troughs:	2 grooves, Ø 70 mm*	
10 trough dividers:	2 grooves, Ø 70 mm*	

\* Note usable height of drawer depending on inventory type.



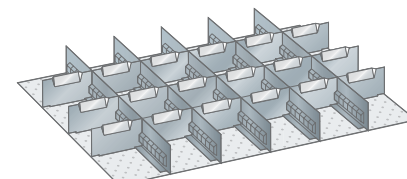
### Plastic boxes

For front height mm	Art. no.	
<b>50</b>	<b>100.290.000</b>	
<b>75</b>	<b>100.291.000</b>	
16 plastic boxes:	75 x 75 mm.	
8 plastic boxes:	150 x 75 mm.	
4 plastic boxes:	150 x 150 mm.	



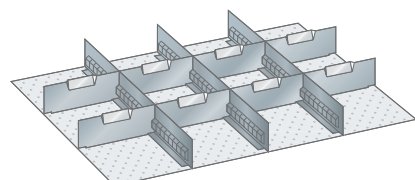
### Plastic boxes

For front height mm	Art. no.	
<b>50</b>	<b>100.292.000</b>	
<b>75</b>	<b>100.293.000</b>	
<b>100, 125</b>	<b>100.294.000</b>	
12 plastic boxes:	150 x 75 mm	
6 plastic boxes:	150 x 150 mm	



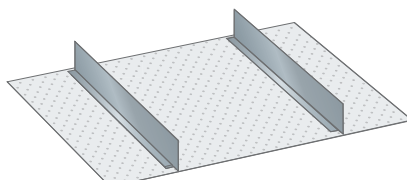
### Dividers

For front height mm	Art. no.	
<b>50</b>	<b>100.950.000</b>	
<b>75</b>	<b>100.951.000</b>	
<b>100, 125</b>	<b>100.952.000</b>	
<b>150</b>	<b>100.953.000</b>	
5 slotted partitions:	27 E	
18 metal separators:	6 E	



### Dividers

For front height mm	Art. no.	
<b>50</b>	<b>80.649.000</b>	
<b>75</b>	<b>100.314.000</b>	
<b>100, 125</b>	<b>80.651.000</b>	
<b>150</b>	<b>80.652.000</b>	
<b>200</b>	<b>80.653.000</b>	
<b>250</b>	<b>80.654.000</b>	
3 slotted partitions:	27 E	
8 metal separators:	9 E	



### Dividers

For front height mm	Art. no.	
<b>75</b>	<b>100.315.000</b>	
<b>100, 125</b>	<b>100.130.000</b>	
<b>150</b>	<b>100.131.000</b>	
<b>200</b>	<b>100.132.000</b>	
<b>250</b>	<b>100.133.000</b>	
2 partitions:	27 E	

Partition material sets excluding clip-on label holders.  
For effective heights of the partition material, see page 982-989.



For partition material and labelling system see page 950 ff



# Drawer cabinets 75/200

Ordering made easy:



The pre-configured ready to order articles are:  
cabinet housing with locking system,  
drawers and cabinet accessories

To be selected:  
**5. Partition material**

Lista Units

18 x 27 E

18 x 36 E

27 x 27 E

27 x 36 E

36 x 27 E

**36 x 36 E**

## Pre-configured cabinets with drawers



Thanks to the stable construction from high-quality sheet steel with drawer heights from 50 to 300 mm the housing can bear a total load of up to 4000 kg. All Lista products can be installed flexibly, on their own next to a workstation, combined with a workbench, stacked or as a mobile cabinet on castors.



Art. no. **78.621.110**  
Pure white, RAL 9010  
(excl. partition material)

### Colours

Cabinets available in 12 standard colours.  
When ordering, please use the desired three-digit colour code (instead of XXX).  
Customised colours on request.



 For colour information see  
bookmark or fold-out

### Pre-configured cabinets available in 8 different heights

Further individual configurations are possible (see individual parts from page 220).



<b>H</b> ↑	700	800	850	1000	1450	962	1062	1112	mm
------------	-----	-----	-----	------	------	-----	------	------	----



45 x 36 E

54 x 27 E

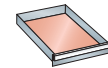
54 x 36 E

64 x 36 E

78 x 36 E

**W** → 717 mm

**D** ↗ 725 mm



612 x 612 mm

**H** ↑ 700 mm Clear height 600 mm



3 drawers

100 mm  
200 mm  
300 mm



5 drawers

50 mm\*  
100 mm  
100 mm  
150 mm  
200 mm



6 drawers

75 mm  
75 mm  
100 mm  
100 mm  
100 mm  
150 mm

	kg		Art. no.
	75	Key Lock	<b>78.616.XXX</b>
	75	Code Lock	<b>78.617.XXX</b>
	200	Key Lock	<b>78.618.XXX</b>
	200	Code Lock	<b>78.619.XXX</b>

	kg		Art. no.
	75	Key Lock	<b>78.620.XXX</b>
	75	Code Lock	<b>78.621.XXX</b>
	200	Key Lock	<b>78.622.XXX</b>
	200	Code Lock	<b>78.623.XXX</b>

	kg		Art. no.
	75	Key Lock	<b>78.624.XXX</b>
	75	Code Lock	<b>78.625.XXX</b>
	200	Key Lock	<b>78.626.XXX</b>
	200	Code Lock	<b>78.627.XXX</b>

\* Load capacity max. 75 kg

**H** ↑ 800 mm Clear height 700 mm



3 drawers

200 mm  
200 mm  
300 mm



4 drawers

100 mm  
150 mm  
150 mm  
300 mm



6 drawers

75 mm  
75 mm  
100 mm  
100 mm  
150 mm  
200 mm

	kg		Art. no.
	75	Key Lock	<b>78.628.XXX</b>
	75	Code Lock	<b>78.629.XXX</b>
	200	Key Lock	<b>78.630.XXX</b>
	200	Code Lock	<b>78.631.XXX</b>

	kg		Art. no.
	75	Key Lock	<b>78.632.XXX</b>
	75	Code Lock	<b>78.633.XXX</b>
	200	Key Lock	<b>78.634.XXX</b>
	200	Code Lock	<b>78.635.XXX</b>

	kg		Art. no.
	75	Key Lock	<b>78.636.XXX</b>
	75	Code Lock	<b>78.637.XXX</b>
	200	Key Lock	<b>78.638.XXX</b>
	200	Code Lock	<b>78.639.XXX</b>



Ordering step 5.: suitable partition material see page 230

# Drawer cabinets 75/200

Lista Units

18 x 27 E

18 x 36 E

27 x 27 E

27 x 36 E

36 x 27 E

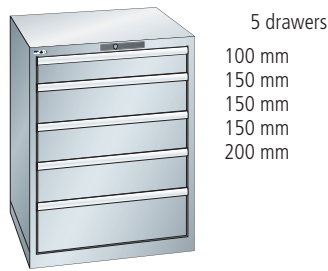
**36 x 36 E**

## Preconfigured cabinets Stationary versions

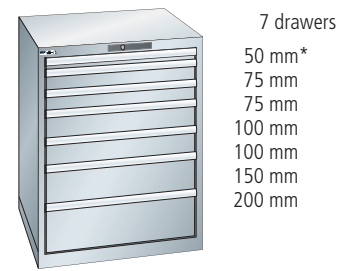
**H**  **850 mm** Clear height 750 mm


















5 drawers  
50 mm\*  
100 mm  
100 mm  
200 mm  
300 mm

























5 drawers  
100 mm  
150 mm  
150 mm  
150 mm  
200 mm



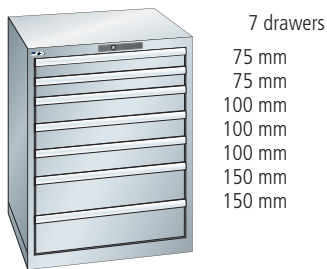
7 drawers  
50 mm\*  
75 mm  
75 mm  
100 mm  
100 mm  
150 mm  
200 mm

			Art. no.
	75	Key Lock	<b>14.411.010</b>
	75	Code Lock	<b>78.162.010</b>
	75	Key Lock	<b>14.411.020</b>
	75	Code Lock	<b>78.162.020</b>
	75	Key Lock	<b>14.411.XXX</b>
	75	Code Lock	<b>78.162.XXX</b>
	200	Key Lock	<b>14.505.010</b>
	200	Code Lock	<b>78.163.010</b>
	200	Key Lock	<b>14.505.020</b>
	200	Code Lock	<b>78.163.020</b>
	200	Key Lock	<b>14.505.XXX</b>
	200	Code Lock	<b>78.163.XXX</b>

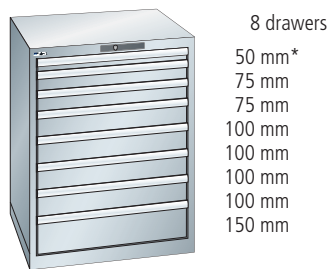
			Art. no.
	75	Key Lock	<b>14.410.010</b>
	75	Code Lock	<b>78.164.010</b>
	75	Key Lock	<b>14.410.020</b>
	75	Code Lock	<b>78.164.020</b>
	75	Key Lock	<b>14.410.XXX</b>
	75	Code Lock	<b>78.164.XXX</b>
	200	Key Lock	<b>14.504.010</b>
	200	Code Lock	<b>78.165.010</b>
	200	Key Lock	<b>14.504.020</b>
	200	Code Lock	<b>78.165.020</b>
	200	Key Lock	<b>14.504.XXX</b>
	200	Code Lock	<b>78.165.XXX</b>

			Art. no.
	75	Key Lock	<b>78.640.XXX</b>
	75	Code Lock	<b>78.641.XXX</b>
	200	Key Lock	<b>78.642.XXX</b>
	200	Code Lock	<b>78.643.XXX</b>
















\* Load capacity max. 75 kg


















7 drawers  
75 mm  
75 mm  
100 mm  
100 mm  
100 mm  
150 mm  
150 mm



8 drawers  
50 mm\*  
75 mm  
75 mm  
100 mm  
100 mm  
100 mm  
100 mm  
150 mm

			Art. no.
	75	Key Lock	<b>14.409.010</b>
	75	Code Lock	<b>78.166.010</b>
	75	Key Lock	<b>14.409.020</b>
	75	Code Lock	<b>78.166.020</b>
	75	Key Lock	<b>14.409.XXX</b>
	75	Code Lock	<b>78.166.XXX</b>
	200	Key Lock	<b>14.503.010</b>
	200	Code Lock	<b>78.167.010</b>
	200	Key Lock	<b>14.503.020</b>
	200	Code Lock	<b>78.167.020</b>
	200	Key Lock	<b>14.503.XXX</b>
	200	Code Lock	<b>78.167.XXX</b>

			Art. no.
	75	Key Lock	<b>14.408.010</b>
	75	Code Lock	<b>78.168.010</b>
	75	Key Lock	<b>14.408.020</b>
	75	Code Lock	<b>78.168.020</b>
	75	Key Lock	<b>14.408.XXX</b>
	75	Code Lock	<b>78.168.XXX</b>
	200	Key Lock	<b>14.502.010</b>
	200	Code Lock	<b>78.169.010</b>
	200	Key Lock	<b>14.502.020</b>
	200	Code Lock	<b>78.169.020</b>
	200	Key Lock	<b>14.502.XXX</b>
	200	Code Lock	<b>78.169.XXX</b>

## **S** Selection

### The quick delivery programme

Not just preconfigured but also quickly available: The Lista Selection cabinets in the colours light blue and light grey can be delivered within five working days ex works.

For further information see **page 127**.

**.010**

Light blue  
RAL 5012

**.020**

Light grey  
RAL 7035

45 x 36 E

54 x 27 E

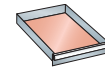
54 x 36 E

64 x 36 E

78 x 36 E

**W** → 717 mm

**D** ↗ 725 mm




612 x 612 mm

**H** ↑ 1000 mm Clear height 900 mm



7 drawers

- 75 mm
- 75 mm
- 100 mm
- 150 mm
- 150 mm
- 200 mm



9 drawers

- 100 mm
- 100 mm
- 100 mm
- 100 mm
- 100 mm
- 100 mm
- 100 mm
- 100 mm
- 100 mm

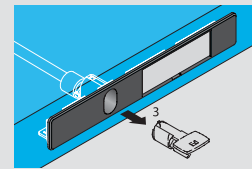
	kg		Art. no.
	75	Key Lock	<b>78.644.XXX</b>
	75	Code Lock	<b>78.645.XXX</b>
	200	Key Lock	<b>78.646.XXX</b>
	200	Code Lock	<b>78.647.XXX</b>

	kg		Art. no.
	75	Key Lock	<b>78.648.XXX</b>
	75	Code Lock	<b>78.649.XXX</b>
	200	Key Lock	<b>78.650.XXX</b>
	200	Code Lock	<b>78.651.XXX</b>

**i Tip**

**Simultaneously locking cabinets**

The Selection cabinets can be equipped with individually locking cylinders. Simultaneously locking storage solutions with cylinder numbers 2C 1 to 2C 6 are also available as part of the rapid delivery programme. A simple replacement using the removal tool allows the cabinets to also be equipped with simultaneously locking cylinders.



removal tool  
Art. no. **222.396.000**



Art. no. **78.649.070**  
Ruby red, RAL 3003.  
(excl. partition material)



Ordering step 5.: suitable partition material see page 230

# Drawer cabinets 75/200

Lista Units

18 x 27 E

18 x 36 E

27 x 27 E

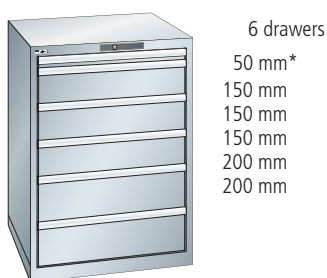
27 x 36 E

36 x 27 E
















**36 x 36 E**

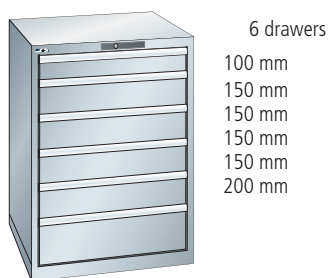
## Preconfigured cabinets Stationary versions

**H**  **1000 mm** Clear height 900 mm


















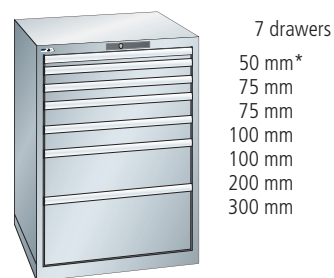
6 drawers  
50 mm\*  
150 mm  
150 mm  
150 mm  
200 mm  
200 mm

			Art. no.
	75	Key Lock	<b>14.417.010</b>
	75	Code Lock	<b>78.170.010</b>
	75	Key Lock	<b>14.417.020</b>
	75	Code Lock	<b>78.170.020</b>
	75	Key Lock	<b>14.417.XXX</b>
	75	Code Lock	<b>78.170.XXX</b>
	200	Key Lock	<b>14.510.010</b>
	200	Code Lock	<b>78.171.010</b>
	200	Key Lock	<b>14.510.020</b>
	200	Code Lock	<b>78.171.020</b>
	200	Key Lock	<b>14.510.XXX</b>
	200	Code Lock	<b>78.171.XXX</b>


















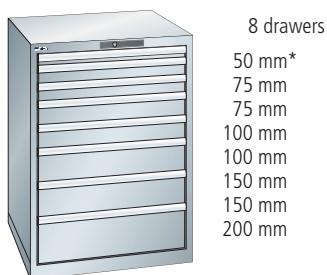
6 drawers  
100 mm  
150 mm  
150 mm  
150 mm  
150 mm  
200 mm

			Art. no.
	75	Key Lock	<b>14.415.010</b>
	75	Code Lock	<b>78.172.010</b>
	75	Key Lock	<b>14.415.020</b>
	75	Code Lock	<b>78.172.020</b>
	75	Key Lock	<b>14.415.XXX</b>
	75	Code Lock	<b>78.172.XXX</b>
	200	Key Lock	<b>14.509.010</b>
	200	Code Lock	<b>78.173.010</b>
	200	Key Lock	<b>14.509.020</b>
	200	Code Lock	<b>78.173.020</b>
	200	Key Lock	<b>14.509.XXX</b>
	200	Code Lock	<b>78.173.XXX</b>


















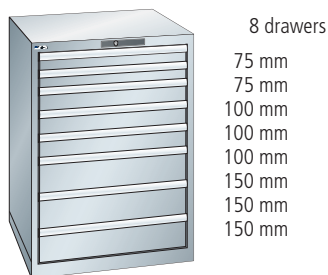
7 drawers  
50 mm\*  
75 mm  
75 mm  
100 mm  
100 mm  
200 mm  
300 mm

			Art. no.
	75	Key Lock	<b>14.416.010</b>
	75	Code Lock	<b>78.174.010</b>
	75	Key Lock	<b>14.416.020</b>
	75	Code Lock	<b>78.174.020</b>
	75	Key Lock	<b>14.416.XXX</b>
	75	Code Lock	<b>78.174.XXX</b>
	200	Key Lock	<b>18.205.010</b>
	200	Code Lock	<b>78.175.010</b>
	200	Key Lock	<b>18.205.020</b>
	200	Code Lock	<b>78.175.020</b>
	200	Key Lock	<b>18.205.XXX</b>
	200	Code Lock	<b>78.175.XXX</b>


















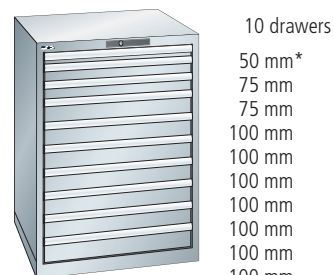
8 drawers  
50 mm\*  
75 mm  
75 mm  
100 mm  
100 mm  
150 mm  
150 mm  
200 mm

			Art. no.
	75	Key Lock	<b>14.414.010</b>
	75	Code Lock	<b>78.176.010</b>
	75	Key Lock	<b>14.414.020</b>
	75	Code Lock	<b>78.176.020</b>
	75	Key Lock	<b>14.414.XXX</b>
	75	Code Lock	<b>78.176.XXX</b>
	200	Key Lock	<b>14.508.010</b>
	200	Code Lock	<b>78.177.010</b>
	200	Key Lock	<b>14.508.020</b>
	200	Code Lock	<b>78.177.020</b>
	200	Key Lock	<b>14.508.XXX</b>
	200	Code Lock	<b>78.177.XXX</b>


















8 drawers  
75 mm  
75 mm  
100 mm  
100 mm  
100 mm  
150 mm  
150 mm  
150 mm

			Art. no.
	75	Key Lock	<b>14.412.010</b>
	75	Code Lock	<b>78.178.010</b>
	75	Key Lock	<b>14.412.020</b>
	75	Code Lock	<b>78.178.020</b>
	75	Key Lock	<b>14.412.XXX</b>
	75	Code Lock	<b>78.178.XXX</b>
	200	Key Lock	<b>14.506.010</b>
	200	Code Lock	<b>78.179.010</b>
	200	Key Lock	<b>14.506.020</b>
	200	Code Lock	<b>78.179.020</b>
	200	Key Lock	<b>14.506.XXX</b>
	200	Code Lock	<b>78.179.XXX</b>



10 drawers  
50 mm\*  
75 mm  
75 mm  
100 mm  
100 mm  
100 mm  
100 mm  
100 mm  
100 mm  
100 mm

			Art. no.
	75	Key Lock	<b>14.413.010</b>
	75	Code Lock	<b>78.180.010</b>
	75	Key Lock	<b>14.413.020</b>
	75	Code Lock	<b>78.180.020</b>
	75	Key Lock	<b>14.413.XXX</b>
	75	Code Lock	<b>78.180.XXX</b>
	200	Key Lock	<b>14.507.010</b>
	200	Code Lock	<b>78.181.010</b>
	200	Key Lock	<b>14.507.020</b>
	200	Code Lock	<b>78.181.020</b>
	200	Key Lock	<b>14.507.XXX</b>
	200	Code Lock	<b>78.181.XXX</b>

\* Load capacity max. 75 kg





45 x 36 E

54 x 27 E

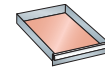
54 x 36 E

64 x 36 E

78 x 36 E

**W** → 717 mm

**D** ↗ 725 mm



612 x 612 mm


Drawer systems

**H** ↑ 1450 mm Clear height 1350 mm




9 drawers

- 75 mm
- 75 mm
- 100 mm
- 100 mm
- 150 mm
- 150 mm
- 200 mm
- 200 mm
- 300 mm



9 drawers

- 100 mm
- 100 mm
- 100 mm
- 150 mm
- 150 mm
- 150 mm
- 150 mm
- 150 mm
- 300 mm



10 drawers

- 50 mm\*
- 100 mm
- 100 mm
- 100 mm
- 100 mm
- 100 mm
- 100 mm
- 200 mm
- 200 mm
- 200 mm

Color	kg	Lock	Art. no.
Blue	75	Key Lock	78.309.010
Blue	75	Code Lock	78.310.010
Grey	75	Key Lock	78.309.020
Grey	75	Code Lock	78.310.020
Colorful	75	Key Lock	78.309.XXX
Colorful	75	Code Lock	78.310.XXX
Blue	200	Key Lock	14.511.010
Blue	200	Code Lock	78.182.010
Grey	200	Key Lock	14.511.020
Grey	200	Code Lock	78.182.020
Colorful	200	Key Lock	14.511.XXX
Colorful	200	Code Lock	78.182.XXX

Color	kg	Lock	Art. no.
Blue	75	Key Lock	78.311.010
Blue	75	Code Lock	78.312.010
Grey	75	Key Lock	78.311.020
Grey	75	Code Lock	78.312.020
Colorful	75	Key Lock	78.311.XXX
Colorful	75	Code Lock	78.312.XXX
Blue	200	Key Lock	13.106.010
Blue	200	Code Lock	78.183.010
Grey	200	Key Lock	13.106.020
Grey	200	Code Lock	78.183.020
Colorful	200	Key Lock	13.106.XXX
Colorful	200	Code Lock	78.183.XXX

Color	kg	Lock	Art. no.
Blue	75	Key Lock	78.313.010
Blue	75	Code Lock	78.314.010
Grey	75	Key Lock	78.313.020
Grey	75	Code Lock	78.314.020
Colorful	75	Key Lock	78.313.XXX
Colorful	75	Code Lock	78.314.XXX
Blue	200	Key Lock	14.512.010
Blue	200	Code Lock	78.184.010
Grey	200	Key Lock	14.512.020
Grey	200	Code Lock	78.184.020
Colorful	200	Key Lock	14.512.XXX
Colorful	200	Code Lock	78.184.XXX

\* Load capacity max. 75 kg



**S**

Art. no. **14.416.010**  
Light blue, RAL 5012  
(excl. partition material)

## S Selection

### The quick delivery programme

Not just preconfigured but also quickly available: The Lista Selection cabinets in the colours light blue and light grey can be delivered within five working days ex works.

For further information see **page 127**.

**.010**

**Light blue**  
RAL 5012

**.020**

**Light grey**  
RAL 7035



Ordering step 5.: suitable partition material see page 230

# Drawer cabinets 75/200

Lista Units

18 x 27 E

18 x 36 E

27 x 27 E

27 x 36 E

36 x 27 E

**36 x 36 E**

## Preconfigured cabinets

### Mobile versions

**H ↑ 962 mm** Clear height 600 mm, housing height 700 mm



5 drawers

50 mm  
100 mm  
100 mm  
150 mm  
200 mm








5 drawers






75 mm  
75 mm  
100 mm  
100 mm  
250 mm








6 drawers

75 mm  
75 mm  
100 mm  
100 mm  
100 mm  
150 mm

			Art. no.
	75	Key Lock	<b>78.652.XXX</b>
	75	Code Lock	<b>78.653.XXX</b>

			Art. no.
	75	Key Lock	<b>78.654.XXX</b>
	75	Code Lock	<b>78.655.XXX</b>

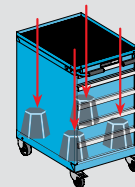
			Art. no.
	75	Key Lock	<b>78.656.XXX</b>
	75	Code Lock	<b>78.657.XXX</b>



### i Tip

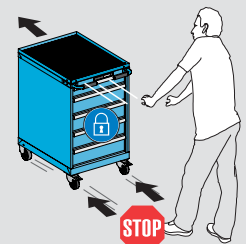
#### Safe handling of the mobile drawer cabinets

Particularly when using mobile cabinets, some rules need to be observed in daily use in order to ensure safety in the workplace.



1. Store the heaviest items in the bottom drawers

2. Secure position by activating the locking wheels, always lock the drawers



3. Tall and heavy inventory items and tools must not be transported using mobile cabinets

4. Do not tip cabinet and never use to transport people



45 x 36 E

54 x 27 E

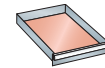
54 x 36 E

64 x 36 E

78 x 36 E

**W** → 717 mm

**D** ↗ 725 mm



612 x 612 mm

**H** ↑ 1062 mm Clear height 700 mm, housing height 800 mm



4 drawers  
100 mm  
150 mm  
150 mm  
300 mm

Color	kg	Lock	Art. no.
	75	Key Lock	78.662.XXX
	75	Code Lock	78.663.XXX



6 drawers  
75 mm  
75 mm  
100 mm  
100 mm  
150 mm  
200 mm

Color	kg	Lock	Art. no.
	75	Key Lock	78.660.XXX
	75	Code Lock	78.661.XXX



7 drawers  
75 mm  
75 mm  
100 mm  
100 mm  
100 mm  
100 mm  
150 mm

Color	kg	Lock	Art. no.
	75	Key Lock	78.658.XXX
	75	Code Lock	78.659.XXX

**H** ↑ 1112 mm Clear height 750 mm, housing height 850 mm



7 drawers  
50 mm  
75 mm  
75 mm  
100 mm  
100 mm  
150 mm  
200 mm

Color	kg	Lock	Art. no.
	75	Key Lock	78.664.XXX
	75	Code Lock	78.665.XXX



7 drawers  
75 mm  
75 mm  
100 mm  
100 mm  
125 mm  
125 mm  
150 mm

Color	kg	Lock	Art. no.
	75	Key Lock	78.666.XXX
	75	Code Lock	78.667.XXX



8 drawers  
75 mm  
75 mm  
75 mm  
75 mm  
100 mm  
100 mm  
100 mm  
150 mm

Color	kg	Lock	Art. no.
	75	Key Lock	78.668.XXX
	75	Code Lock	78.669.XXX



Art. no. **78.668.090**  
Gentian blue, RAL 5010  
(excl. partition material)

**Equipment**

- All mobile drawer cabinets on these two pages are equipped with:
- 1 x 4-sided raised edge including ribbed mat
- 1 push bar
- 1 pair castor supports with rubber castors Ø 160 mm
- Drawer safety catch on right

Height raised edge incl. push bar	53 mm
Height pair of castor supports	209 mm
Castor load capacity	600 kg
Direction of travel	lengthwise



Ordering step 5.: suitable partition material see page 230

# Drawer cabinets 75/200

Ordering steps for individual configuration:



To be selected on this page and the following pages:

2. Cabinet housing, locking system and colour
3. Drawers, drawer safety catch and colour
4. Accessories
5. Partition material

Lista Units

18 x 27 E

18 x 36 E


27 x 27 E

27 x 36 E

36 x 27 E

**36 x 36 E**

## 2 Cabinet housing with Key Lock system



To have simultaneous locking of all drawers each cabinet housing can be configured individually using the Key Lock system. Different heights of drawers can be selected.



H ↑	mm	700	800
	Clear height mm	600	700
 <b>Key Lock</b>		Art. no. 	Art. no. 
Housing <b>incl.</b> cylinder for separate locking 		71.090.XXX	71.091.XXX
Housing <b>excl.</b> cylinder for simultaneous locking 		71.031.XXX	71.032.XXX
+ Cylinder 2C ____ (number according to choice)		222.383.000	222.383.000
Cylinder 2C 1 (pre-defined number)		222.377.000	222.377.000
Cylinder 2C 2 (pre-defined number)		222.378.000	222.378.000
Cylinder 2C 3 (pre-defined number)		222.379.000	222.379.000
Cylinder 2C 4 (pre-defined number)		222.380.000	222.380.000
Cylinder 2C 5 (pre-defined number)		222.381.000	222.381.000
Cylinder 2C 6 (pre-defined number)		222.382.000	222.382.000
Housing <b>excl.</b> cylinder for master key locking system 		71.031.XXX	71.032.XXX
+ Cylinder for master key system		222.384.000	222.384.000
● Master key (registered system)		20.040.000	20.040.000


**Electronic locking system**  
see next page



### Colours

Housings available in 12 standard colours. Multi-colour paint also possible. When ordering, please use the desired three-digit colour code (instead of XXX). Customised colours on request.



 For colour information see bookmark or fold-out





45 x 36 E

54 x 27 E


54 x 36 E

64 x 36 E

78 x 36 E

**W** → 717 mm

**D** ↗ 725 mm



**850**

**1000**

**1150**

**1325**

**1450**

**1625**

750

900

1050

1225

1350

1525

Art. no.

Art. no.

Art. no.

Art. no.

Art. no.

Art. no.

71.092.XXX

71.093.XXX

71.094.XXX

71.095.XXX

71.096.XXX

71.097.XXX

71.033.XXX

71.034.XXX

71.035.XXX

71.036.XXX

71.037.XXX

71.038.XXX

222.383.000

222.383.000

222.383.000

222.383.000

222.383.000

222.383.000

222.377.000

222.377.000

222.377.000

222.377.000

222.377.000

222.377.000

222.378.000

222.378.000

222.378.000

222.378.000

222.378.000

222.378.000

222.379.000

222.379.000

222.379.000

222.379.000

222.379.000

222.379.000

222.380.000

222.380.000

222.380.000

222.380.000

222.380.000

222.380.000

222.381.000

222.381.000

222.381.000

222.381.000

222.381.000

222.381.000

222.382.000

222.382.000

222.382.000

222.382.000

222.382.000

222.382.000

71.033.XXX

71.034.XXX

71.035.XXX

71.036.XXX

71.037.XXX

71.038.XXX

222.384.000

222.384.000

222.384.000

222.384.000

222.384.000

222.384.000

20.040.000

20.040.000

20.040.000

20.040.000

20.040.000

20.040.000

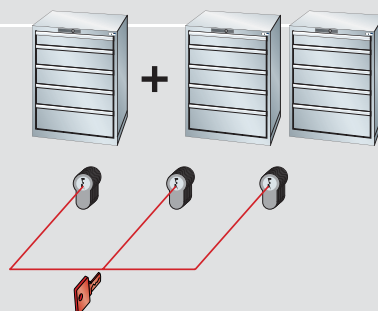
**i Tip**

**Extending simultaneous locking**

Assume that simultaneous locking is wanted for an existing cupboard and some new ones.

Solution:

1. Order the housing (e.g. in Light blue) without the individual cylinders (e.g. Art. no. 71.034.010)
2. Select cylinders with the lock number of the existing cabinet (Art. no. 222.383.000) and quote the cylinder number (e.g. 2C 365)



➤ For locking systems see page 118/119

✓ 2. 3. 4. 5.


➤ For ordering steps 3.-5.: see following pages











## Cabinet housing with electronic locking system



To have simultaneous locking of all drawers, each cabinet housing can be configured individually using the electronic Code Lock, Remote Lock and Remote Lock Mobile systems. Different heights of drawers can be selected.



 <b>H</b> 	mm	700	800
Clear height mm		600	700
 <b>Code Lock</b>		Art. no. 	Art. no. 
Housing with electronic lock per number code		71.149.XXX	71.150.XXX
 <b>Remote Lock</b>			
Housing with electronic remote locking		71.208.XXX	71.209.XXX
<input checked="" type="radio"/> Basic programming key		74.093.000	74.093.000
<input checked="" type="radio"/> Mains connection 230/110/12 VDC CH/EU/GB		74.094.000	74.094.000
<input type="radio"/> Hand-held radio transmitter		74.092.000	74.092.000
<input type="radio"/> Extension unit 4-pole, 1,850 mm long		74.099.000	74.099.000
 <b>Remote Lock Mobile</b>			
Housing with electronic remote locking incl. battery mounted in housing.		71.258.XXX	71.259.XXX
<input checked="" type="radio"/> Basic programming key		74.093.000	74.093.000
<input type="radio"/> Hand-held radio transmitter		74.092.000	74.092.000
<input checked="" type="radio"/> Required for operation			
<input type="radio"/> State requirements/quantities			
 <b>Mechanical locking systems</b>			
see previous page			

### Colours

Housings available in 12 standard colours. Multi-colour paint also possible. When ordering, please use the desired three-digit colour code (instead of XXX). Customised colours on request.



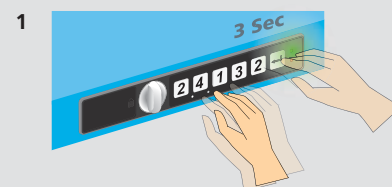
 For colour information see bookmark or fold-out

### Tip

#### Deleting individual user codes

Once the 19 user codes have been programmed, the individual codes can be deleted at any time.

1. Enter the Master Code and confirm, access to release lock active for 3 seconds (green light)



45 x 36 E

54 x 27 E

54 x 36 E

64 x 36 E

78 x 36 E

**W** → 717 mm

**D** ↗ 725 mm

Drawer systems



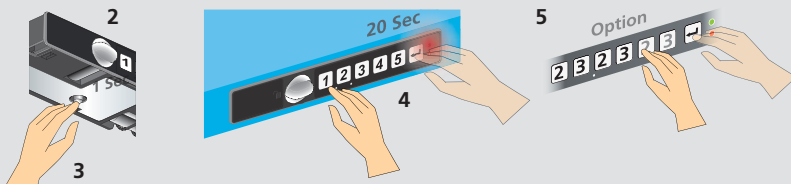
	<b>850</b>	<b>1000</b>	<b>1150</b>	<b>1325</b>	<b>1450</b>	<b>1625</b>
	750	900	1050	1225	1350	1525
Art. no.						
	71.151.XXX	71.152.XXX	71.153.XXX	71.154.XXX	71.155.XXX	71.156.XXX

71.210.XXX	71.211.XXX	71.212.XXX	71.213.XXX	71.214.XXX	71.215.XXX
74.093.000	74.093.000	74.093.000	74.093.000	74.093.000	74.093.000
74.094.000	74.094.000	74.094.000	74.094.000	74.094.000	74.094.000
74.092.000	74.092.000	74.092.000	74.092.000	74.092.000	74.092.000
74.099.000	74.099.000	74.099.000	74.099.000	74.099.000	74.099.000

71.260.XXX	71.261.XXX	-	-	-	-
74.093.000	74.093.000	-	-	-	-
74.092.000	74.092.000	-	-	-	-

➤ For locking systems see page 118/119

- Turn knob to horizontal position
- Press Program key for 1 second
- Press 1 and confirm, program/delete key is active for 20 seconds (red light)
- Enter 4 to 6 digit user codes and confirm
- User code deleted



➤ For ordering steps 3.-5.: see following pages

## Drawers with drawer safety catches



Thanks to the diverse range of available drawer specifications, every cabinet housing can be optimally configured for the items it will store. The 25 mm steps in the vertical supports in the cabinet housings match the different drawer front heights. This means that drawers with very different front heights can be built into the same cabinet housing in any sequence. The drawer walls are all equipped internally with a series of slots in E Units (E's) of 17 mm, which means each can be sub-divided as wished.



### Drawer safety catches

#### Standard

Standard configuration including single-drawer blocking system.

#### Safety catch on right

This is the minimum requirement for mobile drawer cabinets. One-sided drawer safety catch on the right can be released with one hand and prevents accidental opening of the drawer if the cabinet is unlocked.

#### Safety catch on right and left

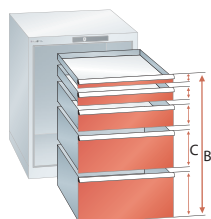
Increased safety for applications in mobile configurations. The drawer safety catches positioned on both sides are operated with both hands, left and right.

#### Double safety catch

Has all the same features as the single safety catches on right and left but can be operated with one hand.

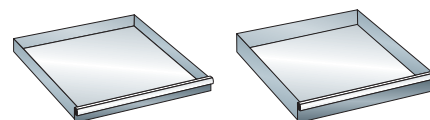
#### Lilo locking device







The Lilo security (Lock-in – Lock-out) fixes the drawer by means of an external lever in either an open or closed position. Available from drawer load capacities of 200 kg.



### Ordering tips

When selecting drawers the clear height of the cabinet housing defines the maximum size. The sum of the drawer front heights (C) must match the clear height (B) (see diagram). When filling and loading up the drawers and drawer cabinets please follow the installation manual and the loading rules. Drawer load capacity applies to an evenly distributed load.




H  mm	50*	75
Usable height mm	32,5	57,5
Side/back height mm	28,5	49
 Load capacity <b>75</b>	Art. no. 	Art. no. 
Standard	<b>72.057.XXX</b>	<b>72.058.XXX</b>
Safety catch on right	<b>72.167.XXX</b>	<b>72.168.XXX</b>
Safety catch on right and left	<b>72.277.XXX</b>	<b>72.278.XXX</b>
Double safety catch	<b>72.387.XXX</b>	<b>72.388.XXX</b>
 Load capacity <b>200</b>		Art. no. 
Standard	-	<b>72.059.XXX</b>
Safety catch on right	-	<b>72.169.XXX</b>
Safety catch on right and left	-	<b>72.279.XXX</b>
Double safety catch	-	<b>72.389.XXX</b>
Lilo locking device	-	<b>72.461.XXX</b>

\* Drawers with 50 mm front height must be positioned at the top.

### Tip

#### Individual drawer locking from 100 mm front height

Drawers with a front height of 100 mm or more (Side/back height 76 mm) can be supplied with individual locks on request. The lock's bolt then locks into an intermediate upper shelf supplied with it.

 For partition material and labelling system see also page 950 ff

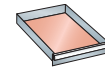
45 x 36 E

54 x 27 E

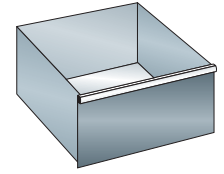
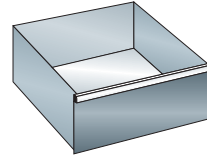
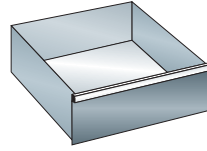
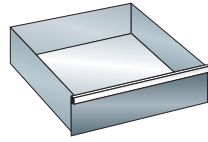
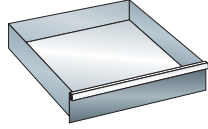
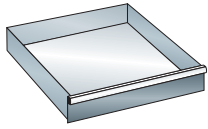
54 x 36 E

64 x 36 E

78 x 36 E



612 x 612 mm



**100**

**125**

**150**

**200**

**250**

**300**

82,5

107,5

132,5

182,5

232,5

282,5

76

76

126

176

226

276

Art. no.

Art. no.

Art. no.

Art. no.

Art. no.

Art. no.

72.060.XXX

72.062.XXX

72.064.XXX

72.066.XXX

72.068.XXX

72.070.XXX

72.170.XXX

72.172.XXX

72.174.XXX

72.176.XXX

72.178.XXX

72.180.XXX

72.280.XXX

72.282.XXX

72.284.XXX

72.286.XXX

72.288.XXX

72.290.XXX

72.390.XXX

72.392.XXX

72.394.XXX

72.396.XXX

72.398.XXX

72.400.XXX

Art. no.

Art. no.

Art. no.

Art. no.

Art. no.

Art. no.

72.061.XXX

72.063.XXX

72.065.XXX

72.067.XXX

72.069.XXX

72.071.XXX

72.171.XXX

72.173.XXX

72.175.XXX

72.177.XXX

72.179.XXX

72.181.XXX

72.281.XXX

72.283.XXX

72.285.XXX

72.287.XXX

72.289.XXX

72.291.XXX

72.391.XXX

72.393.XXX

72.395.XXX

72.397.XXX

72.399.XXX

72.401.XXX

72.462.XXX

72.463.XXX

72.464.XXX

72.465.XXX

72.466.XXX

72.467.XXX



**Colours**

Fronts available in 12 standard colours. Multi-colour paint also possible. When ordering, please use the desired three-digit colour code (instead of XXX). Customised colours on request.

For colour information see bookmark or fold-out

**3.** **4.** **5.**


For ordering steps 4.-5.: see following pages

## 4. Cabinet accessories Separate components




### Hinged doors

Made from sheet steel as a front closing option for the pull-out and adjustable shelves which are built into the housing beneath the drawers. The total of the hinged doors' front height and the drawers' front heights must equal the clear height of the cabinet housing.

Specification	Height mm	Lock	Art. no. 
mounted on the right	450	no cylinder	<b>74.128.XXX</b>
mounted on the right	600	no cylinder	<b>74.129.XXX</b>
mounted on the left	450	no cylinder	<b>74.130.XXX</b>
mounted on the left	600	no cylinder	<b>74.131.XXX</b>
+ Separately lockable cylinder*			<b>222.376.000</b>


\* For further cylinders (simultaneous locking/master key locking) see pages "Cabinet housing with Key Lock system"



### Adjustable shelf

Made from sheet steel, Dove grey NCS S 4502-B. Load capacity 200 kg Thanks to the 25 mm increments in the vertical supports in the cabinet housings different shelves can be built into the same housing in any sequence.


Specification	Usable width mm	Usable depth mm	Installation height mm	Art. no.
Adjustable shelf	656	618	75	<b>74.106.000</b>



### Raised edges, 3-sided, and ribbed mat

Made from sheet steel, black, NCS S 9000-N, including ribbed mat, black.

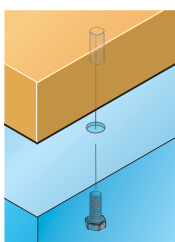
Specification	Width mm	Depth mm	Height mm	Art. no.
Raised edge with ribbed mat	717	725	20	<b>74.028.000</b>
Ribbed mat, alone	712	720	3	<b>74.017.000</b>



### Resin-coated cover panel

Surface and edges Light grey, NCS S 1500-N, decorative chipboard panel (Class E1) coated on both sides with melamine (made to standard EN 14322). 2mm thick plastic corners on all sides. The worktop has all the necessary holes pre-drilled and the fixing materials for attaching it to the cabinets.

Specification	Width mm	Depth mm	Thickness mm	Art. no.
Resin	717	725	22	<b>17.271.000</b>



### Fixing material for workbench tops

For retro-fitting workbench tops to the top of drawer cabinet housings using perforated holes (at least 35 mm thickness).

Screw type	Pre-assembly	Art. no.
4 x M10x25	<b>without</b>	<b>39.160.000</b>
4 x M10x25	<b>including</b>	<b>39.161.000</b>





45 x 36 E

54 x 27 E

54 x 36 E

64 x 36 E

78 x 36 E

**Housing base**

Made from sheet steel for height balancing, black, NCS S 9000-N.

Specification	Width mm	Depth mm	Height mm	Art. no.
Base	717	693	50	<b>74.055.000</b>



**2-way pallet/forklift truck base**

Made from sheet steel for height balancing. The bases are used to enable fully laden cabinets to be transported by pallet truck or forklift. The bases and housing floor are screwed together. Black, NCS S 9000-N.

**Base cover** only, suitable for pallet/forklift truck base. Can be attached as a cover on the front or the back. Made from sheet steel, black, NCS S 9000-N.

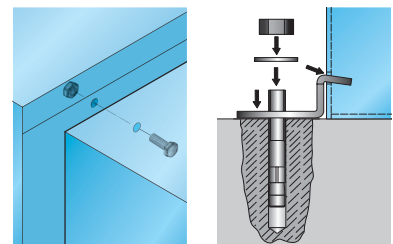
Specification	Width mm	Depth mm	Height mm	Art. no.
Base without cover	717	659	100	<b>74.062.000</b>
Cover only	717	-	100	<b>74.066.000</b>



**Screw fixing/Anchoring base**

The cabinet housings are prepared for the attachment of a second cabinet (above or alongside) and for anchoring to the floor (from a cabinet height of 700 mm) by means of fixing brackets.

Specification/ type of screw	Art. no.
Screw-fixing on top of or next to each other 4 x M8 x16	<b>14.843.000</b>
Floor anchoring to prevent tilting using 2 x M8 x 80	<b>12.042.000</b>



➤ For range of workbenches and tops see page 490 ff

**i Tip**



**2-way pallet/forklift truck base**


By using the pallet/forklift truck base fully loaded cabinets can be transported quite simply using standard forklift trucks or pallet trucks. The front cover of the forklift base can easily be removed, and prevents dirt from collecting under the cabinet.



➤ For last ordering step: see following pages

## 4. Cabinet accessories

### Separate components for mobile versions



#### Raised edges, 4-sided, with push-rod


Made from sheet steel, black, NCS S 9000-N, including ribbed mat, black. Push rod consisting of a pair of plastic handle grips, RAL 9006 white aluminium, and aluminium tube Ø 25 mm, clear anodised.

Specification	Width mm	Depth mm	Height mm	Direction of travel	Art. no.
Raised edge with ribbed mat	717	725	53	lengthwise	<b>74.039.000</b>

#### Pairs of castor supports

Set consisting of 2 swivel castors with brakes and 2 fixed castors. Sendzimir galvanised castor supports.



Specification	Height mm	Wheel Ø mm		Direction of travel	Art. no.
Without castors for depth 36 E	-	-	-	-	<b>46.256.000</b>
With set of nylon castors, black	137	100	400	lengthwise	<b>74.073.000</b>
With set of rubber castors, grey	137	100	400	lengthwise	<b>74.074.000</b>
With set of rubber castors, grey	209	160	600	lengthwise	<b>74.076.000</b>



45 x 36 E

54 x 27 E

54 x 36 E

64 x 36 E

78 x 36 E

### Single rubber castors

Rubber, grey. Swivel castors with brakes.

Rubber version	Wheel Ø mm	Art. no.	
Fixed castor	100	<b>46.241.000</b>	
Swivel castor	100	<b>46.242.000</b>	
Fixed castor	160	<b>13.143.000</b>	
Swivel castor	160	<b>13.142.000</b>	

### Single nylon castors

Nylon, black. Swivel castors with brakes.

Nylon version	Wheel Ø mm	Art. no.	
Fixed castor	100	<b>46.239.000</b>	
Swivel castor	100	<b>46.240.000</b>	



### Pair of castor supports with axle

Set consisting of 2 rubber swivel castors (Ø 160 mm), grey, with two fixed castors and 2 solid rubber tyres (Ø 300 mm), black. Sendzimir galvanised castor supports. Axle Dove grey, NCS S 4502-R.

Specification	kg	Height mm	Wheel Ø mm	Art. no.	
With set of rubber castors	600	209	160/300	<b>13.881.000</b>	



### Multiplex worktop

For drawer cabinet combination (two cabinets of 36 x 36 E). Made of steamed beech veneers, glued in multiple layers and waterproof, rounded corners. Sanded, oiled and waxed surface. The top is splash-proof, dirt-repellent and largely proof against oil and grease. Including at works pre-assembly and fixing material for sub-structures. On request the worktops can also be drilled in order to fit support pillars.

Specification	Width mm	Depth mm	Thickness mm	Art. no.	
Multiplex	1434	725	40	<b>12.219.000</b>	



### Sub-structure, mobile

Made of sheet steel, the sub-structure is used to hold two housings of 36 x 36 E each. A pair of castor supports with grey rubber swivel castors is mounted on this steel construction. The direction of travel is at an angle to the front of the drawers. Colour of the tray as per colour chart. Sendzimir galvanised castor supports.

Specification	kg	Width mm	Depth mm	Height mm	Wheel Ø mm	Art. no.	
2 x 36/36 E	600	1434	725	212	160	<b>12.218.XXX</b>	



### i Tip

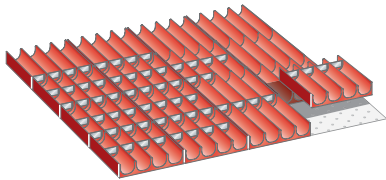
#### Special wheels for special requirements

For mobile applications which face extensive chemical exposure, such as e.g. mineral oils, the use of polyethylene wheels is recommended. These are available on request.



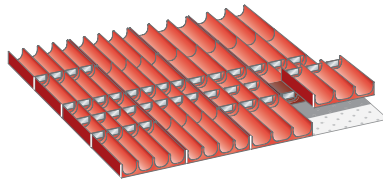
For last ordering step: see following pages

## Partition material sets for drawers



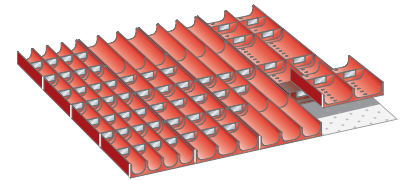
### Troughs

For front height mm	Art. no.	
<b>50</b>	<b>100.317.000</b>	
16 troughs:	4 grooves, Ø 33 mm*	
70 trough dividers:	4 grooves, Ø 33 mm*	



### Troughs

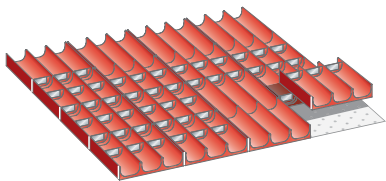
For front height mm	Art. no.	
<b>50</b>	<b>100.318.000</b>	
8 troughs:	4 grooves, Ø 33 mm*	
30 trough dividers:	4 grooves, Ø 33 mm*	
8 troughs:	3 grooves, Ø 45 mm*	
20 trough dividers:	3 grooves, Ø 45 mm*	



### Troughs

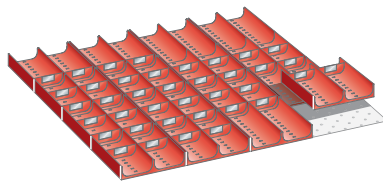
For front height mm	Art. no.	
<b>50</b>	<b>100.319.000</b>	
4 troughs:	4 grooves, Ø 33 mm*	
30 trough dividers:	4 grooves, Ø 33 mm*	
8 troughs:	3 grooves, Ø 45 mm*	
20 trough dividers:	3 grooves, Ø 45 mm*	
4 troughs:	2 grooves, Ø 70 mm*	
10 trough dividers:	2 grooves, Ø 70 mm*	

\* Note usable height of drawer depending on inventory type.



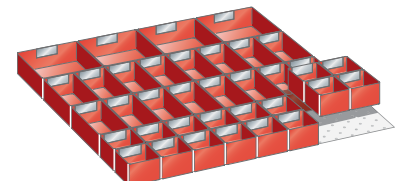
### Troughs

For front height mm	Art. no.	
<b>50</b>	<b>100.320.000</b>	
16 troughs:	3 grooves, Ø 45 mm*	
60 trough dividers:	3 grooves, Ø 45 mm*	



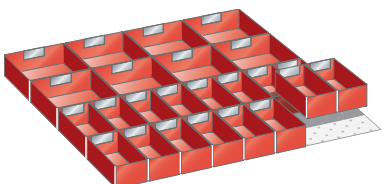
### Troughs

For front height mm	Art. no.	
<b>50</b>	<b>100.322.000</b>	
16 troughs:	2 grooves, Ø 70 mm*	
40 trough dividers:	2 grooves, Ø 70 mm*	



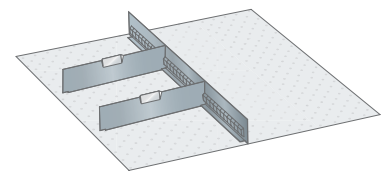
### Plastic boxes

For front height mm	Art. no.	
<b>50</b>	<b>100.380.000</b>	
<b>75</b>	<b>100.381.000</b>	
16 plastic boxes:	75 x 75 mm	
16 plastic boxes:	150 x 75 mm	
4 plastic boxes:	150 x 150 mm	



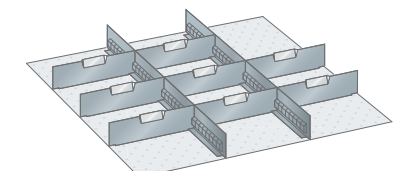
### Plastic boxes

For front height mm	Art. no.	
<b>50</b>	<b>100.389.000</b>	
<b>75</b>	<b>100.390.000</b>	
<b>100, 125</b>	<b>100.391.000</b>	
16 plastic boxes:	150 x 75 mm	
8 plastic boxes:	150 x 150 mm	



### Dividers

For front height mm	Art. no.	
<b>100, 125</b>	<b>100.354.000</b>	
<b>150</b>	<b>100.355.000</b>	
<b>200</b>	<b>100.356.000</b>	
<b>250</b>	<b>80.688.000</b>	
<b>300</b>	<b>100.357.000</b>	
1 slotted divider:	36 E	
2 metal separators:	18 E	



### Dividers

For front height mm	Art. no.	
<b>75</b>	<b>100.348.000</b>	
<b>100, 125</b>	<b>100.349.000</b>	
<b>150</b>	<b>100.350.000</b>	
<b>200</b>	<b>100.351.000</b>	
2 slotted partitions:	36 E	
8 metal separators:	12 E	



45 x 36 E

54 x 27 E

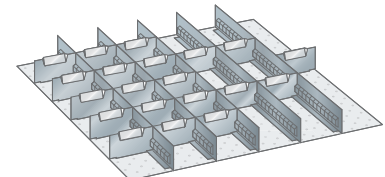
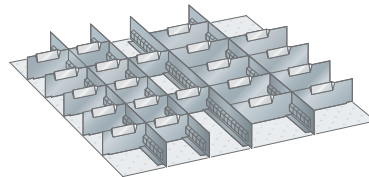
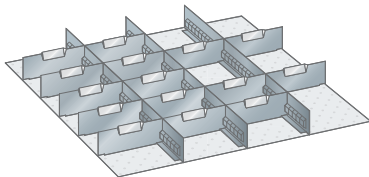
54 x 36 E

64 x 36 E

78 x 36 E



Drawer systems



### Partitions



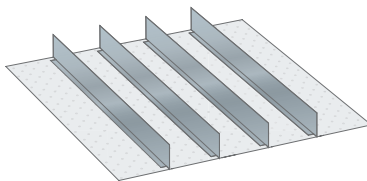
For front height mm	Art. no.	
75	100.343.000	
100, 125	100.344.000	
150	100.345.000	
200	100.346.000	
250	80.689.000	
3 slotted partitions:	36 E	
15 metal separators:	9 E	

### Dividers

For front height mm	Art. no.	
50	100.333.000	
75	100.334.000	
100, 125	100.335.000	
4 slotted partitions:	36 E	
12 metal separators:	6 E	
9 metal separators:	9 E	

### Dividers

For front height mm	Art. no.	
50	100.329.000	
75	100.330.000	
100, 125	100.331.000	
5 slotted partitions:	36 E	
20 metal separators:	6 E	



### Dividers

For front height mm	Art. no.	
75	100.368.000	
100, 125	100.369.000	
150	100.370.000	
200	100.371.000	
250	80.690.000	
4 partitions:	36 E	

### Anti-slide mat


Coating: PVC special soft foam, extremely tear resistant and hard-wearing. Size 600 x 600 mm (W x D), 3 mm thick.

Designation	Art. no.	
Anti-slide mat, anthracite	100.394.000	

### Blank PE foam insert

Material properties: PE 35 laminated, heat resistant to 112 °C, non-flammable, resistant to oil, petrol and cleaning materials, environmentally friendly. Size 600 x 600 mm (W x D).

Designation	Art. no.	
Foam insert, black, 22 mm thick	80.918.000	
Underlay, blue, 3 mm thick	80.907.000	



### Plunge cutter

For accurate working with the blank PE foam insert.

Designation	Art. no.	
Plunge cutter 20 mm	80.920.000	
Plunge cutter 50 mm	80.921.000	
Plunge cutter "E" 20 x 20 mm	80.922.000	

Partition material sets excluding clip-on label holders. For effective heights of the partition material, see page 982-989.



➤ For partition material and labelling system see page 950 ff