


not recommended for new design in

Features

- ◆ Ultra wide 4 : 1 input range
- ◆ Extended operating temperature range
-40°C to +85°C
- ◆ I/O isolation 1500 VDC
- ◆ Input filter meets EN 55022, class A and
FCC, Level A
- ◆ Remote On/Off
- ◆ Adjustable output
- ◆ Industry standard footprint
- ◆ Shielded metal case with insulated
baseplate
- ◆ Optional heatsink
- ◆ Lead free design - RoHS compliant
- ◆ 3-year product warranty



The TEN 20WI series is a family of high performance 20W DC/DC converter modules featuring ultra wide 4:1 input voltage ranges in a compact 2" x 1.6" low profile package with industry-standard footprint. A very high efficiency allows an operating temperature range of -40°C to 85°C. A built-in EMI input filter complies with EN 55022, class A. Further standard features include remote On/Off, output voltage trimming, over voltage protection and short-circuit protection.

Typical applications for these converters are battery operated equipment and distributed power architectures in communication and industrial electronics, everywhere where isolated, tightly regulated voltages are required.

Models

Order code	Input voltage range	Output voltage	Output current max.	Efficiency typ.
TEN 20-2411WI	9 – 36 VDC (24 VDC nominal)	5 VDC	4'000 mA	79 %
TEN 20-2412WI		12 VDC	1'670 mA	81 %
TEN 20-2413WI		15 VDC	1'330 mA	81 %
TEN 20-2421WI		±5 VDC	±2'000 mA	79 %
TEN 20-2422WI		±12 VDC	±835 mA	81 %
TEN 20-2423WI		±15 VDC	±665 mA	82 %
TEN 20-4811WI	18 – 75 VDC (48 VDC nominal)	5 VDC	4'000 mA	80 %
TEN 20-4812WI		12 VDC	1'670 mA	81 %
TEN 20-4813WI		15 VDC	1'330 mA	81 %
TEN 20-4821WI		±5 VDC	±2'000 mA	79 %
TEN 20-4822WI		±12 VDC	±835 mA	83 %
TEN 20-4823WI		±15 VDC	±665 mA	84 %

Input Specifications

Input current at no load	24 Vin models: 35 mA typ. 48 Vin models: 25 mA typ.
Input current at full load	24 Vin models: 1000 mA typ. 48 Vin models: 500 mA typ.
Surge voltage (100 msec. max.)	24 Vin models: 50 V max. 48 Vin models: 100 V max.
Conducted noise (input)	24 Vin models: EN 55022 level A, FCC part 15, level A without external components 48 Vin models: with capacitor 2.2 μ F/100V, 1812 MLCC
ESD (input)	EN 61000-4-2, perf. criteria B
Fast transient (input)	EN 61000-4-4, perf. criteria B
Surge (input)	EN 61000-4-5, perf. criteria B

Output Specifications

Voltage set accuracy	± 2 %
Output voltage adjustment	± 10 %
Regulation	<ul style="list-style-type: none"> - Input variation Vin min. to Vin max. 0.2 % max. - Load variation 25 – 100%: <ul style="list-style-type: none"> single output models: ± 0.5 % max. dual output models: ± 3 % max. - Load cross variation 25 % / 100 % ± 5 % max.
Temperature coefficient	± 0.02 %/K
Ripple and noise (20 MHz Bandwidth)	<ul style="list-style-type: none"> single output models: 75 mVpk-pk max. dual output models: 100 mVpk-pk max.
Start up time (nominal Vin and constant resistive load)	20 ms typ.
Transient Response (25% load step change)	500 μ s typ.
Short circuit protection	indefinite (automatic recovery)
Over load protection	150 % of lout max typ. foldback
Over voltage protection	<ul style="list-style-type: none"> 5 Vout models: 6.2 V 12 Vout models: 15 V 15 Vout models: 18 V
Minimum load (only for dual output models)	10% of rated max current (operation at lower load condition will not damage these converters, however, they may not meet all listed specifications)
Capacitive load	<ul style="list-style-type: none"> 5 Vout models / ± 5 Vout models: 6'800 μF max. / ± 3'400 μF max. 12 Vout models / ± 12 Vout models: 2'200 μF max. / ± 680 μF max. 15 Vout models / ± 15 Vout models: 755 μF max. / ± 450 μF max.

General Specifications

Temperature ranges	<ul style="list-style-type: none"> - Operating -40°C to +85°C - Casing temperature +100°C max. - Storage -55°C to +105°C
Thermal impedance	<ul style="list-style-type: none"> - with heat-sink TEN-HS2 8.24 K/watt - without heat-sink 10 K/watt
Derating	see graphs on page 3 to 5
Humidity (non condensing)	95 % rel H max.
Reliability, calculated MTF (MIL-HDBK-217F, @ +25°C, ground benign)	>440'000 h

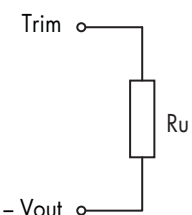
All specifications valid at nominal input voltage, full load and +25°C after warm-up time unless otherwise stated.

General Specifications

Isolation voltage (60 sec)	- Input/Output	1'500 VDC
Isolation capacity	- Input/Output	300 pF typ.
Isolation resistance	- Input/Output (500 VDC)	>1'000 M Ohm
Switching frequency (fixed)		300 kHz typ. (Pulse width modulation PWM)
Vibration		10–55Hz, 2G, 30 minutes along X,Y,Z
Remote On/Off	- ON: - OFF: - OFF idle current:	3.5 ... 12 VDC or open circuit. 0 ... 1.2 VDC or short circuit pin 3 and pin 2 20 mA typ.
Safety standards		UL 1950, EN 60950-1, IEC 60950-1 compliance up to 60 VDC input voltage (SELV limit)
Safety approvals	- UL/cUL	www.ul.com > UL File no.: E188913

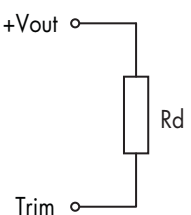
Output Voltage Adjustment

Trim up



Ru [kohm]*		5V	12V	15V
output				
+5%	3.9	56	470	
+10%	0.47	6.8	2.2	
output		$\pm 5V$	$\pm 12V$	$\pm 15V$
+5%	10	22	39	
+10%	0.82	1.5	6.8	



Trim down

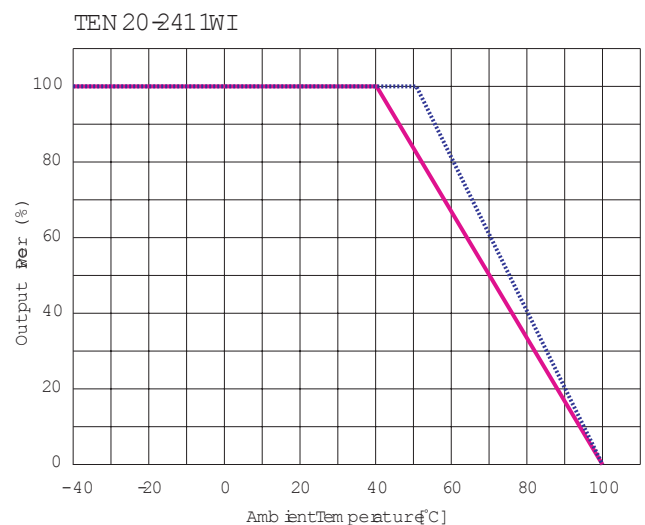
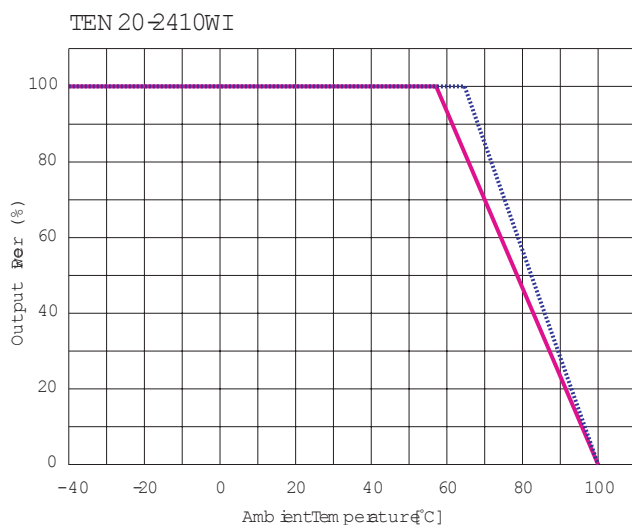


Rd [kohm]*		5V	12V	15V
output				
-5%	5.6	47	56	
-10%	0.68	2.7	1.8	
output		$\pm 5V$	$\pm 12V$	$\pm 15V$
-5%	15	47	47	
-10%	1.2	10	8.2	

*approximate values

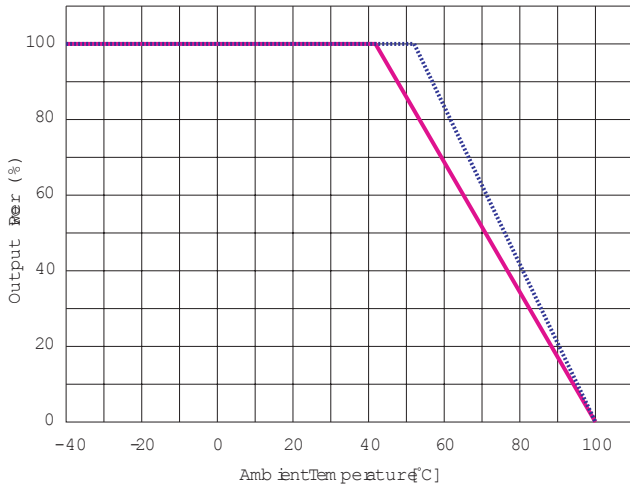
Power De-rating

	Natural convection with heat-sink TEN-HS2
	Natural convection without heat-sink

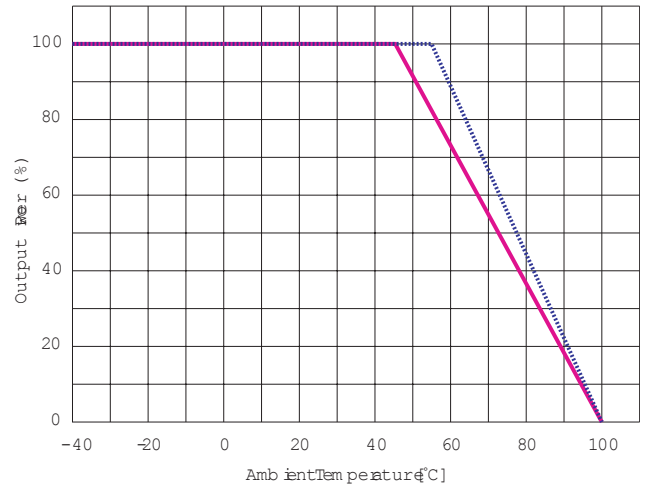


Power De-rating

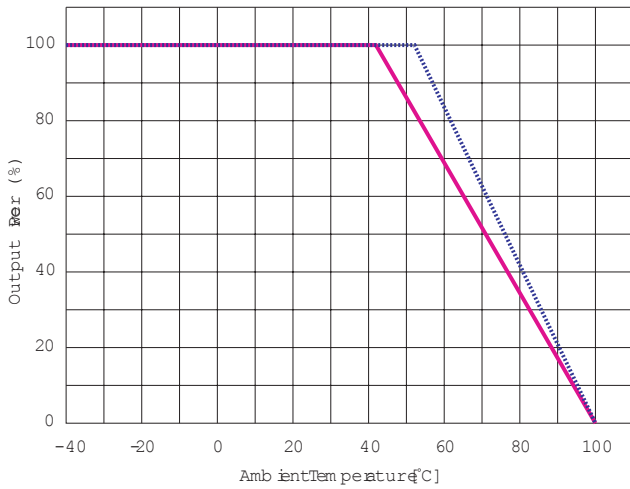
TEN 20-2412WI



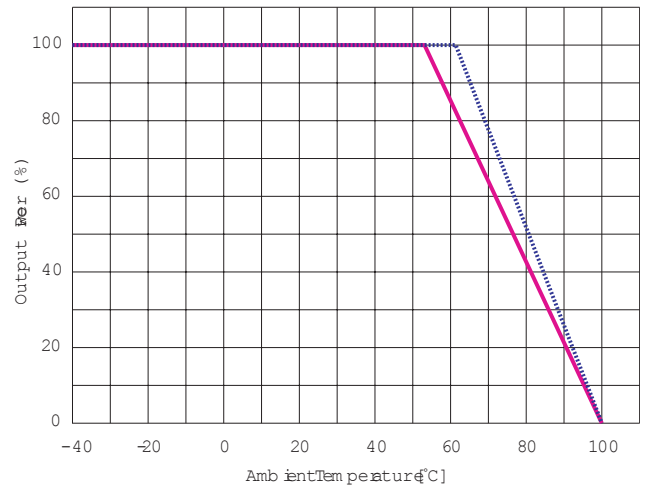
TEN 20-2413WI



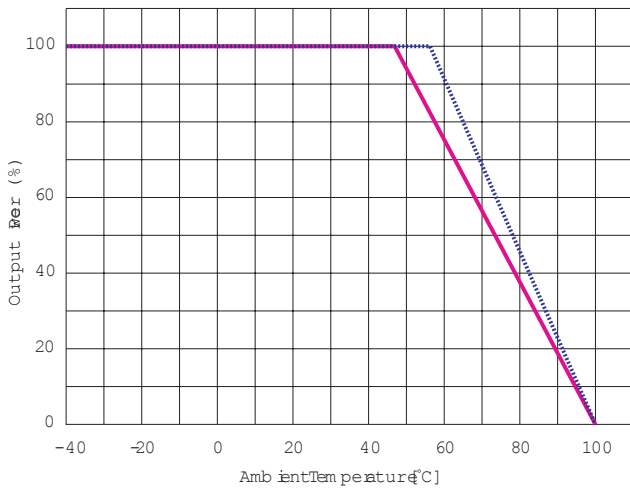
TEN 20-2421WI



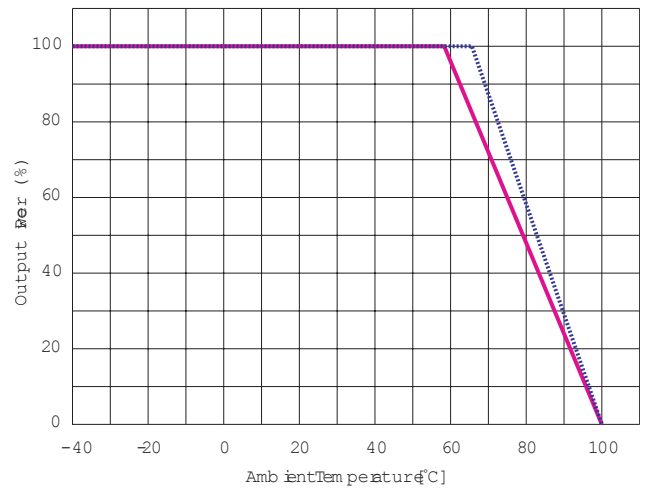
TEN 20-2422WI



TEN 20-2423WI

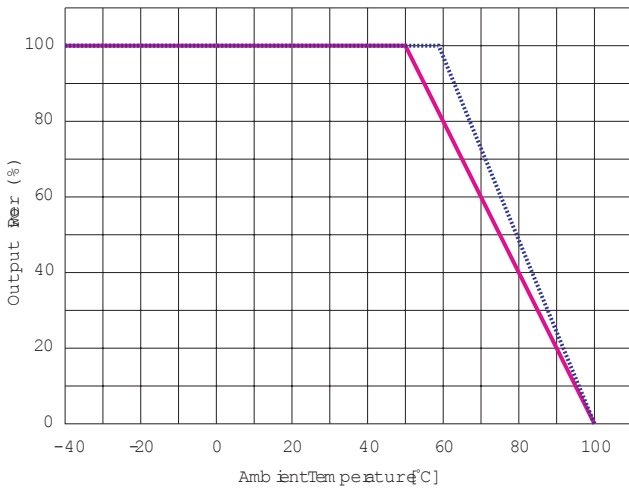


TEN 20-2410WI

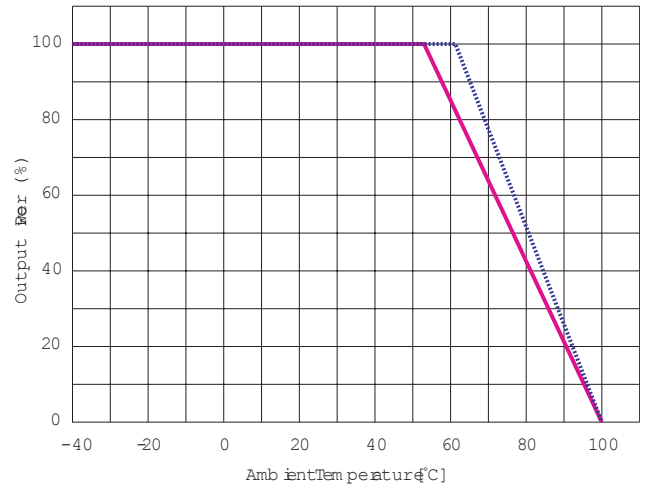


Power De-rating

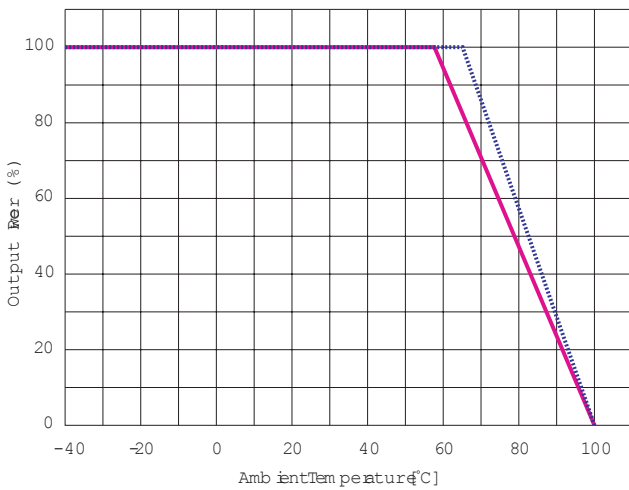
TEN 20-~~1~~11WI



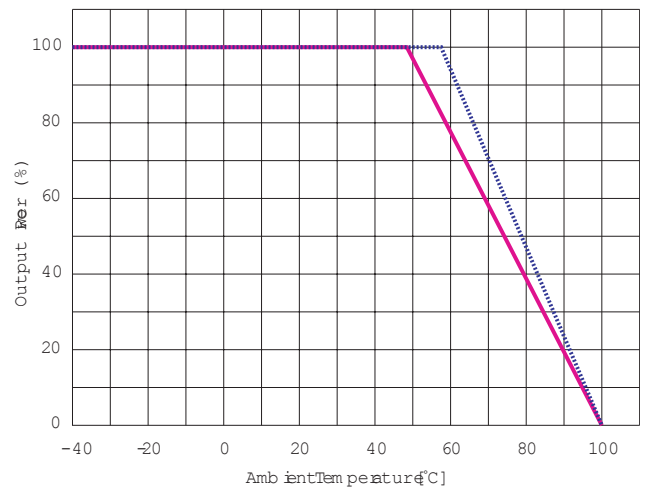
TEN 20-~~1~~12WI



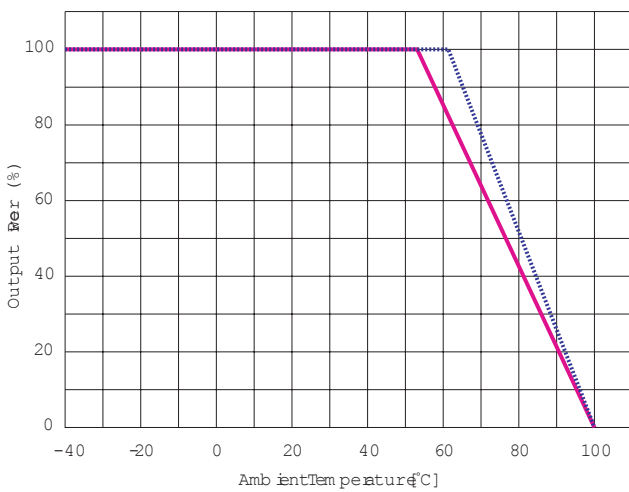
TEN 20-~~1~~13WI



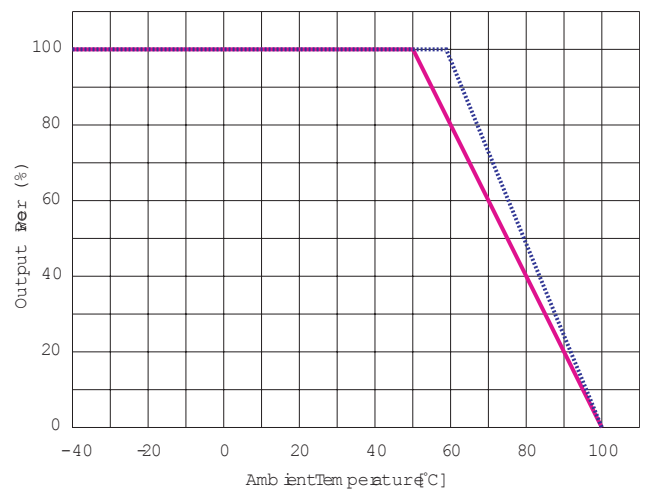
TEN 20-~~1~~21WI



TEN 20-~~1~~22WI



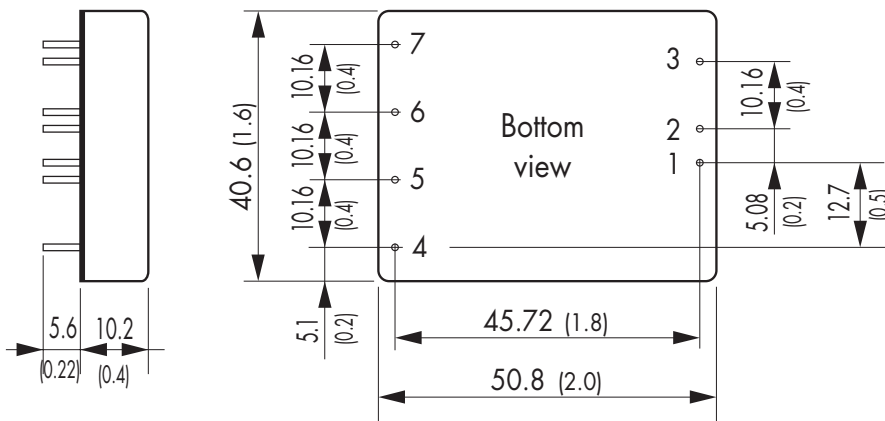
TEN 20-~~1~~23WI



Physical Specifications

Casing material	copper, nickel plated
Baseplate material	non conductive FR4
Potting material	epoxy (UL 94V-0 rated)
Weight	50 g (1.2 oz)
Soldering temperature	max. 265°C / 10 sec.

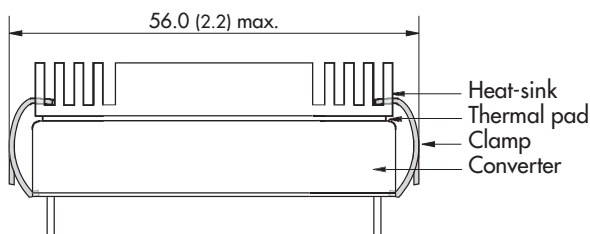
Outline Dimensions



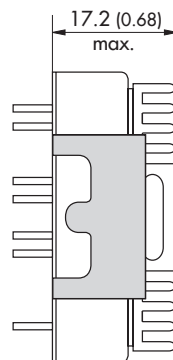
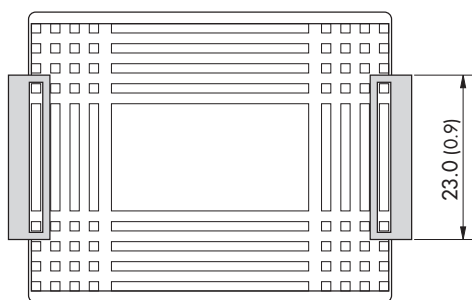
Pin-Out		
Pin	Single	Dual
1	+Vin (Vcc)	+Vin (Vcc)
2	-Vin (GND)	-Vin (GND)
3	Remote On/Off	
4	No pin	+Vout
5	+Vout	Common
6	-Vout	-Vout
7	Trim	

Dimensions in [mm], () = Inch
 Pin diameter: 1.0 ±0.05 (0.02 ±0.002)
 Pin pitch tolerances: ±0.35 (±0.014)
 Casing tolerances: ±0.5 (±0.02)

Heat-sink TEN-HS2



Order code: TEN-HS2
 (cont.: heat-sink, thermal pad, 2 clamps)
Material: Aluminum
Finish: Anodic treatment (black)
Weight: 19 g (0.67oz) (without converter)



Note:
 The product label on converter has to be removed before mounting the heat-sink.
 For volume orders converters will be supplied with heat-sinks already mounted.
 Please contact factory for quotation.
 Separate heat-sinks are only available for prototypes and small quantity orders.

Specifications can be changed any time without notice.