

MECHANICAL DETAILS

Shell Style Model FG* : Straight plug cable collet and nut for fitting a bend relief

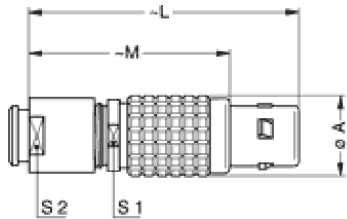
Keying 1 key (alpha=0, plug: male contacts, receptacle: female contacts)

Housing Material Brass (chrome plated) shell and collet nut, nickel plated brass latch sleeve and mid pieces


Cable Fixing 4.3 - 5.2 mm

Variant 2 Z : Nut for fitting a bend relief

	A	L	M	S1	S2
Mm.	9.5	35	25	8	7
In.	0.37	1.38	0.98	0.31	0.28



Available Download

 [unipole_multipole.pdf](#)

PERFORMANCE DETAIL

Insert 0B.305 : 5 Low Voltage

Insulator L: PEEK

Specifications

Contact Type: Solder

Max. Matings: 5000


Contact Dia.: 0.7 mm (0.028in)

Bucket Dia.: 0.8 mm (0.031in)

Max. Stranded 0.34 mm² (AWG 22)

Max. Conductor: 0.34 mm² (AWG 22)

R (max): 6.1 mOhm



OTHER CHARACTERISTICS

Endurance (Shell) Endurance (Shell):

Temp (min) -55°C

Temp (max) +250°C

Humidity (max): <=95% [at 60 deg C /140 F]

Vibration: 15 g [10 Hz - 2000 Hz]

Shock Resistance: 100 g [6 ms]

Salt Spray >144 hr

Climatical 50/175/21







Shielding (min): 75 dB (10 MHz)

Shielding (min): 40 dB (1 GHz)

IP Rating 50



Related links

-  [Contact](#)
-  [Quote Request](#)
-  [Catalogs Downloads](#)
-  [Catalogs Requests](#)
-  [Sample Request](#)
-  [3D drawings](#)