


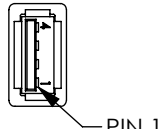

THE INFORMATION CONTAINED IN THIS DRAWING IS THE SOLE PROPERTY OF L-COM, INC. ANY REPRODUCTION IN PART OR WHOLE WITHOUT THE WRITTEN PERMISSION OF L-COM, INC. IS PROHIBITED.

RoHS Compliant ✓

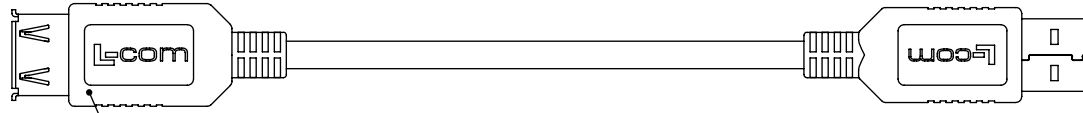
REVISIONS			
REV	DESCRIPTION	DATE	APPROVED
F	ECN 3142: CN RELEASE. REVISE TO HAVE NEW MOLDS	1/7/08	D.FRISIELLO
G	ECN 5868: ADDED LENGTHS, NEW FORMAT, REVISED NOTE 4, ADD NOTE 5	12/2/11	D.FRISIELLO
H	ECN5915: REVISED END VIEW OF USB TYPE A MALE	01/10/12	DFP
J	ECN6237: ADDED CONTACT PLATING NOTE. UPDATED FORMAT.	09/14/12	DFP



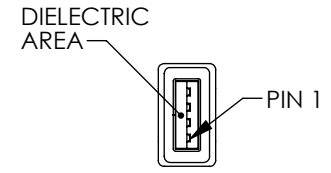
ONE 28AWG STRANDED TINNED COPPER TWISTED PAIR
 TWO 20AWG STRANDED TINNED COPPER CONDUCTORS
 OVERALL ALUMINIZED POLYESTER SHIELD WITH DRAIN
 WIRE PLUS TINNED COPPER BRAIDED SHIELD.
 PVC OUTER JACKET, LIGHT GRAY (PANTONE 400C)



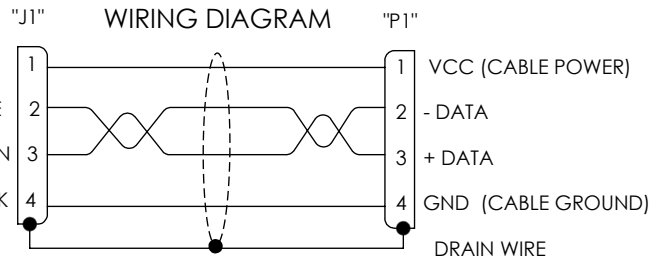
SERIES "A"
 USB RECEPTACLE
 CONTACTS: 30 μINCHES
 GOLD PLATING



2X MOLDED HOOD
 AND STRAIN RELIEF
 PVC, LIGHT GRAY
 (PANTONE 400C)



"P1"
 SERIES "A"
 USB PLUG
 CONTACTS: 30 μINCHES
 GOLD PLATING



MODEL NUMBER	LENGTH	
	METERS	FEET
CSMUAX-03M	0.3	.98
CSMUAX-05M	0.5	1.64
CSMUAX-075M	0.75	2.46
CSMUAX-1M	1.0	3.28
CSMUAX-2M	2.0	6.56
CSMUAX-3M	3.0	9.84

NOTES:

1. CABLE ASSEMBLY SHALL HAVE 360° SHIELD TERMINATION.
2. CABLE ASSEMBLY SHALL MEET USB 2.0 REQUIREMENTS.
3. CABLE ASSEMBLY SHALL BE TESTED FOR CONTINUITY.
4. CABLE ASSEMBLY SHALL BE INDIVIDUALLY PACKAGED IN ACCORDANCE WITH L-COM SPECIFICATION PS-0031.

UNLESS OTHERWISE SPECIFIED, DIMENSIONS ARE IN INCHES [mm] OVERALL CABLE LENGTH TOLERANCE: ≤12 [305] = +1 [25] / -0 >12 [305] ≤60 [1524] = +2 [51] / -0 >60 [1524] ≤120 [3048] = +4 [102] / -0 >120 [3048] ≤300 [7620] = +6 [152] / -0 >300 [7620] = +3% / -0%	APPROVALS	DATE	L-com Global Connectivity	45 BEECHWOOD DRIVE NORTH ANDOVER, MA 01845
	DRAWN BY D.PARHAM	03/08/2002		
ALL OTHER DIMENSIONAL TOLERANCES: .X = ±.2 .XX = ±.02 .XXX = ±.005	CHECKED BY T.CLARK	03/08/2002	CATEGORY	
	APPROVED BY R.CARRICK	03/08/2002	USB	
PROJECTION	CONFIGURATION DETAILS OF UNDIMENSIONED FEATURES MAY VARY	SIZE A	FSCM NO. 43321	DWG. NO. CSMUAX
	COLOR VARIATIONS MAY OCCUR	SCALE: NONE	CAD FILE: CSMUAX.SLDRW	SHEET 1 OF 1