


HC-EVO-B10-CHWS-PLRBK

Order No.: 1407640

<http://eshop.phoenixcontact.co.uk/phoenix/treeViewClick.do?UID=1407640>

HEAVYCON EVO coupling housing, plastic, with bayonet flange for EVO screw connection, B10, with single locking latch, height: mm, without EVO screw connection

Commercial data	
EAN	4  046356 777025
Pack	1
Customs tariff	85389099
Gross weight in pieces	116.00 g
Country of Origin	PL

Product notesWEEE/RoHS-compliant since:
03/07/2012

Please note that the data given here has been taken from the online catalog. For comprehensive information and data, please refer to the user documentation at <http://www.download.phoenixcontact.com>. The General Terms and Conditions of Use apply to Internet downloads.

Technical data	
General data	
Note	For contact inserts HC-B10, BB18, DD42, M, K8/24
Design	B10
Height	90 mm
Width	44 mm

Length	73 mm
Housing type	Coupling housings
Color	black
Locking type	With single locking latch
No. of cable exits	1
Cable exit	Straight
	Lateral
Protective cover	No
Degree of protection for housing	IP65
Ambient temperature (operation)	-40 °C ... 125 °C
Housing material	Polyamide
Seal material	NBR
Material lock	Polyamide
Inflammability class according to UL 94	V0
Connection	The coupling housing must be supplemented with the EVO screw connection. The EVO screw connection is available in four sizes. The EVO screw connection is mounted with the aid of a pipe wrench, for example.

Certificates

Certification

Certifications applied for:

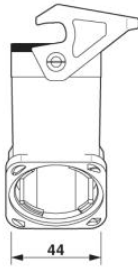
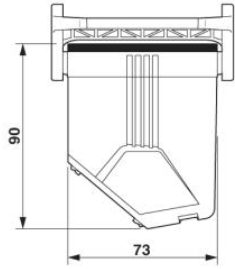
Certification Ex:

Accessories

Item	Designation	Description
General		
1407669	HC-B-G-M20-PLRBK	EVO plastic cable gland with bayonet locking; size M20
1407670	HC-B-G-M25-PLRBK	EVO plastic cable gland with bayonet locking; size M25
1407671	HC-B-G-M32-PLRBK	EVO plastic cable gland with bayonet locking; size M32
1407672	HC-B-G-M40-PLRBK	EVO plastic cable gland with bayonet locking; size M40
Marking		
0829439	US-EMP (20X9)	Snap-in markers, Card, white, Unlabeled, Can be labeled with: Thermomark C+, Thermomark C, Mounting type: Snapped into marker carrier, Lettering field: 20 x 9 mm

Drawings

Dimensioned drawing



Dimensional drawing

Address

PHOENIX CONTACT Ltd
Halesfield 13
Telford / Shropshire / TF7 4PG,England
Phone 01952 681 700
Fax 01952 681 799
<http://www.phoenixcontact.co.uk>



Phoenix Contact Ltd.
Technical modifications reserved;