

Single Phase Bridge Rectifier



Features:

- Rating to 1,000V PRV
- Ideal for printed circuit board
- Reliable low cost construction utilizing molded plastic technique results in inexpensive product
- Lead tin plated copper

Specifications:

Reverse Voltage : 50V to 1,000V
Forward Current : 0.8 Ampere
Polarity : Symbol molded on body
Mounting position : Any

Max. Ratings And Electrical Characteristics

Rating at 25°C ambient temperature unless otherwise specified.

Single phase, half wave ,60Hz, resistive or inductive load.

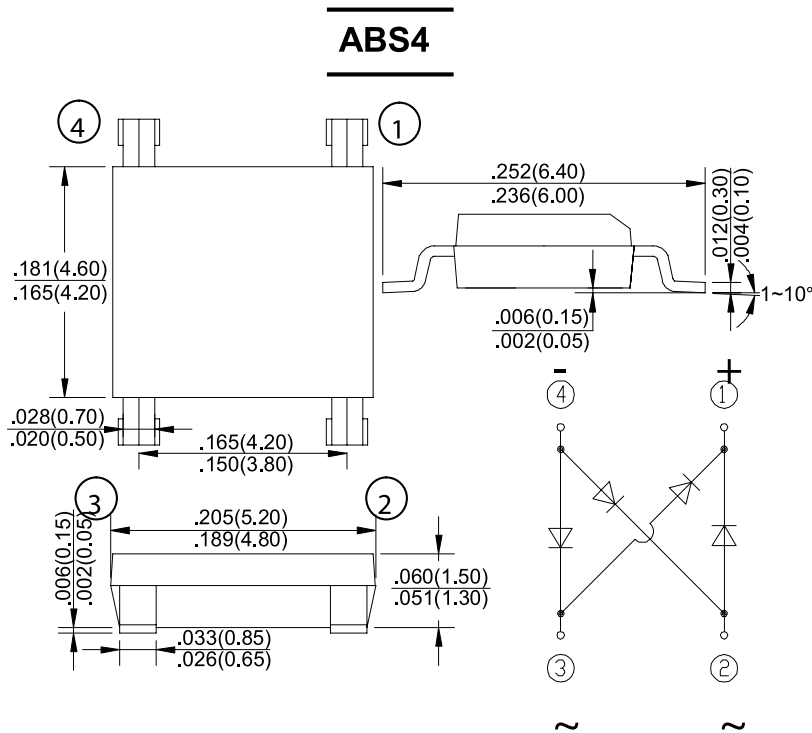
For capacitive load, derate current by 20%

Characteristics	Symbol	ABS4	Unit
Maximum Recurrent Peak Reverse Voltage	V _{RRM}	400	V
Maximum RMS Voltage	V _{RMS}	280	
Maximum DC Blocking Voltage	V _{DC}	400	
Maximum Average Forward Rectified Current (Note 1) @T _A = 40°C	I _(AV)	0.8	A
Peak Forward Surge Current 8.3ms Single Half Sine-Wave Super Imposed on Rated Load(JEDEC Method)	I _{FSM}	30	A
Peak Forward Voltage at 0.8A DC	V _F	1.1	V
Maximum DC Reverse Current @T _j = 25°C at Rated DC Blocking Voltage @T _j =125°C	I _R	5.0 500	μA
Typical Thermal Resistance (Note2)	R _{θJA}	80	°C/W
Operating Temperature Range	T _J	-55 to +150	°C
Storage Temperature Range	T _{STG}	-55 to +150	°C

Notes: 1. Mounted on P.C. board.
2. Thermal resistance junction to ambient.

Single Phase Bridge Rectifier

Dimensions:



Dimensions : Inches (Millimetres)

FIG.1-FORWARD CURRENT DERATING CURVE

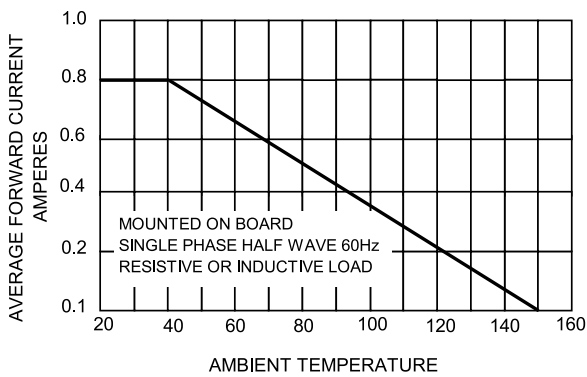
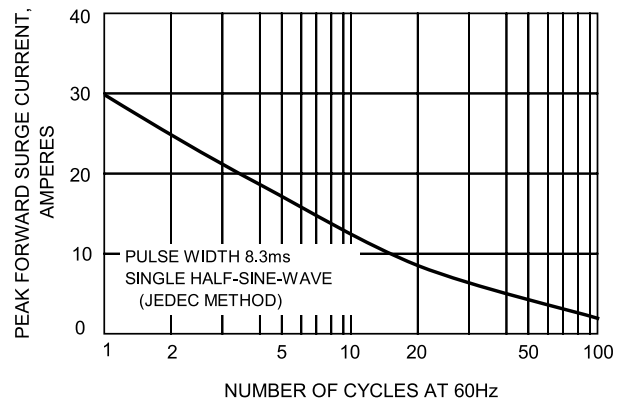


FIG.2 - MAXIMUM NON-REPETITIVE SURGE CURRENT



Single Phase Bridge Rectifier

FIG.3-TYPICAL REVERSE CHARACTERISTICS

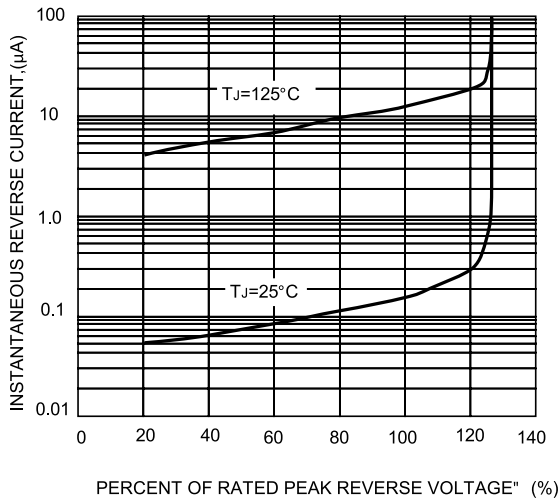
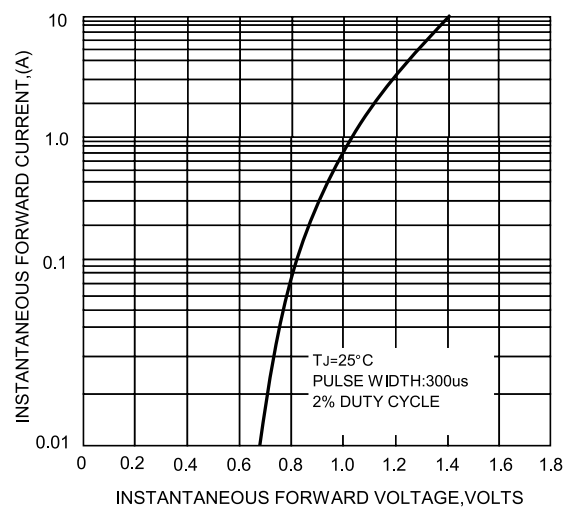


FIG.4-TYPICAL FORWARD CHARACTERISTICS



Part Number Table

Description	Part Number
Bridge Rectifier, Single Phase, 1A, 400V, ABS	ABS4

Important Notice : This data sheet and its contents (the "Information") belong to the members of the Premier Farnell group of companies (the "Group") or are licensed to it. No licence is granted for the use of it other than for information purposes in connection with the products to which it relates. No licence of any intellectual property rights is granted. The Information is subject to change without notice and replaces all data sheets previously supplied. The Information supplied is believed to be accurate but the Group assumes no responsibility for its accuracy or completeness, any error in or omission from it or for any use made of it. Users of this data sheet should check for themselves the Information and the suitability of the products for their purpose and not make any assumptions based on information included or omitted. Liability for loss or damage resulting from any reliance on the Information or use of it (including liability resulting from negligence or where the Group was aware of the possibility of such loss or damage arising) is excluded. This will not operate to limit or restrict the Group's liability for death or personal injury resulting from its negligence. Multicomp is the registered trademark of the Group. © Premier Farnell plc 2012.