


# DMC 1,5/17-G1F-3,5-LR P20THR

Order No.: 1787166

<http://eshop.phoenixcontact.co.uk/phoenix/treeViewClick.do?UID=1787166>

Header, Nominal current: 8 A, Rated voltage (III/2): 160 V, Number of positions: 17, Pitch: 3.5 mm, Color: Black, Contact surface: Tin, Assembly: SMD/THT/THR

## Commercial data

EAN	 4 046356 596770
Note	Made-to-order
Pack	50
Customs tariff	85366990
Gross weight in pieces	9.64 g
Country of Origin	DE

## Product notes

WEEE/RoHS-compliant since:  
12/07/2010



Please note that the data given here has been taken from the online catalog. For comprehensive information and data, please refer to the user documentation at <http://www.download.phoenixcontact.com>. The General Terms and Conditions of Use apply to Internet downloads.

## Technical data

### Dimensions / positions

Length	11.6 mm
Height	12.8 mm
Pitch	3.5 mm
Dimension a	56 mm
Number of positions	17

Pin dimensions	0,8 x 0,8 mm
Pin spacing	2.50 mm
Hole diameter	1.4 mm

#### Technical data

Range of articles	DMC 1,5/..-G1F-THR
Insulating material group	IIIa
Rated surge voltage (III/3)	2.5 kV
Rated surge voltage (III/2)	2.5 kV
Rated surge voltage (II/2)	2.5 kV
Rated voltage (III/2)	160 V
Rated voltage (II/2)	250 V
Connection in acc. with standard	EN-VDE
Nominal current $I_N$	8 A
Nominal voltage $U_N$	160 V
Maximum load current	8 A
Insulating material	LCP
Inflammability class according to UL 94	V0
Color	Black
Nominal voltage, UL/CUL Use Group B	150 V
Nominal current, UL/CUL Use Group B	8 A

#### Certificates



Certification

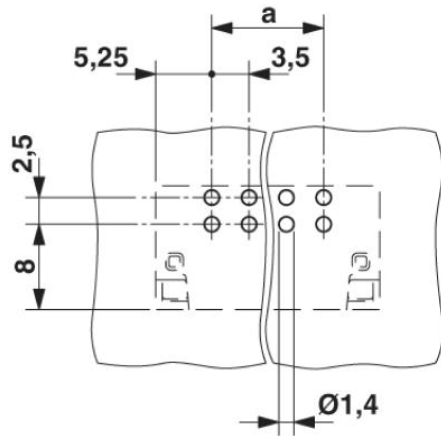
cULus Recognized

Certifications applied for:

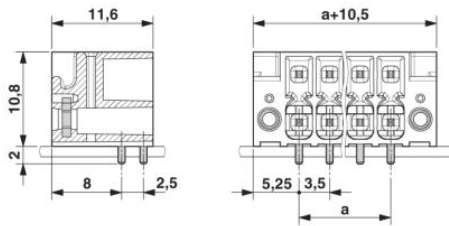
Certification Ex:

## Drawings

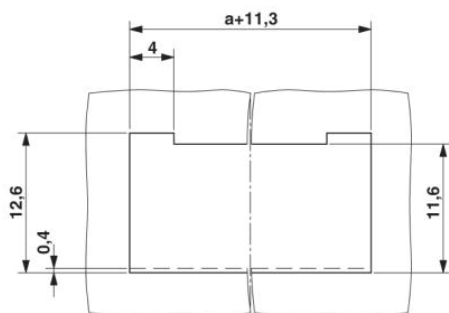
### Drilling plan/solder pad geometry



### Dimensioned drawing



### Schematic diagram



**Address**

PHOENIX CONTACT Ltd  
Halesfield 13  
Telford / Shropshire / TF7 4PG,England  
Phone 01952 681 700  
Fax 01952 681 799  
<http://www.phoenixcontact.co.uk>



Phoenix Contact Ltd.  
Technical modifications reserved;