

Self-Laminating Wire and Cable Markers

Ideal for marking wire and voice/data cabling, this marker features a clear, non-printed area which wraps around and overlaminates the printed text. Printer automatically "multiple repeats" your text in the white print area.

- **B-427 Self-Laminating Vinyl Labels** - Resistant to abrasion, water, oil and solvents. Temp range -40°F to 158°F (-40°C to 70°C), UL recognized


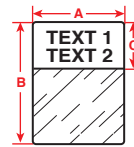


Figure 42

Self-Laminating Wire Markers

Diagram	Part Number	Material	Color	Approx. Wire Gauge*	Max Wire Dia. Inch (mm)	Label Width A Inch (mm)	Label Height B Inch (mm)	Print-On Height C Inch (mm)	Labels/Roll
B-427 Self-Laminating Vinyl Labels									
Fig. 42	XSL-11-427	B-427	BK on WT	16-10	0.160 (4.0)	0.500 (12.7)	0.750 (19.1)	0.375 (9.5)	500
Fig. 42	XSL-96-427	B-427	BK on WT	16-10	0.160 (4.0)	1.000 (25.4)	0.750 (19.1)	0.375 (9.5)	250
Fig. 42	XSL-17-427	B-427	BK on WT	12-10	0.210 (5.3)	0.500 (12.7)	1.000 (25.4)	0.375 (9.5)	500
Fig. 42	XSL-18-427	B-427	BK on WT	12-10	0.210 (5.3)	0.750 (19.1)	1.000 (25.4)	0.375 (9.5)	250
Fig. 42	XSL-19-427	B-427	BK on WT	12-10	0.210 (5.3)	1.000 (25.4)	1.000 (25.4)	0.375 (9.5)	250
Fig. 42	XSL-102-427	B-427	BK on WT	10-4	0.270 (6.9)	0.500 (12.7)	1.250 (31.8)	0.375 (9.5)	250
Fig. 42	XSL-103-427	B-427	BK on WT	10-4	0.270 (6.9)	1.000 (25.4)	1.250 (31.8)	0.500 (12.7)	250
Fig. 42	XSL-115-427	B-427	BK on WT	10-4	0.270 (6.9)	1.500 (38.1)	1.250 (31.8)	0.500 (12.7)	250
Fig. 42	XSL-29-427	B-427	BK on WT	10-4	0.320 (8.1)	0.500 (12.7)	1.500 (38.1)	0.500 (12.7)	450
Fig. 42	XSL-30-427	B-427	BK on WT	10-4	0.320 (8.1)	0.750 (19.1)	1.500 (38.1)	0.500 (12.7)	250
Fig. 42	XSL-31-427	B-427	BK on WT	10-4	0.320 (8.1)	1.000 (25.4)	1.500 (38.1)	0.500 (12.7)	250
Fig. 42	XSL-31-427-YL-BK	B-427	BK on YL	10-4	0.320 (8.1)	1.000 (25.4)	1.500 (38.1)	0.500 (12.7)	250
Fig. 42	XSL-32-427	B-427	BK on WT	10-4	0.320 (8.1)	1.500 (38.1)	1.500 (38.1)	0.500 (12.7)	227
Fig. 42	XSL-21-427-YL-BK	B-427	BK on YL	3 Gauge-2/0	0.530 (13.5)	1.000 (25.4)	2.500 (63.5)	0.750 (19.1)	100
Fig. 42	XSL-21-427	B-427	BK on WT	3 Gauge-2/0	0.530 (13.5)	1.000 (25.4)	2.500 (63.5)	0.750 (19.1)	100
Fig. 42	XSL-116-427	B-427	BK on WT	3 Gauge-2/0	0.530 (13.5)	1.500 (38.1)	2.500 (63.5)	0.750 (19.1)	100
Fig. 42	XSL-23-427	B-427	BK on WT	3/0-400 kcmil	0.850 (22.0)	1.000 (25.4)	4.000 (101.6)	1.000 (25.4)	85
Fig. 42	XSL-23-427-YL-BK	B-427	BK on YL	3/0-400 kcmil	0.850 (22.0)	1.000 (25.4)	4.000 (101.6)	1.000 (25.4)	100
Fig. 42	XSL-33-427	B-427	BK on WT	3/0-400 kcmil	0.850 (22.0)	1.500 (38.1)	4.000 (101.6)	1.000 (25.4)	85
Fig. 42	XSL-34-427	B-427	BK on WT	500-900 kcmil	1.30 (33.0)	1.500 (38.1)	6.000 (152.4)	1.500 (38.1)	50

*Approx. wire gauge based on AWG for THHN wire.

Self-Laminating Voice and Data Comm Cable Markers

Diagram	Part Number	Material	Color	Sized To Fit	Label Width A Inch (mm)	Label Height B Inch (mm)	Print-On Height C Inch (mm)	Labels/Roll
B-427 Self-Laminating Vinyl Labels								
Fig. 42	XSL-19-427	B-427	BK on WT	2 pair Fiber/Coaxial, Single/Multi Mode	1.000 (25.4)	1.000 (25.4)	0.375 (9.5)	250
Fig. 42	XSL-102-427	B-427	BK on WT	CAT-5, 4 pair UTP Copper	0.500 (12.7)	1.250 (31.8)	0.375 (9.5)	250
Fig. 42	XSL-103-427	B-427	BK on WT	CAT-5, 4 pair UTP Copper, Fiber, Coaxial	1.000 (25.4)	1.250 (31.8)	0.500 (12.7)	250
Fig. 42	XSL-115-427	B-427	BK on WT	CAT-5, 4 pair UTP Copper	1.500 (38.1)	1.250 (31.8)	0.500 (12.7)	250
Fig. 42	XSL-29-427	B-427	BK on WT	CAT-5, 4 pair UTP Copper	0.500 (12.7)	1.500 (38.1)	0.500 (12.7)	500
Fig. 42	XSL-30-427	B-427	BK on WT	CAT-5, 4 pair UTP Copper	0.750 (19.1)	1.500 (38.1)	0.500 (12.7)	250
Fig. 42	XSL-31-427	B-427	BK on WT	CAT-5, 4 pair UTP Copper, Fiber, Coaxial	1.000 (25.4)	1.500 (38.1)	0.500 (12.7)	250
Fig. 42	XSL-31-427-YL-BK	B-427	BK on YL	CAT-5, 4 pair UTP Copper, Fiber, Coaxial	1.000 (25.4)	1.500 (38.1)	0.500 (12.7)	250
Fig. 42	XSL-32-427	B-427	BK on WT	CAT-5, 4 pair UTP Copper, Fiber, Coaxial	1.500 (38.1)	1.500 (38.1)	0.500 (12.7)	250
Fig. 42	XSL-21-427	B-427	BK on WT	25 pair Copper, 4-12 pair Fiber, Coaxial	1.000 (25.4)	2.500 (63.5)	0.750 (19.1)	100
Fig. 42	XSL-21-427-YL-BK	B-427	BK on YL	25 pair Copper, 4-12 pair Fiber, Coaxial	1.000 (25.4)	2.500 (63.5)	0.750 (19.1)	100
Fig. 42	XSL-116-427	B-427	BK on WT	25 pair Copper, 4-12 pair Fiber, Coaxial	1.500 (38.1)	2.500 (63.5)	0.750 (19.1)	100
Fig. 42	XSL-23-427	B-427	BK on WT	50 pair Copper, 24 pair Fiber, Backbone	1.000 (25.4)	4.000 (101.6)	1.000 (25.4)	100
Fig. 42	XSL-23-427-YL-BK	B-427	BK on YL	50 pair Copper, 24 pair Fiber, Backbone	1.000 (25.4)	4.000 (101.6)	1.000 (25.4)	100
Fig. 42	XSL-33-427	B-427	BK on WT	50 pair Copper, 24 pair Fiber, Backbone	1.500 (38.1)	4.000 (101.6)	1.000 (25.4)	100
Fig. 42	XSL-34-427	B-427	BK on WT	100 pair Copper, 36 pair Fiber, Backbone	1.500 (38.1)	6.000 (152.4)	1.500 (38.1)	50

Terminal Block Markers

Specially designed narrow-width markers automatically set to fixed spacing and separation between leg ends and automatically rotate to top-down orientation for perfect alignment on terminal blocks.

- **B-498 Repositionable Vinyl Cloth Labels** - Temp Range -40°F to 248°F (-40°C to 120°C), UL Recognized


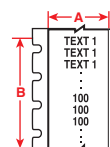


Figure 30

Diagram	Part Number	B#	Material	Color	Width of Strip Inch (mm)	Label Width A Inch (mm)	Label Height B Inch (mm)	Labels/Roll
B-498 Repositionable Vinyl Cloth Labels								
Fig. 30	XC-240-498	B-498	Vinyl Cloth	BK on WT	0.240 (6.1) wide	0.240 (6.1)	20 ft. (7.9 m)	1 roll (cont.)
Fig. 30	XC-318-498	B-498	Vinyl Cloth	BK on WT	0.318 (8.1) wide	0.318 (8.1)	20 ft. (7.9 m)	1 roll (cont.)
Fig. 30	XC-375-498	B-498	Vinyl Cloth	BK on WT	0.375 (9.5) wide	0.375 (9.5)	20 ft. (7.9 m)	1 roll (cont.)