


BW908TV




Smart Functions

- Dual Magnification Optical Engine
- Real Time View
- Auto Brightness Control
- Video port


Applications

- Medical Skin , Intra-oral , Ear , Iris ..check.
- Education & experiments Analysis & Reports.
- Printings inspection.
- Material analysis small powder & material surface
- Industrial tool inspection.

- Collections Jewel, Coin, Stamps, China...
- Quality Control Tool QC inspection.
- Micro-electronics COB , Particle check.
- PCB & SMT in process quality control
- Beauty Shop Hair & Skin inspection.
- Reading support For the weak eyesight.
- Textile inspection



Micro-Electronics



Skin & Hair




Bill



Collection



Biological Inspection



Printings Inspection



PCB



Cloth

Specification

Image Sensor	Color CMOS Sensor
Controller	High Speed DSP(Video Output)
Lens	Microscope Lens, M12
Focus Range	0mm ~ 40mm
Light Source	In-built White Light LED X4
Display System	NTSC or PAL (Option)
Magnification Ratio	25 X ~ 400X (Manual)
Power Supply	5V DC /110V~240V adaptor
Interface	Video port
Dimension	112mm (L) X 33 mm (R)
Package Weight	427g

Accessory



Main Functions



25X~400X

Clear image in fingers



LED

Super High Light LED
good brightness compersation



Video Cable

Direct Connect to TV



U Fix Stand

We call it stype stand,could
provide any good view angle.