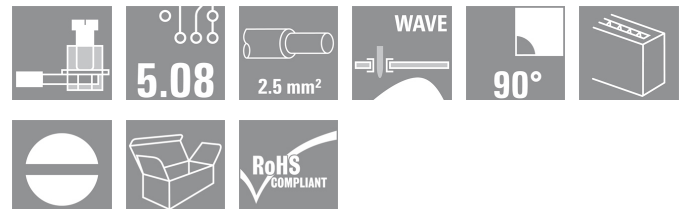


OMNIMATE Signal - series LM
LM 5.08/02/90 3.5SN BK BX

Weidmüller Interface GmbH & Co. KG
 Klingenbergstraße 16
 D-32758 Detmold
 Germany
 Fon: +49 5231 14-0
 Fax: +49 5231 14-292083
 www.weidmueller.com



PCB terminal with proven clamping yoke connection at 5.00 and 5.08 mm pitch. Conductor outlet direction 90°, 135° and 180°. Suitable for conductor cross-sections up to 2.5 mm².

- 0.13 - 2.50 mm² (IEC) / 26 - 14 AWG (UL)
- 630 V (IEC) / 300 V (UL)
- 17.5 A (IEC) / 20 A (UL)

General ordering data

Order No.	1716020000
Type	LM 5.08/02/90 3.5SN BK BX
Version	PCB terminal, 5.08 mm, No. of poles: 2, 90°, Solder pin length (l): 3.5 mm, tinned, Black, Clamping yoke connection, Clamping range, rated connection, max.: 2.5 mm ² , Box
GTIN (EAN)	4008190365318
Qty.	500 pc(s).
Product data	IEC: 630 V / 17.5 A / 0.2 - 2.5 mm ² UL: 300 V / 15 A / AWG 24 - AWG 14
Packaging	Box

Creation date May 23, 2013 9:10:07 AM CEST

OMNIMATE Signal - series LM
LM 5.08/02/90 3.5SN BK BX

Weidmüller Interface GmbH & Co. KG
 Klingenbergstraße 16
 D-32758 Detmold
 Germany
 Fon: +49 5231 14-0
 Fax: +49 5231 14-292083
 www.weidmueller.com

Technical data
Dimensions and weights

Net weight 2.462 g

System characteristics

Product family	OMNIMATE Signal - series LM	Wire connection method	Clamping yoke connection
Mounting onto the PCB	Solder connection	Conductor outlet direction	90°
Pitch in mm (P)	5.08 mm	Pitch in inches (P)	0.2 inch
No. of poles	2	Fitted by customer	Yes
Max. adjacent poles per row	24	Number of rows	1
Solder pin length (l)	3.5 mm	Solder eyelet hole diameter (D)	1.3 mm
Solder eyelet hole diameter tolerance (D)+	0,1 mm	Number of solder pins per pole	1
Screwdriver blade	0.6 x 3.5	Screwdriver blade standard	DIN 5264
Tightening torque, min.	0.4 Nm	Tightening torque, max.	0.5 Nm
Clamping screw	M 2.5	Stripping length	6 mm
L1 in mm	5.08 mm	L1 in inches	0.2 inch
Touch-safe protection acc. to DIN VDE 0470	IP 20	Touch-safe protection acc. to DIN VDE 57 106	Safe from finger touch

Material data

Insulating material	Wemid (PA)	Colour	Black
UL 94 flammability rating	V-0	CTI	≥ 600
Temperature of glow-wire test	750 °C	Duration of glow-wire test	30 s
Contact material	Cu-Leg	Contact surface	tinned
Contact base material	Cu-Leg		

Connectable conductors

Clamping range, rated connection, min.	0.2 mm ²	Clamping range, rated connection, max.	2.5 mm ²
Wire connection cross section AWG, min.	AWG 24	Wire connection cross section AWG, max.	AWG 14
Solid, min. H05(07) V-U	0.2 mm ²	Solid, max. H05(07) V-U	2.5 mm ²
Flexible, min. H05(07) V-K	0.2 mm ²	Flexible, max. H05(07) V-K	1.5 mm ²
w. wire end ferrule, DIN 46228 pt 1, min.	0.25 mm ²	w. wire end ferrule, DIN 46228 pt 1, max.	1.5 mm ²
w. plastic collar ferrule, DIN 46228 pt 4, min.	0.25 mm ²	w. plastic collar ferrule, DIN 46228 pt 4, max.	1.5 mm ²
Plug gauge acc. to EN 60999 a x b; Ø	2.4 mm x 1.5 mm; 1.9mm		

DIN IEC rating data

Rated current, min. no. of poles (Tu=20°C)	17.5 A	Rated current, max. no. of poles (Tu=20°C)	16 A
Rated current, number of poles (Tu=40°C), min	17.5 A	Rated current, number of poles (Tu=40°C), max.	14.2 A
Rated voltage for surge voltage class / pollution degree II/2	630 V	Rated voltage for surge voltage class / pollution degree III/2	320 V
Rated voltage for surge voltage class / pollution degree III/3	250 V	Rated impulse voltage for surge voltage class/ pollution degree II/2	4 kV
Rated impulse voltage for surge voltage class/ pollution degree III/2	4 kV	Rated impulse voltage for surge voltage class/ contamination degree III/3	4 kV
Short-time withstand current resistance	3 x 1s with 120 A		

**OMNIMATE Signal - series LM
LM 5.08/02/90 3.5SN BK BX**

Weidmüller Interface GmbH & Co. KG
Klingenbergstraße 16
D-32758 Detmold
Germany
Fon: +49 5231 14-0
Fax: +49 5231 14-292083
www.weidmueller.com

Technical data

CSA rating data

Institute (CSA)



Rated voltage (Use group B)

300 V

Rated current (use group B) 18 A

Rated voltage (use group D) 300 V

Rated current (use group D) 10 A

Wire cross-section, AWG, min. AWG 24

Wire cross-section, AWG, max. AWG 14

UL 1059 rating data

Rated voltage (use group B) 300 V

Rated current (use group B) 15 A

Rated voltage (use group D) 300 V

Rated current (use group D) 10 A

Wire cross-section, AWG, min. AWG 24

Wire cross-section, AWG, max. AWG 14

Classifications

ETIM 3.0

EC001284

UNSPSC

30-21-18-01

eClass 6.2

27-26-11-01

eClass 7.1

27-44-04-01

Notes

Notes

- Rated current related to rated cross-section & min. No. of poles.
- Wire end ferrule without plastic collar to DIN 46228/1
- Wire end ferrule with plastic collar to DIN 46228/4
- The data given under CSA relates to a cUL approval - E60693
- P on drawing = pitch
- Rated data refer only to the component itself. Clearance and creepage distances to other components are to be designed in accordance with the relevant application standards.

Approvals

Approvals



ROHS

Conform

Downloads

CAD Library (P-CAD Format - ASCII) [LM.LIA](#)

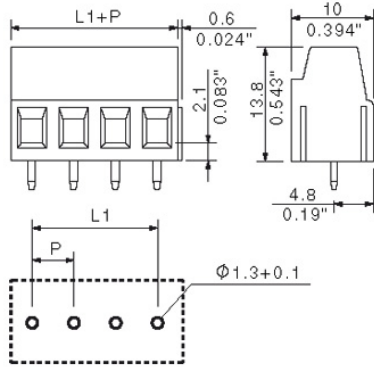
CAD Library (P-CAD Format - Standard) [LM.lib](#)

[3-D model](#)

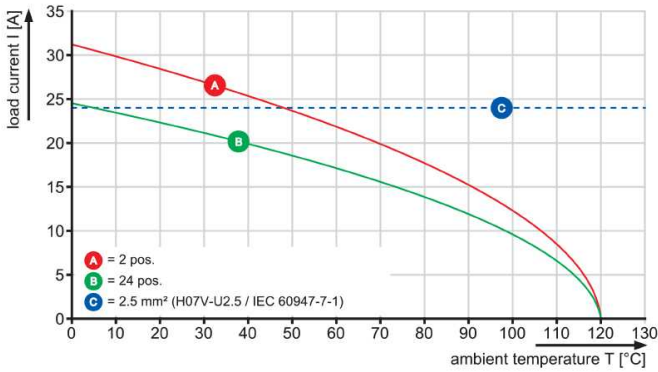
OMNIMATE Signal - series LM
LM 5.08/02/90 3.5SN BK BX

Weidmüller Interface GmbH & Co. KG
 Klingenbergstraße 16
 D-32758 Detmold
 Germany
 Fon: +49 5231 14-0
 Fax: +49 5231 14-292083
 www.weidmueller.com

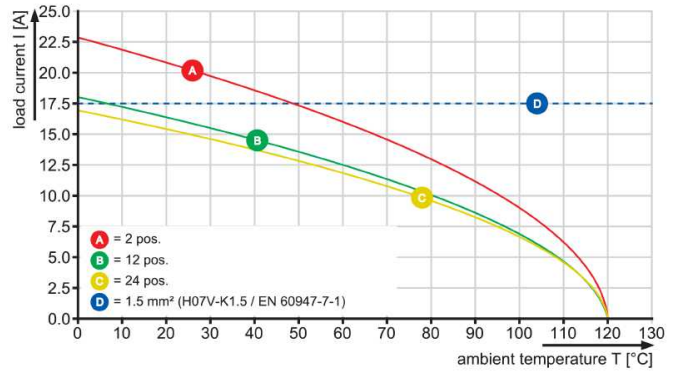
Drawings



LM 5.08/./180



LM 5.08/./90



LM 5.08/./135

