
GPS & GSM/3G Combo Antenna

- **GPS Active Antenna**
- **High Gain**
- **GSM/3G Antenna**
- **Indoor Use**
- **Adhesive Mount**



ADA-0114 is designed for GPS navigation in combination with Wireless communication applications.

Penta Band Wireless communication antenna

Inside windshield mounting is preferred. The antenna has a small foot print and adhesive tape for mounting.

RoHS

Optimal position for automobile applications is inside the windshield on the dashboard of the vehicles. If the GPS antenna unit is to be placed inside the car, be certain to avoid coverage by metal objects or behind heated windshield, for optimal performance.

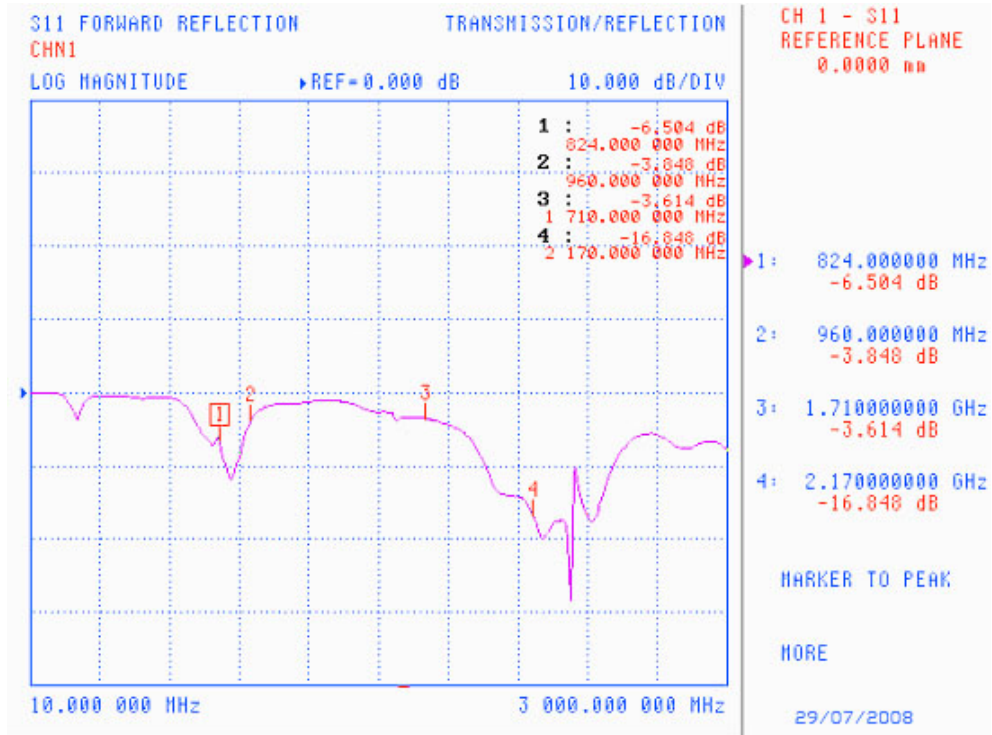
Specification

Antenna	Specification
	GPS
Frequency	1575.42 ± 1.023MHz
Antenna Dimension	25mm x 25mm x 4mm
Gain	+5.0 dBic typ, at Zenith
Polarazation	R.H.C.P
Axel Ratio	3.0dB Typ.
	LNA
Frequency Range	1575.42 ± 1.023MHz
Gain	28dB Typ.
Noise Figure	1.5dB Max
Output Impedance	50Ω
	Total Specification
Frequency Range	1575.42 ± 1.023MHz
Gain	32dB Typ - 1.2dB/m cable
Output Impedance	50Ω
VSWR	2.0 Max
RF Cable	RG174 , ∅2.7 ± 0.1mm , 3m
RF Connector	SMA (M), other connectors on request.
	Electrical Specification
Operating Voltage	Min: 2.5 V Typ: 3.0 V Max:5.5 V
Current Consumption	Typ: 8.6 mA Max: 16.6mA @ 5.5.0V
Environmental Cond.	
Operating Temperature	-30°C to + 80°C
Storage Temperture	-40°C to + 80°C
Relative Humidity	40% to 95%

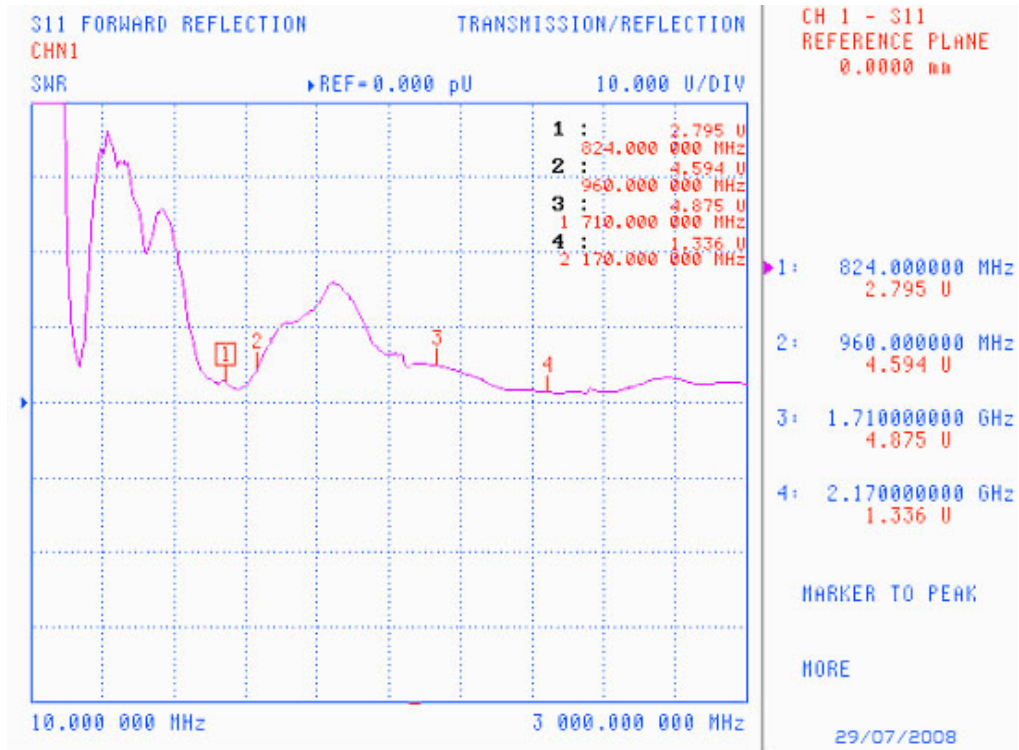
	GSM/3G
Frequency Band	824~960/1710~2100
Antenna Type	Embedded antenna
Nominal Impedance	50 ohm
V.S.W.R 824MHz	2.8 : 1 max
V.S.W.R 960MHz	4.6 : 1 max
V.S.W.R 1710MHz	4.9 : 1 max
V.S.W.R 2100MHz	1.4 : 1 max
Polarization	H-Plane

	Mechanical Specification
RF Cable	Standard 3 m RG174/U with standard connector
RF Connector	SMA (M), other connectors on request.
Size	45 x 45 x 14mm
Weight	120g
Mounting	Adhesive mount
Housing Material	ABS

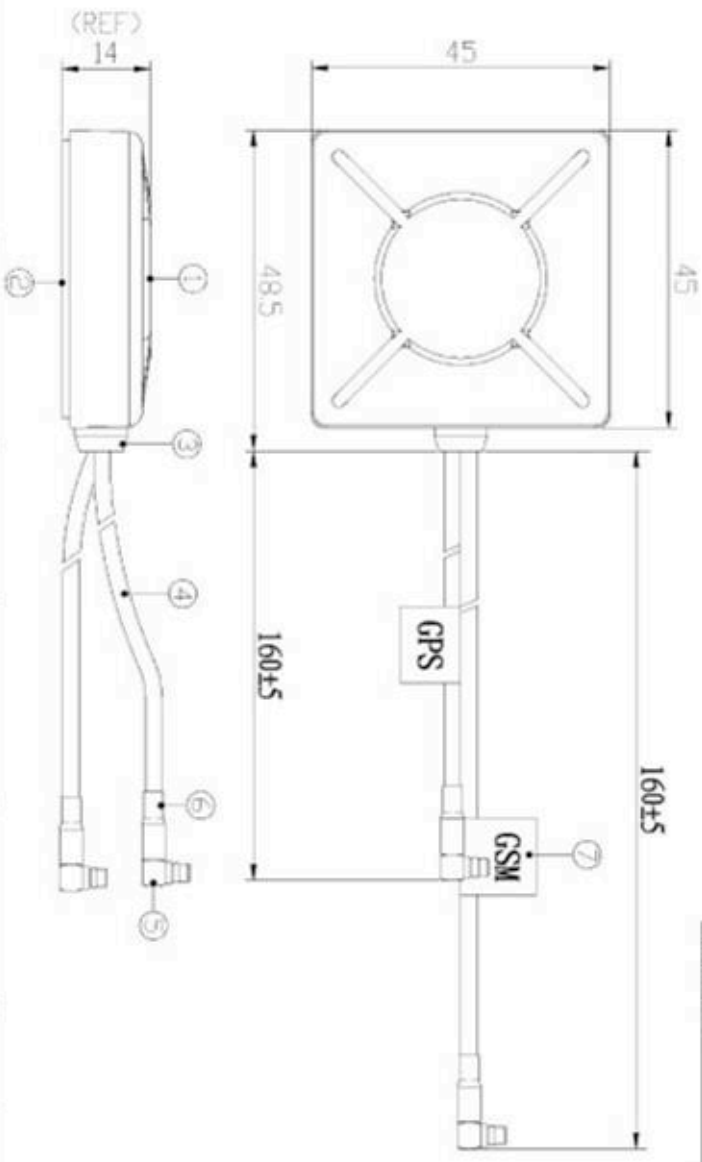
Return Loss



V.S.W.R



NO.	NAME	FINISH	Q. TY
01	Head top	Black	01
02	Twin adhesive	Red	01
03	Rubber washer	Black	01
04	RG-174A/U Cable	Black	02
05	MCCX 90° (Male)	Colden plating	02
06	Heat-shrink tube	Black	02
07	Label		02



CUSTOMER'S	MODEL	PARTS NUMBER	FREQUENCY	UNIT	SCALE	DATE	VERSION
		GPS: 1575.42MHz GSM: 824-960/1710-1990/2100MHz		M/M		20080729	1
TOLERANCE	X.XX±0.15	NAME	PARTS NUMBER	APPROVED	CHECKED	DRAWING	DESIGNED
SURFACE ROUGHNESS	\sqrt{S}	APPEARANCE	MP 51-5				



ADACTUS

Ordering codes

TYPE	Description	Comment
ADA-0114-S	GPS & GSM/3G Antenna	Adhesive Mount Puck Antenna

For the latest updates, visit our Web site: www.adactus.se

Disclaimer

Information furnished is believed to be accurate and reliable. However, Adactus assumes no responsibility for the consequences of use of such information nor for any infringement of patents or other rights of third parties which may result from its use. Adactus reserves the right to make changes without further notice to any product herein to improve reliability, function or design. Adactus does not assume any liability arising out of the application or use of any product described herein.

This publication supersedes and replaces all information previously supplied. Adactus products are not authorized as critical components in life support devices or systems.